



Trip

2012





OH THE PLACES WE'LL GO... RAMBLE ON!



Two floorplan options and generous slide-outs allow you to choose a Trip with generous living space in a configuration that's perfect for your family's needs.

EXTERIOR FEATURES

- A** Hitch rating: 7,000 pounds

B Side-mount, color-matched patio awning

C Radius flush-mount dual-pane safety windows
- D** 9-layer roof with fiberglass top

E Automatic air-leving system

F Radial tires: 255/70R/22.5
- G** Rear Vision System with color cameras located on exterior mirrors

H One-piece windshield

I New generation, state-of-the-art low-profile body design (under 12 feet)

[EXTERIOR](#)

[INTERIOR](#)

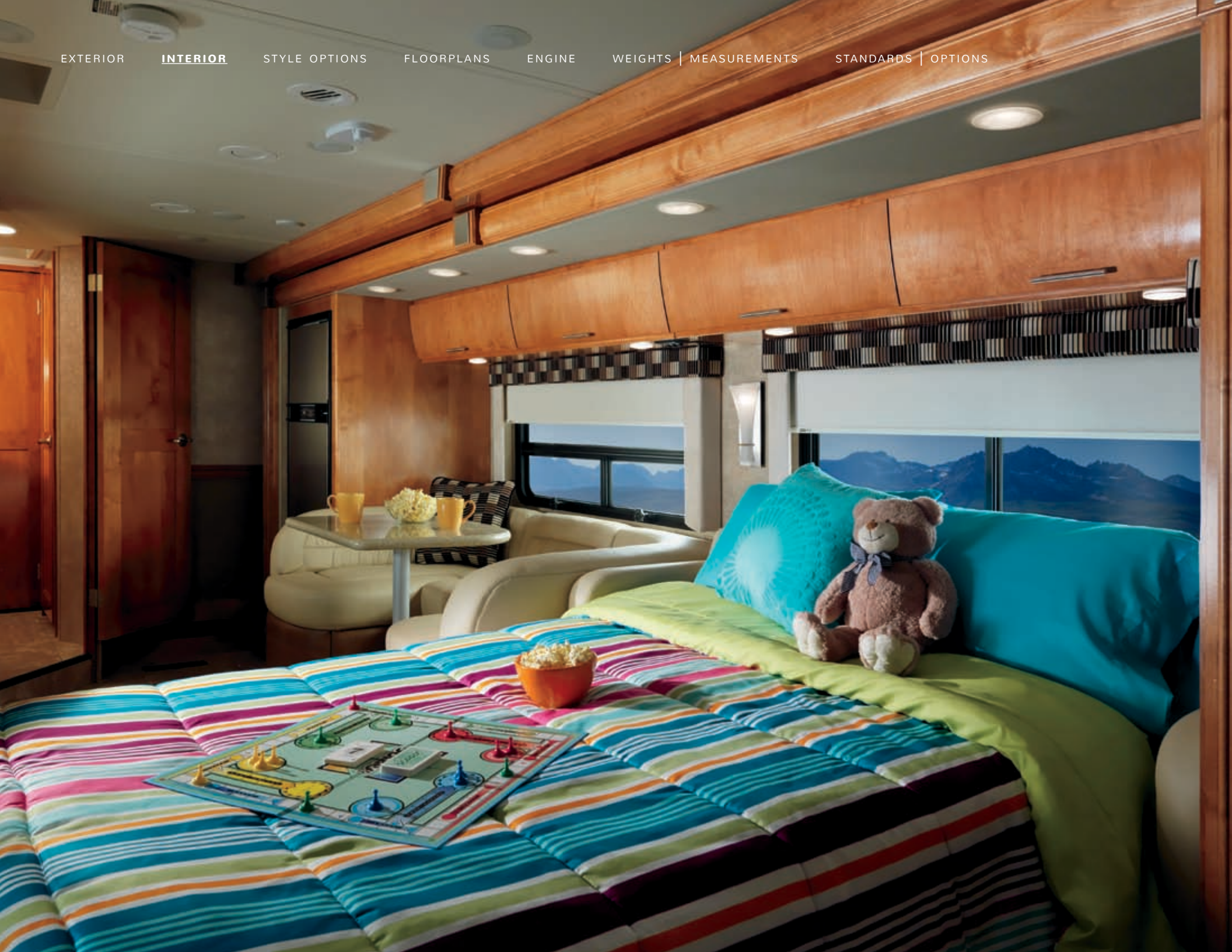
[STYLE OPTIONS](#)

[FLOORPLANS](#)

[ENGINE](#)

[WEIGHTS | MEASUREMENTS](#)

[STANDARDS | OPTIONS](#)





FAMILY TIME

Holiday Rambler is redefining “family time” with its unwavering reputation for style and affordability. This year you’ll find more family-friendly functionality, stylish details

and spacious comfort than ever before.

The 2012 Trip is no exception. Cook up a masterpiece in a kitchen featuring high-end appliances, hardwood cabinetry, tile floors

throughout, Corian® countertops with decorative backsplash, and an extra large scenic window.

The comfortable cockpit boasts UltraLeather™ six-way power pilot and copilot seats, in-dash driver

message center, 3-camera color rear vision system and available GPS and Sirius Satellite Radio. (Pictured: 35PBD)





The Trip presents the perfect living environment for you and your family to relax and really enjoy one another. Enjoy your next family meal with a variety of dinette choices, including UltraLeather™ U-shaped dinette (pictured, standard), or


an optional UltraLeather booth dinette ensemble with J-lounge or hide-a-bed sofa, as well as desirable amenities like hardwood cabinetry, tile flooring, and huge scenic windows. *(Pictured: 35PBD)*





An array of luxurious décor and fabric styles, along with a standard queen bed, plush carpeting, an optional 24-inch LCD TV and DVD player make the Trip's master bedroom the perfect place to retire at the end of an eventful day.

In the bathroom, you'll find tile flooring, a Corian® countertop with decorative backsplash, a roomy one-piece shower, all standard. Rediscover "family time"... Holiday Rambler-style. *(Pictured: 35PBD)*



[EXTERIOR](#)

[_INTERIOR](#)

[STYLE OPTIONS](#)

[FLOORPLANS](#)

[ENGINE](#)

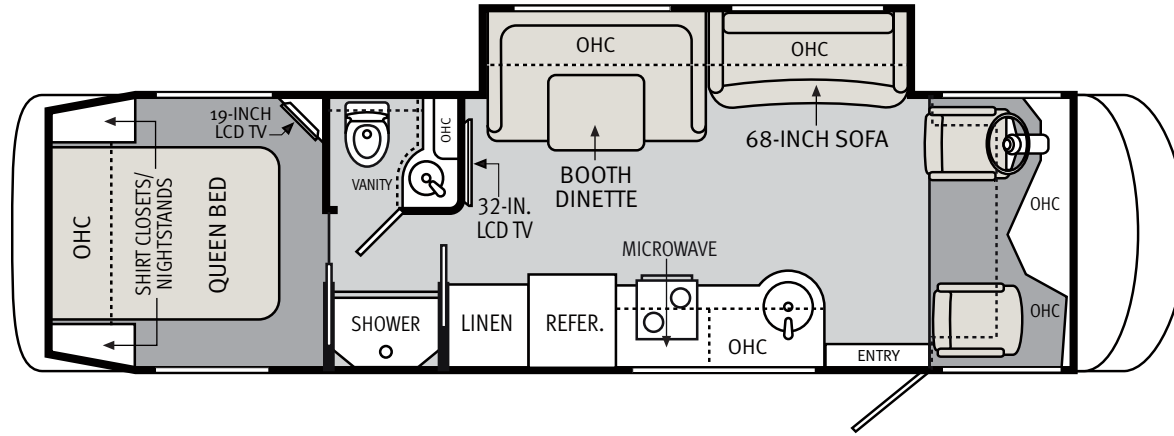
[WEIGHTS | MEASUREMENTS](#)

[STANDARDS | OPTIONS](#)



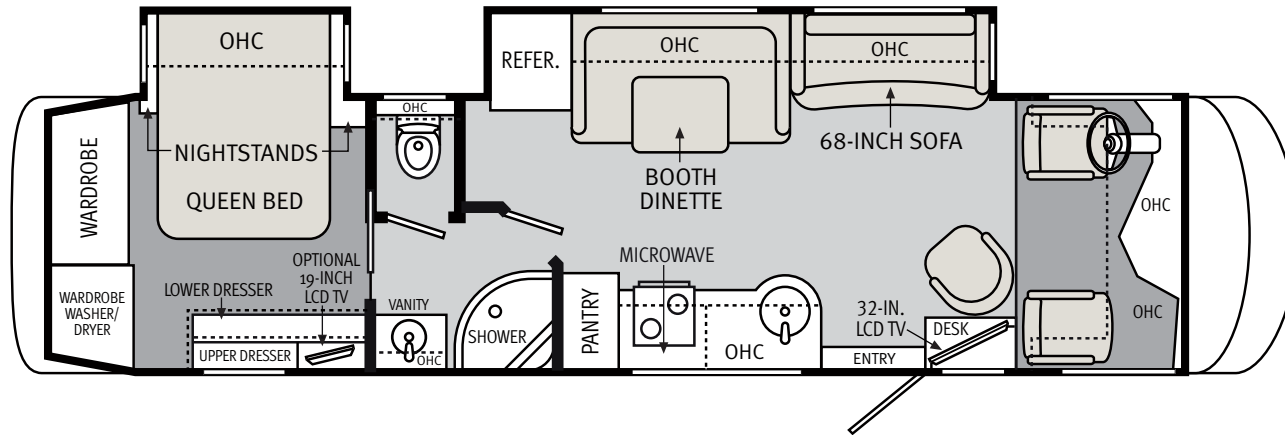
A B C

32PBS



A B C

35PBD



FLOORPLANS FOR LIVING.

Select from two floorplan designs in lengths of 32 and 35 feet, including a single and double-slide, along with multiple furniture options and configurations.

FURNITURE OPTIONS:

HIDE-A-BED SOFA



A

BOOTH DINETTE ENSEMBLE WITH HIDE-A-BED




B

BOOTH DINETTE ENSEMBLE WITH J-LOUNGE



C




**ITALIAN
SIENNA**
(STANDARD)



GIBRALTAR

GIBRALTAR

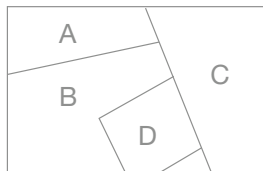


CHOCOLATE THUNDER

PIANO BAR



ONYX



A. BEDSPREAD B. SOFA C. ACCENT D. TILE

Note: colors depicted are a reasonable representation though they may not be an exact match of the actual colors due to variances in processing and production.

**AROUND THE CLOCK
SERVICE AND SUPPORT**

When you take delivery of your new recreational vehicle, it's just the beginning of our exclusive around-the-clock Owner Advantage Program.

We offer an extensive support program with complete roadside assistance and special motor club benefits that follow you wherever your travels take you. We've teamed up with the largest RV

emergency road service company in the country to give you immediate access to fast, dependable service when and where you need it. Add our toll-free service appointment assistance, plus a technical assistance hotline, and you have the security of full-time support at your fingertips.

For details, call toll-free 877-211-8135

WARRANTIES

Enjoy your next RV adventure with the peace of mind that comes with a 12 month/24,000 mile basic limited warranty; a 5 year/50,000 mile limited warranty on aluminum or steel frame

structure; and a 3 year/50,000 mile limited warranty on the Roadmaster Chassis. Review your coach's limited warranty in full for complete terms and conditions.



MAKE IT HOME.

Choose from a stunning selection of décor styles and exterior colors, designed to surround you in comfort and luxury.

MORE TO STORE.

Trip features large storage bays with side-hinged baggage doors, along with a mega storage compartment in the rear, available on the 32PBS.

MAXXFORCE® POWER

The MaxxForce® 7 is a significantly upgraded V8 turbodiesel specifically designed to meet the needs of medium-duty motorhome customers. These upgrades include:

- High-pressure common-rail fuel system
- Dual sequential turbochargers
- Compacted graphite iron block

These features deliver a better performing engine with outstanding power, performance, reliability and fuel economy.

Navistar's MaxxForce Advanced EGR emissions technology prevents NOx from forming in-cylinder. You don't have the taxing work of sourcing urea, filling a urea tank and maintaining additional components. The result is optimal performance and low cost.

**ROOF CONSTRUCTION**

(top to bottom)

- One-piece peaked fiberglass roof
- Luaun backing
- Thick, tapered bead foam insulation
- Aluminum double I-beam superstructure filled with fiberglass insulation
- Vapor barrier
- Structure foam: thermal insulative barrier
- 1/2" bead foam insulation
- Foam padding for extra insulation
- Padded vinyl ceiling

**SIDEWALL CONSTRUCTION**


(left to right)

- Wallpaper
- Décor board
- 1-1/2" x 1-1/2" square tubular aluminum frame
- High performance thermal insulation
- Gel coat fiberglass composite sidewall

**FLOOR CONSTRUCTION**

(top to bottom)

- Structurwood™
- 1-1/2" tube
- High-performance thermal insulation foam
- Luaun
- 3-ply backer



WEIGHTS

	32PBS	35PBD
Gross Vehicle Weight Rating (Lbs.)	29,000	29,000
Gross Combined Weight Rating ¹ (Lbs.)	33,000	33,000
Front Gross Axle Weight Rating (Lbs.)	11,000	11,000
Rear Gross Axle Weight Rating (Lbs.)	18,000	18,000

MEASUREMENTS

	32PBS	35PBD
Wheelbase	220"	255.5"
Overall Length w/o Ladder	33' 9"	36' 8"
Overall Height, Including AC	11' 7"	11' 7"
Exterior Width	8' 0"	8' 0"
Interior Height	6' 8"	6' 8"

TANK CAPACITIES²

	32PBS	35PBD
Gray Tank (Gal.)	61	61
Black Tank (Gal.)	46	46
Fresh Tank (Gal.)	50	50
Fuel Tank (Gal.)	51	51
LP Tank ³ (Gal.)	16	16

Due to continuous product improvements, please visit us online at holidayrambler.com for the latest in standards, options, specifications and technical data.

¹Towing capacity is limited by GCWR; your vehicle's towing capacity is the difference between the GCWR and the actual vehicle weight, including all water, fuel, passengers and cargo. Your towed vehicle should be equipped with auxiliary brakes if the weight of the towed vehicle exceeds 1,000 lbs. consult your owner's manual for further towing information.

²All tank capacities are estimated based upon calculations provided by the tank manufacturers and represent approximate capacities. The actual "usable capacity" may be greater or less than the estimated capacities based upon fabrication and installation of the tanks.

³Actual filled LP capacity is 80% of listing due to safety shut-off required on tank.

The actual overall length of the recreational vehicle may differ from that indicated in the brochure due to variances in the manufacturing process and/or installed components. The actual length may be greater or less than that indicated. Due to the large variety of options and floorplan arrangements available to our customers, actual weights for each unit can differ significantly. Holiday Rambler provides a weight sticker on each unit we produce which includes that unit's tank capacities and approximate weight. Consult your local Holiday Rambler dealer for unit availability and further information. The information printed in this brochure reflects product design, fabrication, and component parts at the date of printing. The manufacturer reserves the right, at any time, to make changes in product design or material or component specifications as its sole option, without notice.

This includes the substitution of components of a different brand or trade name which will result in comparable performance. All information printed in this brochure is subject to change after the date of printing. Some features shown or mentioned in this brochure are optional and may only be available in selected floorplans. Photographs may depict a floorplan option that has been discontinued or is no longer available at the time of your purchase. Photographs may show props or decorations that are not standard equipment. Holiday Rambler, the Holiday Rambler logo and its design, are registered trademarks. Other products and company names are trademarks and/or registered trademarks of their respective holders. While the color of the motorhome's exterior and the interior fabrics depicted in this sales brochure are fair and reasonable depictions,

the colors depicted may not be an exact match of the actual colors because of the variances in photo-processing and printing. Due to product improvements, changes during the model year and/or transcription errors that may occur, information represented within this brochure may not be accurate at the time of your purchase. If certain information is significant to your purchasing decision, please confirm the information with your dealer. Component part and appliance manufacturers issue limited warranties covering portions of the recreational vehicle not covered under the Limited Warranties issued by Monaco RV, LLC. To learn specific details regarding warranty coverage, please contact your selling dealership or review the warranty packet inside the recreational vehicle.

BODY CONSTRUCTION

- › One Piece Front Windshield
- › Fiberglass Exterior Caps
- › Interior Ceiling Height: 80" in Living Area; 75" in Bath
- › Laminated Sidewall Construction
- › Smooth Fiberglass Exterior Walls
- › Aluminum Side-Hinged Baggage Doors with Radius Bottom
- › Chassis Battery Storage Under Interior Entry Step
- › House Battery Storage by Entry Door with Remote Battery Fill
- › Mega Storage Compartment in Rear Bay (N/A 35PBD)
- › Shore Cord Holder Located in Driver-Side Rear Storage Area
- › Dura Shield Front Mask Film
- › Undercoating
- › [RVIA Certification](#)
- › [Canadian RV Certification](#)
- › [Transport Canada MVSR](#)

CHASSIS / ENGINE / SUSPENSION

- › MaxxForce® 7 2010 EPA 6.4L V-8 Engine with Exhaust Brake
- › Max HP: 300 at 2,600 RPM
- › Max Torque: 660 lbs/ft. at 1,600 RPM
- › Rear Axle Ratio: 4:78:1
- › 2500MH Transmission
- › Anti-Lock Braking System with Full Airbrake
- › Front Radiator
- › Chassis Batteries
- › Chrome Exhaust Tip
- › 200 Amp Alternator
- › Tire Size: 255/70R/22.5
- › Remote Transmission Fill
- › Single Fuel Fill
- › Stainless Steel Wheel Simulators
- › Pre-Wire for Supplemental Braking System
- › Power Steering
- › Hitch Rating: 7,000 lbs.
- › Automatic Air Leveling System
- › [Polished Aluminum Wheels](#)

COCKPIT

- › In-Dash 7" LCD Touch Screen AM/FM/CD Stereo Radio with Sirius Ready Compatibility with Camera Monitor and Control
- › Two-Toned Fiberglass Automotive Dash with Gauges and Instrumentation Panel
- › In-Dash Driver's Message Center
- › Electric Windshield Solar Screens with Manual Black-Out Shades
- › Manual Pilot and Co-Pilot Solar Screens with Black-Out Shades
- › Dash Heating and AC System with Defroster
- › Black Interior Grab Handle
- › Lighted Exterior Grab Handle
- › Four-Spoke Leather Steering Wheel with Horn Pad, Logo, and Controls for Wipers, Radio and Cruise Control
- › Intermittent Windshield Wipers
- › Halogen Ceiling Map Lights in Cockpit
- › Rear Vision System with LCD Screen and Color Cameras Located on Exterior Mirrors
- › Dual-Tone Electric Horn
- › Carpeted Driver/Passenger Floor Mats
- › UltraLeather™ 6-Way Power Pilot and Co-Pilot Seats
- › [Sirius Satellite Radio Tuner with Antenna](#)
- › [GPS Navigation System with Dock Station](#)

APPLIANCES / ACCESSORIES

- › Stainless Steel 8 cu. ft. Large Double-Door Refrigerator with Ice Maker
- › High-Output Sealed 3-Burner Cooktop without Oven
- › Stainless Steel Space Saver Convection Microwave
- › 32" LCD TV Located in Living Area
- › Curbside; Exterior Patio Hook-Ups for Cable and 120V Outlet with Hatch Door to Exterior
- › Kingdome UHF/VHF Antenna
- › Cable TV Hook-Up
- › Single Digital Satellite System Prep
- › Interior Cable TV Hook-Up Accessories
- › Curbside; Exterior Gas Line Hook-Up Prep for LP Accessories
- › [24" LED TV in Bedroom](#)
- › [Stackable Washer and Dryer \(N/A 32PBS\)](#)
- › [Home Theater System](#)
- › [R6 In-Motion Satellite Stationary – Dish-Star](#)
- › [Multi-Satellite HD KU/KA Dish](#)
- › [Winegard Stationary Dish-Star](#)

STANDARD ■OPTIONS ■

INTERIOR

- › Hardwood Cabinetry: Italian Sienna
- › Doors: Radius Hardwood
- › Satin Nickel Cabinet Door Pulls
- › Ball Bearing Drawer Guides in Kitchen
- › Wood Cabinet Drawer Boxes
- › Polished Corian® Countertops Throughout with Decorative Backsplash in Kitchen and Bath
- › Soffit Lights Throughout
- › Toe Kicks in Kitchen and Bath Base Cabinets
- › Decorative Hardwood Slide-Out Fascia
- › Carpet in Cockpit, Bedroom and Slide-Out Rooms
- › Decorative Headboard
- › Tile Flooring Except Bedroom and Slide-Out Rooms
- › Medicine Cabinet with Flat Panel Door; Extended Shelf from Bottom of Vanity
- › to Wall with Decorative Railing (N/A 35PBD)
- › Medicine Cabinet with Flat Panel Mirror Door (N/A 32PBS)
- › Two Decorative Sofa Pillows in Living Area
- › Decorative Window Treatments
- › Black-Out Day/Night Pleated Shades in Living Area and Bedroom
- › Mini Blinds in Kitchen and Bath
- › Decorative Wall Art in Living Area and Bedroom
- › Décor: Gibraltar, Piano Bar
- › Manual Solar Screens with Blackouts in Living Area and Bedroom

FURNITURE

- › Queen Bed with Overhead Cabinet and Nightstands
- › UltraLeather U-Shaped Dinette
- › UltraLeather Jackknife Sofa
- › EuroRecliner with Ottoman and Flip-Up Workstation (N/A 32PBS)
- › UltraLeather Hide-A-Bed with Air Mattress
- › UltraLeather Booth Dinette Ensemble with J-Lounge
- › UltraLeather Booth Dinette Ensemble with Hide-A-Bed Air Mattress

ELECTRICAL SYSTEMS & LIGHTS

- › 50 Amp 120V Distribution Panel and Power Cord
- › Power Control System
- › 2000-Watt Inverter with Two UL16HC House Batteries
- › Onan® 6.0 kW Quiet Diesel Generator
- › Battery Disconnect Switch at Entry on Galley Base
- › 12V and 120V Outlet in Cockpit Area
- › Extra Lights in Mega Storage Area
- › Porch Light
- › Exterior Power Entry Step with Light
- › Water Pump Switches Located at Galley and Service Panel
- › Lights in Outside Storage Compartments with Switch at Entry
- › Under-Hood Utility Light
- › 120V GFI Protected Outlets in Kitchen, Bath and Exterior
- › Monitor Panel with Tank Levels, Generator Switch and Hour Meter, Water Pump Switch
- › Soffit Lighting Throughout
- › Decorative Living Room Wall Light

PLUMBING & LP SYSTEMS

- › Single Lever Pull-Down Kitchen Faucet with Sprayer
- › Single Handle Bathroom Faucet
- › Stainless Steel Sink in Kitchen and Bathroom
- › Demand Water System and Water Pump
- › 10 Gallon LP Gas/Electric Water Heater with Electronic Ignition
- › Central Water Filtration
- › Winterization Valving System
- › Water Heater By-Pass Valving
- › One-Piece Rectangle Shower with Glass Door (32PBS)
- › One-Piece Round Shower with Glass Door (35PBD)
- › China Toilet with Sprayer
- › Washer/Dryer Prep (N/A 32PBS)
- › Holding Tank Rinsing System
- › Insulated Systems Compartment with Easy Access to Hook-Up
- › Shower Inside Wet Bay with Hot/Cold Water; Shower Head with Shut-Off
- › Gravity and Pressurized Water Fill
- › Sewer Hose Assembly with Hose Storage
- › Shower Faucet Set in Brushed Nickel

STANDARD ■OPTIONS ■

HEATING, VENTS & AC

- › Dual 13.5M BTU Air Conditioners
- › Black AC Shrouds
- › Electronic Ignition Furnace 30K
- › Kitchen Powered Attic Fan with Wall Control of Automatic Dome and Fan

- Power
- › Two Bath Powered Attic Fans with Ceiling Control of Automatic Dome and Fan Power; One in Private Bath, One in Shower Area
- › Tank Heater Pads in Wet Bay
- › Electronic Dash AC/Heat Climate Control System

- › Oil-Rubbed Bronze Metal Floor Registers
- › **Dual 13.5M BTU Air Conditioners with Heat Pumps**

WINDOWS, DOORS & AWNINGS

- › Radius Flush Mount Dual Pane Safety Glass Dark Tinted Windows
- › Large Kitchen Window
- › Private Bath Window

- › Tinted Skylight in Bathroom with Protecta Glaze
- › Side-Mount Patio Awning
- › **Topper Slide-Out Awnings**

SAFETY

- › Fire Extinguisher
- › Deadbolt Lock on Entrance Door
- › GFI Protected Circuit, Exterior
- › LP Gas Detector

- › Smoke Detector
- › Carbon Monoxide Detector
- › Driver and Passenger Three-Point Seat Belts

STANDARD OPTIONS 



NAVISTAR

REVOLUTIONIZING THE RV

Monaco® RV is driven by the same sense of possibilities that makes RV travelers ask, *Where To Next?*™ That's why we've embarked on a new journey with Navistar® as our partner. With access to Navistar's 175 years of transportation expertise, we've got big ideas

on the drawing board and innovative new RVs rolling off the line. Monaco RV has shaped itself into a leader in the RV industry. In the spirit of pursuing what's next, we'll never stop looking for the next great innovation.

