



The Ultimate GREEN Camper!

ULTRA
LIGHT WEIGHT

**ALL-ALUMINUM
AUTOMOTIVE CAMPERS**



Custom color cabinetry available.



Champagne aluminum cabinetry standard.

TAKE YOUR FAMILY CAMPING WITH YOUR CAR OR MINIVAN!



Available with Tip-Out Bunks!



Custom exterior colors available. Shown with off-road package.



THE MOST DURABLY CONSTRUCTED LIGHTWEIGHT ON THE MARKET



Dinette bases make into full 60" x 80" beds.



Featuring AZDEL composite wall board - 50% lighter than wood; Not affected by moisture, No formaldehyde, R-2 Insulative value, the Best you can get - WHEN WEIGHT MATTERS!



CAMPLITE's ALL Aluminum and composite construction will last for decades! This camper will be in your family for generations!

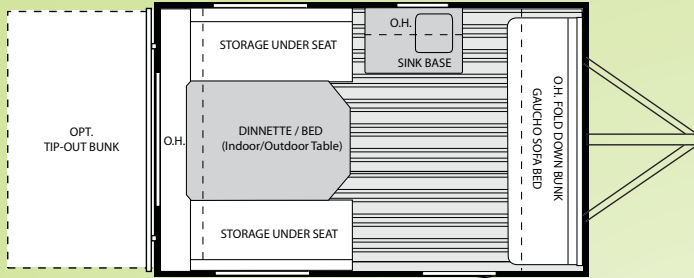


www.LIVINLITE.com

LIVIN LITE IS PROUD TO FEATURE THESE GREAT PRODUCTS

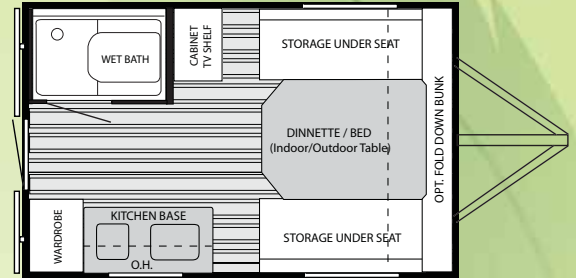
CAMP LITE

ULTRA LIGHTWEIGHT FLOORPLANS



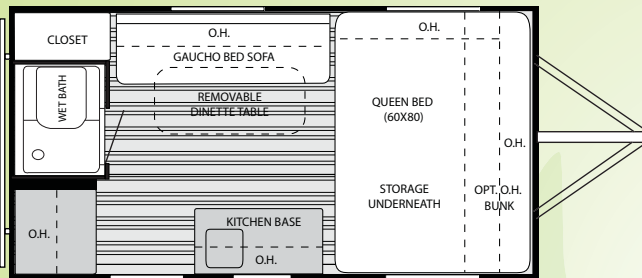
Box Length: 11'-0"
GVWR: 2500 lb.
Dry Weight: 1,400 lb.

CL11RD



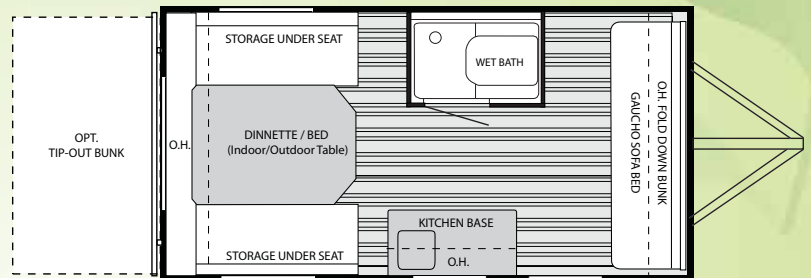
Box Length: 11'-0"
GVWR: 2500 lb.
Dry Weight: 1,750 lb.

CL11FDB



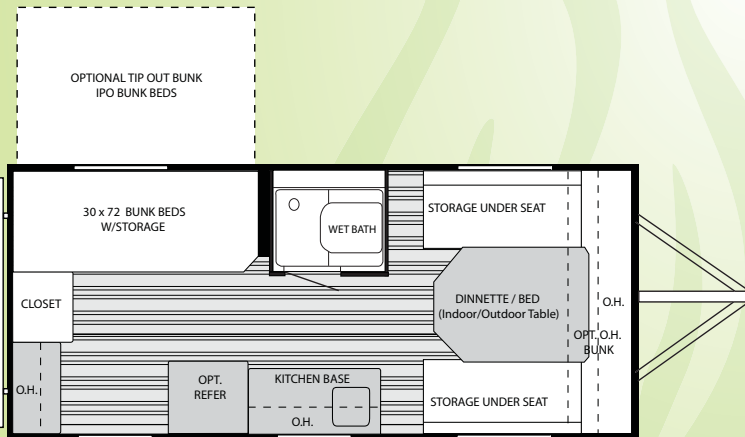
Box Length: 13'-0"
GVWR: 2500 lb.
Dry Weight: 1,900 lb.

CL13QBB



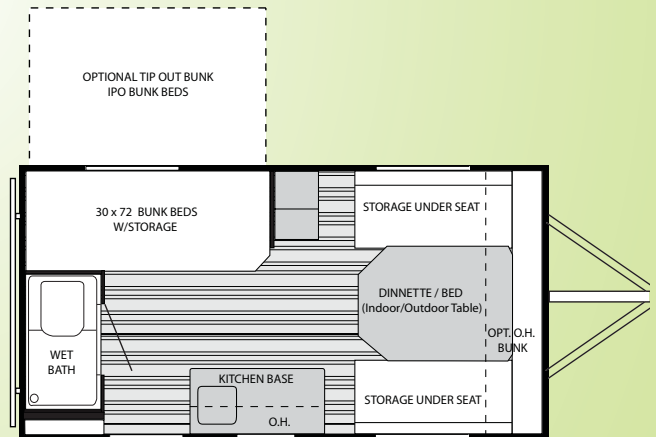
Box Length: 13'-0"
GVWR: 2500 lb.
Dry Weight: 1,900 lb.

CL13RDB



Box Length: 16'-0"
GVWR: 4800 lb.
Dry Weight: 2,600 lb.

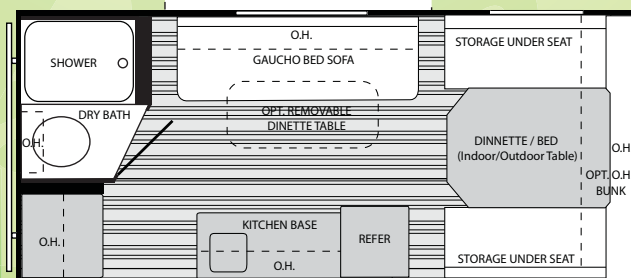
CL16BHB



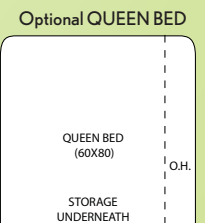
Box Length: 13'-0"
GVWR: 2500 lb.
Dry Weight: 1,900 lb.

CL13BHB

Box Length: 16'-0"
GVWR: 4800 lb.
Dry Weight: 2,600 lb.



CL16DB



Available IPO Any Dinette



STANDARD FEATURES

- 1. Tubular Aluminum Frame**
Lightweight; Durable; will not rust away like typical steel frames.
- 2. Dexter™ Independent Torsion Suspension**
Provides the smoothest ride, best tracking and less rebound in all terrains - compared to outdated spring leaf suspensions.
- 3. Inter-Locking Aluma-Plank® Floor Deck**
Lightweight; Durable; will not rot away, sag or have soft spots like typical plywood floor decking. Frankly, there's just no comparison to conventional trailers here.
- 4. Tubular Aluminum Sidewall Framing**
Lightweight; Durable; will not rot away like wood.
- 5. Aluminum Exterior Sidewall Skin**
Lightweight; Strong; Durable; offers the option of colors vs. competition's white.
- 6. Diamond Plate Aluminum Rockguard and Trim Package (automotive styling)**
Protective; Durable and Adds a Great Look to the Exterior of the Camper.
- 7. Fully Insulated Sidewalls and Roof**
Lightweight, Block Foam Insulation, laminated for maximum strength.
- 8. Tubular Aluminum Bunk Bed Framing**
Lightweight; Durable; will not rot away, vs. wood bases.
- 9. Tubular Aluminum Cabinet Framing**
Lightweight; Durable; water resistant; will not rot away like typical wood studs.
- 10. Aluminum Skinned Cabinetry**
Lightweight; Durable; Clean Look; Designed to stand the test of time - compared with the typical wood paneling.
- 11. Finished Aluminum Cabinet Doors**
Lightweight; Durable; Clean Look; Designed to stand the test of time - compared to typical "presswood" doors.
- 12. Lightweight European Composite Windows -**
Featuring Built-In Day/Night Shades and the Ability to be Propped Open.

- 13. Lightweight Custom Crafted Countertops**
Lightweight; Durable; Water Resistant; Designed to stand the test of time - compared with the "presswood" tops.
- 14. 76" Interior Headroom**
No more bending over in your automotive camper! Enjoy the ability to walk around with plenty of head room - afforded by CAMPLITE'S increased interior spaciousness!
- 15. Automotive Exterior Colors**
Choose from a Variety of Metallic Exterior Metal Colors to Match Your Tow Vehicle!

OTHER GREAT FEATURES

- **AZDEL composite wall board - 50% Lighter than wood; Not affected by moisture, No formaldehyde, R-2 Insulative value, the Best you can get - WHEN WEIGHT MATTERS!**
- Awning
- 13.5 BTU Air Conditioner
- All Aluminum Dinette Bases with Built-In Storage and Custom Cushions.
- 12V&110V Electrical Outlets Providing Convenient access to electric for fans, heaters, coolers, lights, etc.
- Wet Bath (where available)
Dometic Porcelain Commode with Shower (hot water heater/water pump)
- Exterior Shower (where available)
With Flexible Hose & Sprayer (H&C)
- Aluminum Mag Wheels
- Four Stabilizer Jacks
- Spare Tire
- Lighted, Molded License Plate Cover
- 3 Year Structural Warranty

POPULAR OPTIONS

- **LP Package:**
Furnace; Water Heater; Refrigerator, Cooktop
- **Offroad Package:**
Increased Clearance, All-Terrain Tires
- **Custom Exterior Paint Color**
- **Snap-On Carpets**
- **Convection Microwave Oven**

See our website or your nearest CAMPLITE dealer for more information and new product updates.
www.LIVINLITE.com

SPECIFICATIONS AND CAPACITIES

Overall Lengths:

11RD; 11FDB - 14'-6"

13RDB; 13BHB; 13QBB - 16'-6"

16BHB; 16DB - 19'-6"

Overall Width: 84"

Overall Height (with A/C): 114"

Tire Size: 13" (14" on offroad package)

Wet Bath Models:

Fresh Water - 20 gal.

Grey Water - 27-32 gal. (varies per model)

Black Water - 14 gal.

All illustrations and specifications contained in this literature are based on the latest product information at time of publication. Photos may show options which are not included with the purchase price of the vehicle. LIVIN LITE Recreational Vehicles, Inc., reserves the right to make changes in prices, colors, materials, equipment and specifications at anytime without notice or obligation. All units are shipped F.O.B. Wakarusa, Indiana. Consult your local dealer for detailed warranty information.

Your Dealer



1025 E. WATERFORD • WAKARUSA, IN 46573 • PH. 574.862.2228
WWW.LIVINLITE.COM