

Flagstaff

MAC, CLASSIC, HIGHWALL & HARD SIDE TENT CAMPERS

MAC, CLASSIC, HIGHWALL & HARD SIDE TENT CAMPERS

Flagstaff





207

MAC Series




Flagstaff MAC/ LTD SERIES

Flagstaff takes pride in packing the most value possible into our MAC / LTD series. While coming standard with many features, you still have the flexibility to incorporate as many options as you choose to fit your camping preferences. Make your investment go a long way with the MAC / LTD camper.



POPULAR FEATURES


- | | |
|--|--|
| A Metal drawer guides <i>(Std.)</i> | F Crank Down Stabilizer Jack <i>(Std.)</i> |
| B Under floor 20 gallon water tank <i>(Except LTDs)</i> | G Heated Mattress <i>(Std. Opt.)</i> |
| C Storage Deck <i>(MAC BR23SC - 48" Deck, BR28TSC - 96" Deck)</i> | H Outside grill with work table <i>(Std. MAC, Classic, Hard Side, High Wall Opt. LTD)</i> |
| D Exterior electric plug <i>(Except LTDs)</i> | I Plywood Bed Ends <i>(Except Hard Side)</i> |
| E Swing down galley <i>(Except LTDs)</i> | J Sliding Storage Trunk <i>(Some Models)</i> |



Flagstaff

CLASSIC SERIES

The Classic series has many outstanding features to enhance your camping experience. The swing-down galley and standard power lift make the Classic a breeze to set-up. The expansive seating throughout the camper gives everyone plenty of room to sit and enjoy themselves.



POPULAR FEATURES

- A Bunk Light and Fan**
(Std.)
- B Hanging Shirt Bar**
(Std. Except LTDs)
- C Fantastic Fan**
(Std. Opt. Except LTDs)
- D Port-a-Potty**
(Std. 620ST & 425D)
- E Water Filter**
(Std. with Hot Water Heater)
- F Outside Shower**
(Incl. w/ Hot Water Pkg: Std: Classic, Hard Side, High Wall, and Opt: MAC)
- G Water pump** *(Std.)*
- H One-Piece Door**
(Std. Except Hard Side, LTDs)



823D
Classic Series



HW27SC
High Wall Series



Flagstaff
HIGH WALL SERIES

Cherry-colored cabinetry, stainless steel finishes and beautiful tile-look flooring puts this camper in a class of its own. The Flagstaff High Wall Campers are perfect for those families who want the luxurious features of a travel trailer in a much lighter towable option. It's your vacation. Go in style.



POPULAR FEATURES

- A** Easy Glide Scissor Pole Bed Supports *(Except LTD)*
- B** Add-a-Room with Privacy Panels *(Opt. on all Models Except Hard Side)*
- C** Radio *(Std. Classic, Hard Side and High Wall)*
- D** Power Lift *(Std. Classic, High Wall and MAC Off road Models Opt. LTD and MAC)*
- E** Beautiful hardwall shower with a residential-style flush toilet complete with a 12-gallon black water holding tank. *(Std. High Wall, Except HW25FS)*
- F** Hanging Pantry *(Opt. All Models Except MAC, Hard Side, LTD)*
- G** Hanging Wardrobe *(Opt. All Models Except Hard Side, LTD)*







Flagstaff


CONSTRUCTION

- 1) Three Stage Double Arm Lifter Posts (NA on Hard Sides)
- 2) Fiberglass Vacuum Bonded Radius Roof w/ No Center Seam (NA on Hard Sides)
- 3) Five-Piece Tenting With Breathable Bed Ends (NA on Hard Sides)
- 4) E-Z Crank Down Stabilizer Jacks w/ Sand Pads
- 5) Full Perimeter Aluminum Bed Frames (NA on Hard Sides)
- 6) Plywood Bunk Ends (NA on Hard Sides)
- 7) Seven-Way Pigtail Wiring
- 8) Under Floor 20 Gallon Fresh Water Tank (LTDs 11 Gallon Above Floor)
- 9) Powder-Coated Steel Frame
- 10) Powder Coated Rafter Poles and Bed Bows (NA on Hard Sides)
- 11) Air Conditioner Reinforcing Laminated Into Roof (NA on Hard Sides)
- 12) 13" Radial Tires on 12' Models (12" Radial Tires on 8' & 10' Models)
- 13) Easy Lube Axles (Except LTDs)
- 14) Breatheable Canvas Bed End Material
- 15) One-Piece Door (Except LTDs & Hard Sides)

ALKO® AXLES AND EASY LUBE HUBS

AL-KO Axles offer many advantages over conventional axles:

- Fully independent wheel suspension.
- Lower trailer center of gravity for improved stability.
- No metal to metal contact and no springs, shackles, hangers, or U-bolts to break or wear out.

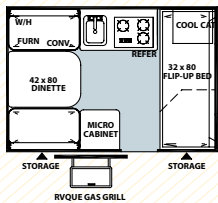


The UltraLube™ Hubs allow you to repack bearings quickly and easily without disassembly. Note: Torsion Axles on Classics, HS's and HW's only. Easy-Lube Hubs on all units except LTDs.

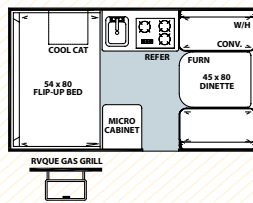
Flagstaff HARD SIDE SERIES

Bringing a smooth, fiberglass vacuum bonded exterior with a quick, easy set up, while retaining the towing and storage advantages of the Classic tent camper, the Hard Side series is the perfect product for your camping adventure.

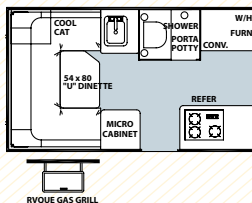
T10RD



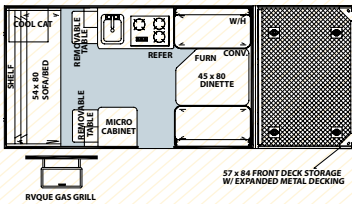
T12RB



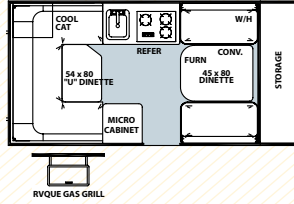
T12SC



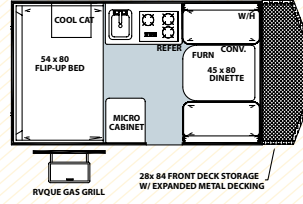
T12SDTH



T12DDST



T12BH



Hard Side Awning & Screen Room option.

SPECIFICATIONS

Model number of any particular unit does not necessarily reflect the overall length of the unit itself. Dry weight are estimates.

MODEL	T10RD	T12RB	T12SC	T12SDTH	T12DDST	T12BH
GVWR (Gross Vehicle Weight Rating)	2415	3261	3250	3835	3152	3277
BASE/DRY UNIT WEIGHT	1666	1861	1829	2098	1916	1921
BASE DRY HITCH WEIGHT	252	261	253	335	262	277
BASE DRY AXLE WEIGHT	1414	1600	1829	1763	1654	1197
CARGO CAPACITY	816	1217	1217	1532	1217	1217
BOX SIZE	10'	12'	12'	12'	12'	12"
TRAILER SIZE (Closed w/ Hitch)	15' 1"	17' 1"	17' 1"	22' 1"	18' 11"	18' 2"
HEIGHT (Closed)	60"	60"	60"	62"	60"	60"
FRESH WATER CAPACITY	26	26	26	26	26	26





T12DDST
Hard Side Series



Flagstaff

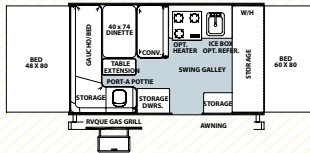
CLASSIC SERIES

SPECIFICATIONS

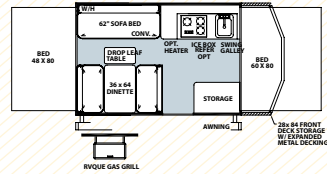
Model number of any particular unit does not necessarily reflect the overall length of the unit itself. Dry weight are estimates.

MODEL	620ST	720BH	823D	425D	625D
GVWR (Gross Vehicle Weight Rating)	3212	3283	3358	3303	3292
BASE/DRY UNIT WEIGHT	1986	1996	2445	2446	2473
BASE DRY HITCH WEIGHT	258	283	358	303	292
BASE DRY AXLE WEIGHT	1728	1713	2087	2143	2181
CARGO CAPACITY	1017	1268	894	838	800
BOX SIZE	10'	10'	12'	12'	12'
TRAILER SIZE (Closed w/ Hitch)	17' 1"	17' 3"	19' 1"	19' 1"	19' 1"
HEIGHT (Closed)	57"	57"	61"	61"	61"
TRAILER LENGTH (Open)	20' 4"	20' 2"	23' 9"	23' 9"	23' 9"
FRESH WATER CAPACITY	26	26	26	26	26

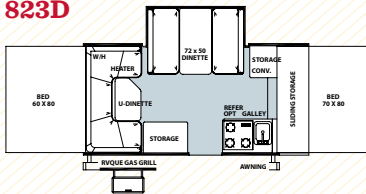
620ST



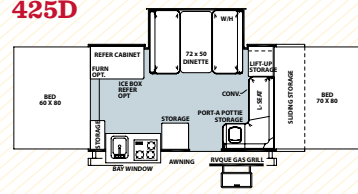
720BH



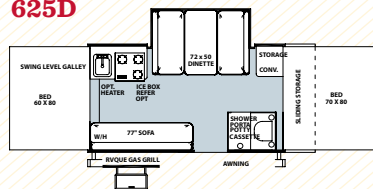
823D



425D



625D



Flagstaff

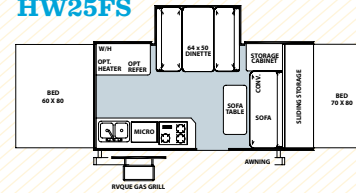
HIGH WALL SERIES

SPECIFICATIONS

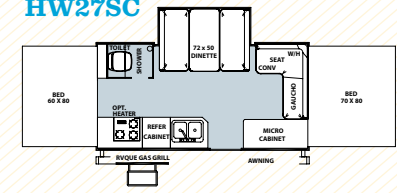
Model number of any particular unit does not necessarily reflect the overall length of the unit itself. Dry weight are estimates.

MODEL	HW25FS	HW 275C	HW 27KS	HW295C
GVWR (Gross Vehicle Weight Rating)	3815	3779	3859	4573
BASE/DRY UNIT WEIGHT	2773	2806	2959	3135
BASE DRY HITCH WEIGHT	315	279	359	373
BASE DRY AXLE WEIGHT	2458	2527	2600	2762
CARGO CAPACITY	1042	935	862	1217
BOX SIZE	12'	14'	14'	16'
TRAILER SIZE (Closed w/ Hitch)	19' 1"	19' 4"	19' 4"	21' 4"
HEIGHT (Closed)	68"	68"	68"	68"
TRAILER LENGTH (Open)	23' 9"	25' 9"	25' 9"	27' 9"
FRESH WATER CAPACITY	26	26	26	26
GRAY WATER CAPACITY	6	12	12	12
BLACK WATER CAPACITY	N/A	12	12	12

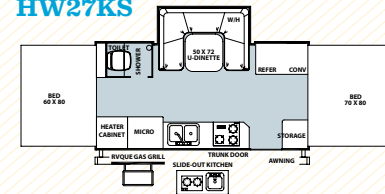
HW25FS



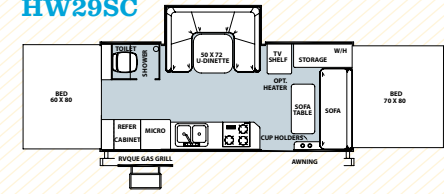
HW275C



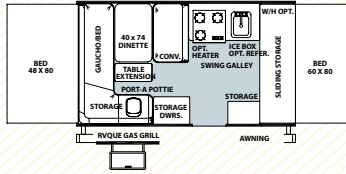
HW27KS



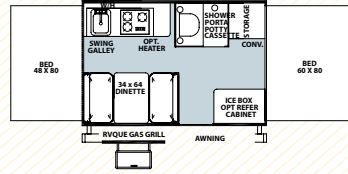
HW295C



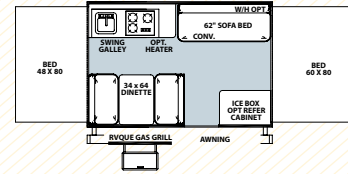
206ST



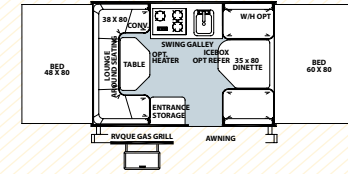
205



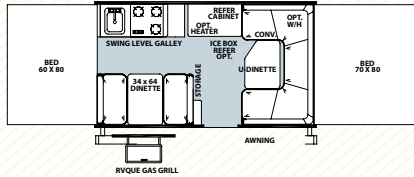
207



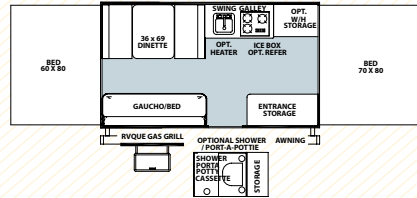
208



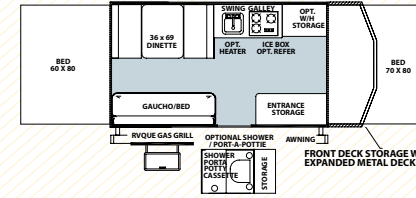
227



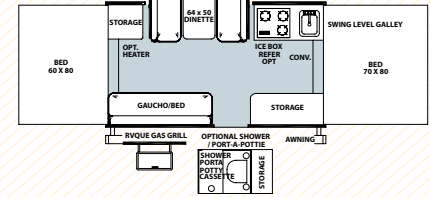
228



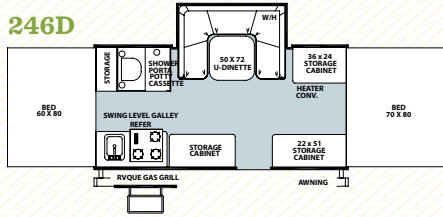
228BH



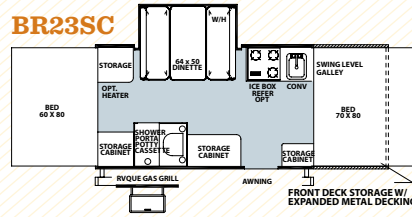
228D



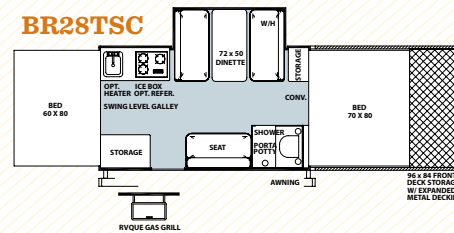
246D



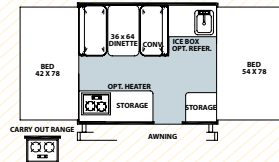
BR23SC



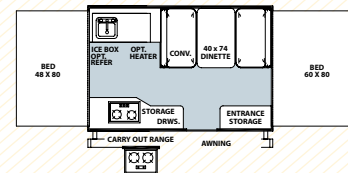
BR28TSC



176LTD



206LTD



Flagstaff MAC/ LTD SERIES

SPECIFICATIONS

Model number of any particular unit does not necessarily reflect the overall length of the unit itself. Dry weight are estimates.

MODEL	206ST	205	207	208	227	228	228BH	228D	246D	176LTD	206LTD	BR23SC	BR28TSC
GVWR (Gross Vehicle Weight Rating)	2983	2876	2786	2768	3043	3081	3100	3063	3249	2148	2274	3810	5579
BASE/DRY UNIT WEIGHT	1867	1732	1764	1737	2006	2050	2064	2153	2364	1344	1493	2579	2975
BASE DRY HITCH WEIGHT	233	240	252	219	293	331	350	313	249	190	174	310	219
BASE DRY AXLE WEIGHT	1634	1492	1512	1518	1713	1719	1714	1840	2115	1154	1319	2269	2756
CARGO CAPACITY	1097	917	866	866	966	966	1017	891	866	683	762	1212	2317
BOX SIZE	10'	10'	10'	10'	12'	12'	12'	12'	14'	8'	10'	12'	12'
TRAILER SIZE (Closed w/ Hitch)	17' 1"	15' 3"	15' 3"	15' 3"	17' 2"	17' 2"	18' 8"	17' 2"	19' 2"	12'	14'	21' 9"	26'
HEIGHT (Closed)	57"	57"	57"	57"	57"	57"	57"	57"	57"	57"	57"	62.5"	62.5"
TRAILER LENGTH (Open)	20' 4"	20' 1"	20' 1"	20' 1"	23' 10"	23' 10"	23' 10"	23' 10"	25' 10"	17' 1"	20' 1"	26' 5"	30' 8"
FRESH WATER CAPACITY	20	26	20	20	20	20	20	20	26	11	11	26	26

Flagstaff Tent Campers

STANDARDS & OPTIONS

Standards & Options are subject to change.

Models	LTD	M	C	HS	HW
STANDARD & OPTIONAL FEATURES					
Cherry Interior with "Tile-Look" Linoleum	--	--	S	S	S
Hickory Interior with "Tile-Look" Linoleum	S	S	--	--	--
Two-Tone Fabric Interiors	S	S	S	S	S
Residential Style Kitchen Faucet w/ Electric Water Pump	S	S	S	S	--
Stainless Steel Look Appliances and Sink	S	S	S	S	S
Double Pan Sink with High Rise Faucet	--	--	--	--	S
Electric Water Pump	S	S	S	S	S
Hot Water Package (Incl. Water Filter, Outside Shower, Six Gallon DSI Hot Water Heater) (M: 208, 207, 206ST, 228, 228BH, 228D, 227)	--	0*	S	S	S
Shower Cassette Package (Incl. Water Filtration System, Six Gallon DSI Hot Water Heater, Demand Water Pump, and Cassette Toilet (Opt. M: 228, 228BH, 228D) (Std. M: 205, 246D, BR235SC, BR28TSC C: 625D, HS: T12SC)	--	S*/0*	S*	S*	--
Port-a-Potty (C: 620ST, 425D HS: T12RB, T12BH, T12DDST, T12SDTH, M: 206ST Only)	--	S*	S*	S*	--
Hard Wall Shower with Residential Flush Toilet (N/A HW25FS)	--	--	--	--	S*
Fold Over Galley with Upper and Lower Storage (Std. C: 425D Only)	S	--	S*	--	--
Two Burner Free-Standing Range	S	--	--	--	--
Swing Level Galley with Storage (N/A C: 425D, 823D)	--	S	S*	--	--

LTD = LIMITED
M = MAC
C = CLASSIC

Models	LTD	M	C	HS	HW
Permanently Mounted 3-Burner Indoor Range w/ Stove Cover	--	S	S	S	--
Three Burner Stove with Oven	--	--	--	--	S
Microwave	--	--	--	S	S
Large Built-In Icebox	S	S	S	--	--
1.9 Cubic Ft. Refrigerator	0	0	--	--	--
3 Way Refer 2.5 cu. ft. 110V & 12V	--	--	0	S	--
Extra Large 4.0 cu. ft. Refrigerator	--	--	--	--	0
Free Standing Lite-Ply Table -- High Pressure Laminate	S	S	S	S	S
Comfortable Family Style Dinette w/ 4" Reversible Cushions	S	S	S	S	S
Residential Style Raised Panel Doors	--	--	S	S	S
Wood Drawers w/ Metal Guides	S	S	S	S	S
Large Clothes Bar	--	--	S	S	S
Hanging Wardrobe	--	--	0	--	0
Hanging Pantry	--	0	0	0	0
AM/FM Stereo with CD player	--	--	S	S	S
TV Outlet with Cable and Satellite Hook Up	--	S	S	S	S
LCD TV (HW29SC Only)	--	--	--	--	S*
25 Amp Converter w/ Built in Battery Charger	S	--	--	--	--
35 Amp Converter w/ Built in Battery Charger	--	S	S	S	S
12V Safety Switch	S	S	S	S	S
Roof Vent	S	--	--	--	--
Create-A Breeze Three Speed Fantastic Fan	--	SO	SO	SO	SO
Air Conditioner Wiring Kit	0	0	0	--	0
10 k BTU Cool Cat Heat Pump	--	--	--	S	--
13.5 k BTU Air Conditioner	--	--	--	--	0

HS = HARD SIDE
HW = HIGH WALL

S = STANDARD
SO = STANDARD OPTION
O = OPTIONAL

Models	LTD	M	C	HS	HW
20 k BTU Forced Air Furnace w/ Electric Ignition	0	0	0	0	0
Interior Floor Lights	--	--	--	S	S
2 Ceiling Lights	S	--	--	--	--
3 Single Ceiling Lights	--	S	--	--	--
2 Double Ceiling Lights	--	--	--	S	--
3 Double Ceiling Lights w/ Jacks for Accessories	--	--	S	--	S
Bunk Light with Fan	--	--	S	--	S
LP Leak Detector	S	S	S	S	S
Carbon Monoxide Detector	0	0	0	0	0
Privacy Curtains	S	CP	CP	S	CP
Roof Valances	--	CP	CP	--	CP
Quilted Top Bed Mattresses	S	S	--	--	--
Quilted Top Innerspring Mattresses (HS: T12RB, T12BH Only)	--	--	S	S*	S
Thermostatically Controlled Heated Mattresses (HS: T12RB, T12BH Only)	0	0	0	S*	0
Leaf-Spring Axle	S	S	--	--	--
Independent Torsion Axles	--	--	S	S	S
Easy Lube Axles	--	S	S	S	S
Spare Tire, Cover and Mount	S	TP	TP	S	TP
12" Radial Tires	S	--	--	--	--
13" Radial Tires with Aluminum Wheels	--	S	S	S	--
14" Radial Tires with Aluminum Wheels	--	--	--	--	S
15" Mud Rover Radial Tires, Aluminum Wheels & Shocks (Std. M: BR23SC, BR28TSC Only)	--	S*	--	--	--
Electric Brakes	0	S	S	S	S
Sliding Storage Tray on All Front Trunk Models (Except C: 620ST, HS: T12DDST)	--	S*	S*	S*	S*

-- NOT AVAILABLE
OP = OPTIONAL PACKAGE
* = SELECTED MODELS



Models	LTD	M	C	HS	HW
28.5" Front Storage Deck w/ Removable Deck Railing(Std. M: 228BH, C:720BH, HS: T12BH Only)	--	S*	S*	S*	--
48" Front Storage Deck (Std. M: BR23SC, HS: T12SDTH Only)	--	S*	--	S*	--
96" Front Storage Deck (Std. M: R28TSC Only)	--	S*	--	--	--
Power Lift System (Std.M: BR23SC, BR28TSC Only)	O	O	S	--	S
Battery Box and Wiring Kit	O	S	S	S	S
20 lb LP Bottle	S	S	S	--	--
(2) 20 lb. LP Bottles (Std. M: BR23SC, BR28TSC Only)	--	S*	--	--	--
Dual 20 lb. LP Bottles with Cover	--	O	O	S	S
Automatic LP Regulator	--	O	O	S	S
Diamond Plated Front Cap	--	--	--	S	S
Diamond Plated Front, Rear and Side Skirt M: BR23SC, BR28TSC Only)	--	S*	--	--	--
Awning	S	S	S	--	S
Awning/Screen Room	--	--	--	O	--
Screen Room w/ Privacy Panels	O	O	O	--	O
Outdoor Gas Grill w/ Worktable	O	S	S	S	S
Outside Speaker	--	--	S	S	S
Patio Light (LTD: 206LTD Only)	S*	CP	CP	S	CP
Courtesy Light on Front (M: 228BH, BR23SC, BR28TSC C: 720BH HS: All Models)	--	S*	S*	S	--
110V Exterior Outlet (LTD: 206LTD only)	S*	CP	CP	S	CP
Black Water Hose Storage (HW: N/A HW25FS)	--	--	--	--	S*
Installed Door Step	S	TP	TP	S	TP
Installed Double Step (M: BR23SCB, R28TSC Only)	--	S*	--	--	--

Models	LTD	M	C	HS	HW
One Piece Screen Door	--	S	S	--	S
Folding Grab Handle	--	S	S	S	S
Exterior Graphic Design	S	S	S	S	S
Travel Pack (Incl. Spare Tire, Tire Bracket, Tire Cover, Installed Step)	--	O	O	--	O
Convenience Pack (Incl. Privacy Curtains, A/C Bracing, Patio Light, 110V Exterior Outlet)	--	O	O	--	O

STANDARD CONSTRUCTION FEATURES

Completely Enclosed Living Area	--	--	--	S	--
Fiberglass Vacuum Bonded Roof with Metal Interior Roof	--	--	--	S	--
Large Rear Roof Tinted Sky Light with Shade	--	--	--	S	--
Two Front Roof Tinted Windows with Shades	--	--	--	S	--
Fiberglass Vacuum Bonded Radius Roof w/ No Center Seam	S	S	S	--	S
Steel Air Conditioner Vent Reinforcing Laminated Into Roof	S	CP	CP	--	CP
3-Stage Double Arm Lifter Posts	S	S	S	--	S
Smooth Fiberglass Vacuum Bonded Exterior	--	--	S	S	S
Lower Door Operational in Closed Position	S	S	S	--	S
Five Piece Sectionalized Vinolon Supreme Tenting	S	S	S	--	S
Tent Permanently Attached on Bunk Ends and Slide Out	S	S	S	--	S
Plywood Bunk Ends	S	S	S	--	S
Full Perimeter Aluminum Bed Frames	S	S	S	--	S
Easy Glide Scissor Pole Bed Supports	--	S	S	--	S

Models	LTD	M	C	HS	HW
Powder Coated Rafter Poles and Bed Bows	S	S	S	--	S
Tinted Vinyl Windows	S	S	S	S	S
Large, Opening Picture Window	--	--	--	S	--
One Piece Undercoated Structure wood Floor	S	S	S	S	S
Powder Coated Tubular Steel Frame	S	S	S	S	S
Rear Crank Down Stabilizer Jacks w/ Sand Pads	S	--	--	--	--
(4) E-Z Crank-Down Stabilizer Jacks w/ Sand Pads	--	S	S	S	S
Seamless, High Density Polyethylene Wheel Wells	S	S	S	S	S
11 Gallon Fresh Water Tank	S	--	--	--	--
Under Floor 20 Gallon Fresh Water Tank	--	S	S	S	S
12 Gallon Gray Water Holding Tank (HW: N/A HW25FS)	--	--	--	--	S*
6 Gallon Gray Water Holding Tank (HW: HW25FS Only)	--	--	--	--	S*
12 Gallon Black Water Holding Tank (HW: N/A HW25FS)	--	--	--	--	S*
2000 lb. Tongue Jack w/ Swivel Wheel	S	S	S	S	S
Power Front Jack	--	--	--	O	O
7-Way Pigtail Plug	S	S	S	S	S

LTD = LIMITED
M = MAC
C = CLASSIC

HS = HARD SIDE
HW = HIGH WALL

S = STANDARD
SO = STANDARD OPTION
O = OPTIONAL

-- NOT AVAILABLE
OP = OPTIONAL PACKAGE
* = SELECTED MODELS



PRE-DELIVERY INSPECTION FACILITY

20,000 square feet of quality assurance. The bare essentials for a premium product. This state-of-the-art facility gives immediate daily feedback to production for quality assurance in every unit built.



Forest River, Inc. encourages our customers to purchase their Forest River products from a local dealership whenever possible for the following reasons:

It is the goal of Forest River, Inc. that all of our RV owners fully enjoy the RV experience and that customer satisfaction meets or exceeds their expectations!

- 1) Forest River, Inc. dealers are independently owned and operated businesses so priority service and scheduling is at their discretion and is often provided to customers that purchased their unit at that dealership.
- 2) Purchasing locally allows customers to establish meaningful relationships with a dealer, enhancing the RV experience through assistance with product questions, user tips or RV regulations for your state or country, and much more!
- 3) Canadian customers must meet requirements to bring an RV purchased out of the country to their home. These requirements may involve additional inspections and certifications, taxes and fees. Your local Canadian Dealer is a professional at meeting these requirements.
- 4) Scheduling timely warranty repairs and adjustments through a local dealership provides far greater flexibility and convenience to you, the customer!

YOUR FLAGSTAFF DEALER



Flagstaff WARRANTY

For details on Flagstaff's complete warranty program, see your Flagstaff dealer. When it comes to backing products with the same quality and commitment it does when it begins the manufacturing process, the only name you have to remember when you're looking for a recreational vehicle is Flagstaff. Flagstaff offers the following additional limited warranties to the original purchasers. Consult written warranty for details.

1. Five-year roof warranty, 2. Twenty-five-year floor warranty, 3. Five-year frame warranty, 4. Five-year tent warranty, 5. Five-year warranty on torsion axle suspension, 6. Limited life-time warranty of lifter system, 7. One-year bumper to bumper. Ask your dealer about the available lifetime structural warranty.



Learn More
Scan this barcode using a QR Reader on your smart phone to learn more about Forest River.



A Berkshire Hathaway company.

201 West Elm Millersburg, IN 46543 www.forestriverinc.com/flagstaff 574.642.2640

All specifications contained herein are based on the latest product information at time of printing. Forest River reserves the right to make changes in colors, materials, equipment and specifications at any time without notice and assumes no responsibility for any errors in this brochure. Litho. U.S.A. FOR 0908