

COACHMEN

CLIPPER Hybrid Camping Trailers

Take it
Easy.

 Coachmen

Clipper




Coachmen
Life should be so easy.



Coachmen Clipper

Presenting the all new 2012 Coachmen Clipper Hybrid Camping Trailer. Rebuilt from the ground up in ways you can see – new aerodynamic styling for ease of towing, full width stone guard to protect your investment, and radial tires for the safety you need and desire. These are but a few of the new features you will enjoy with your new Clipper!



Features you can't live without



Sliding Storage Trunk (SST)



New E-Z Swing Galley (Classics and V-Trec)



Optional Sony® AM/FM/CD Stereo with MP3 Hook Up



Exterior Utility Shelf

◀ **NEW One-Piece Entry Door** The one-piece door features a friction lock door panel that allows finite adjustment for air and sunlight.



E-Z Swing Stepper Door




Stabilizer Jack



Optional Weber® Q® Grill



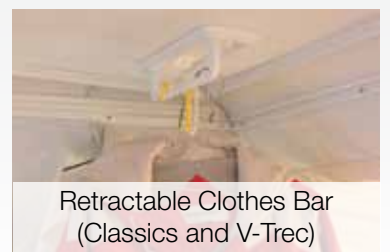
Optional Power Lift



Optional Dometic® Refrigerator



Optional Modular Cassette Potti with Electric Flush



Retractable Clothes Bar
(Classics and V-Trec)

1-1/4" Laminated Insulated Bunkend

- Double the industry standard thickness
- Solid wood, steel reinforced frame filled with 1" thick high density foam and laminated with wood panel on top and bottom
- Yields a more stable bedend vs. chipboard or spliced plywood used by other brands
- Insulation improves comfort and warmth



Optional 20M BTU Suburban® Furnace with forced air, electronic ignition and thermostat control.
Largest heating capacity of any folding camper.

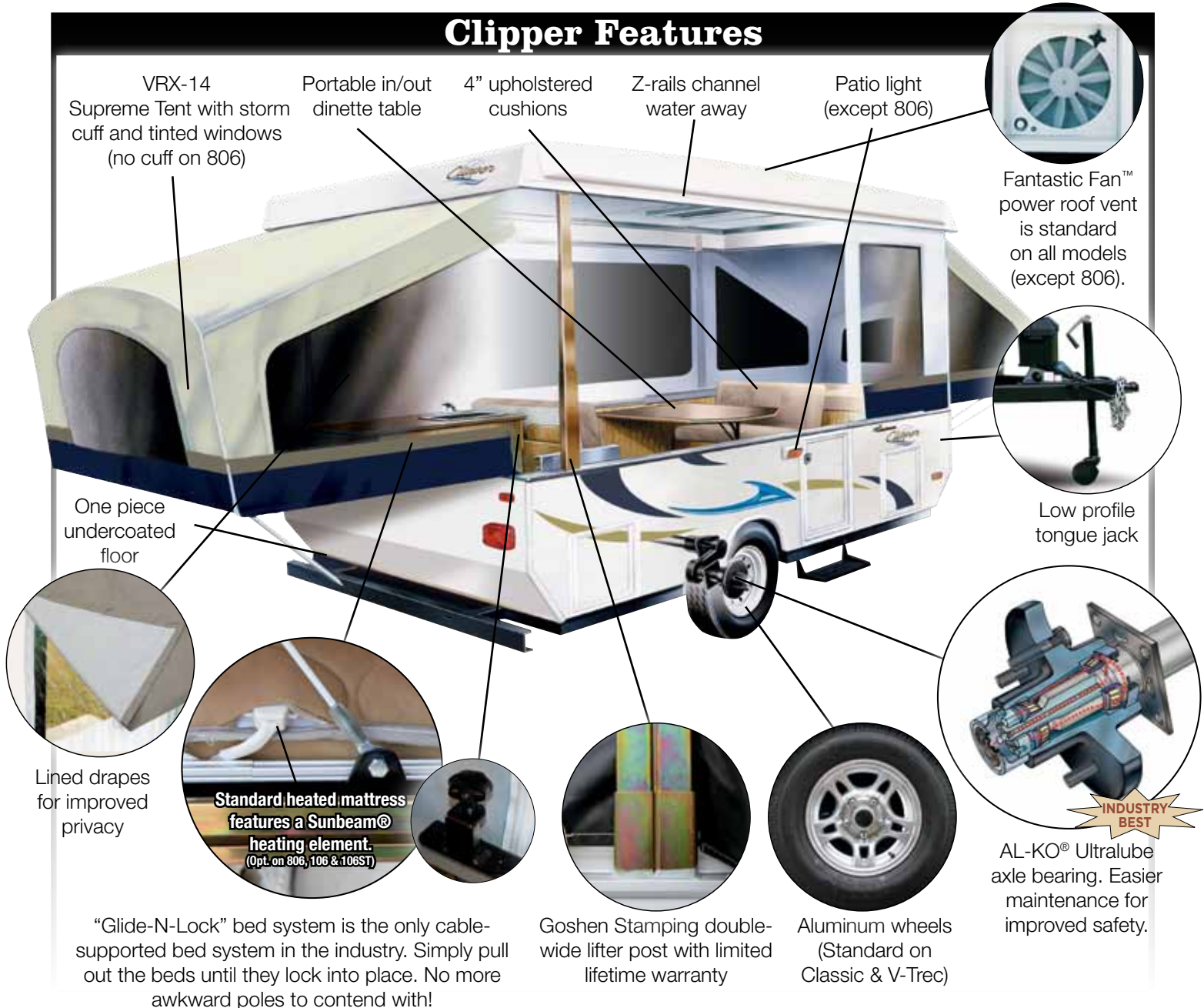
Clipper Standard



Competition



Clipper Features



The Clipper Difference.

Construction & Features Competitors Can't Match



Dura Tuff Roof

A. One Piece Seamless Skin

B. Dura Tuff Wood Protective Layer


No one else includes the extra wood layer between the top skin and internal foam that provides stiffness and reduces the probability of damage due to hail, road debris, etc.

C. Foam Roof Structure

D. Steel Reinforced Wood Frame

The roof is framed with steel supports to accept A/C on all models without extra reinforcement.

- Roof vent is placed off to the side so the A/C can be center-mounted without having to remove the vent. This design allows you to have both the vent and A/C.

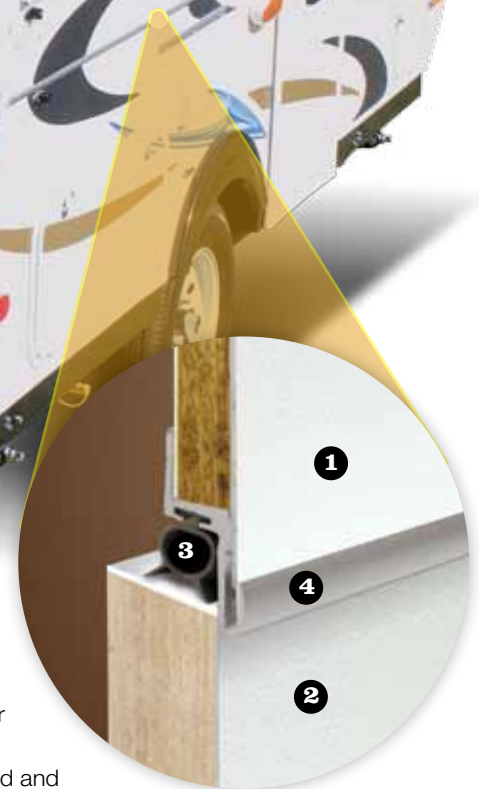


Wide Trac Suspension Better safety and stability on the road.

- Widest stance of any folding camper
- Improves towing safety and stability
- Stronger axle beams than most competitors
- Steel frame with automotive E-coat finish. E-Coat is a 12 step cleaning and finishing process that applies multiple layers of protection to fully penetrate and coat INSIDE and OUT. Powder coating used by some competitors cannot cover inside surfaces.

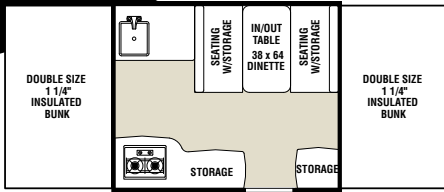
Roof Side Z-Rail Channels water away.

- Z-Rails on roof perimeter and sidewalls keep wood above water level collection points.
- Others use U channel where wood and water can come in contact at the bottom of the channel.
- Channels are kept open to allow water to run out like a gutter.
- Others attempt to seal channels to keep water out; when the seal is compromised, water will collect and cannot escape.

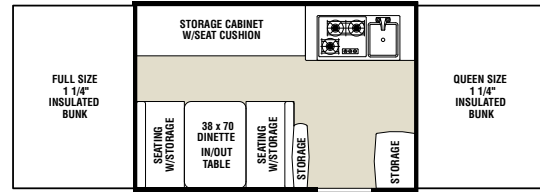


1. Roof's Outside Skin
2. Body's Outside Skin
3. Water tight Seal
4. Z-Rail channels water away from wood

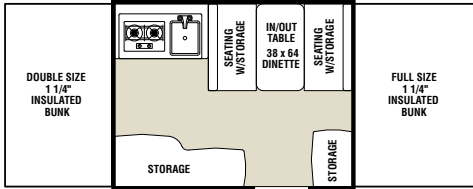
Clipper Sport



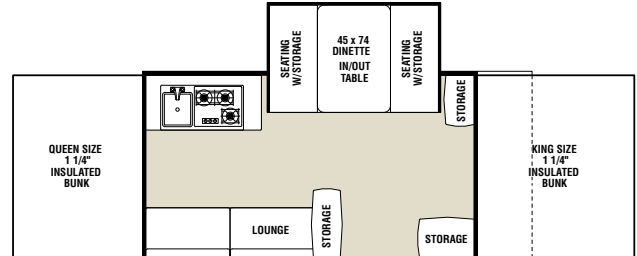
806



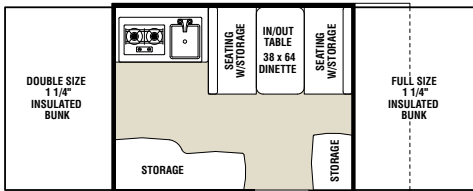
109



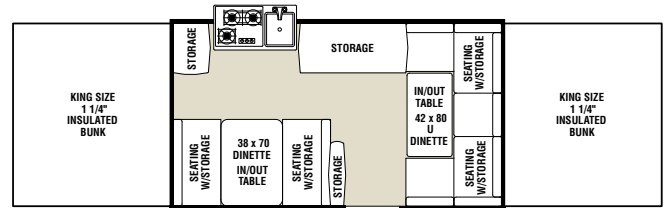
106



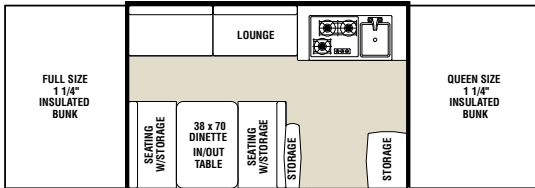
125 ST



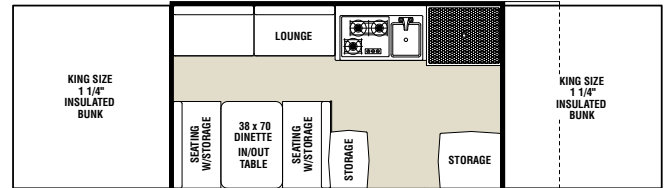
106 ST



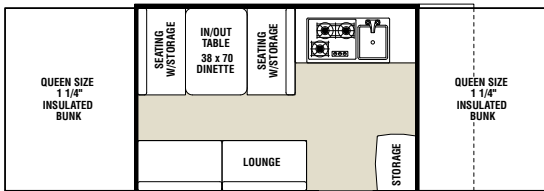
126



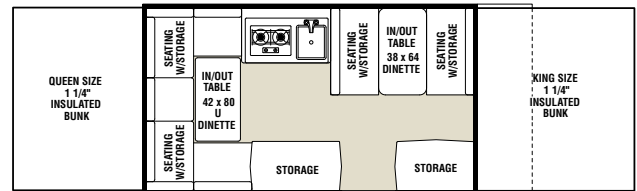
107



127 ST

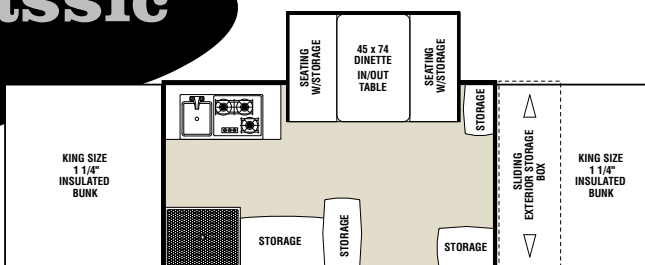


108 ST

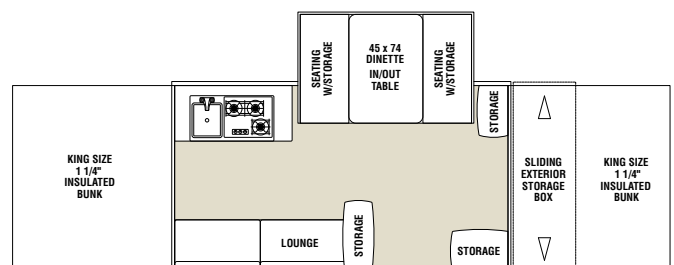


128 ST

Clipper Classic



1265 SST



1285 SST

Standard Features	SICIV			SICIV			SICIV		
CHASSIS									
Powdercoated Tubular Steel Frame									
Wide Trac AL-KO® Leaf Spring Axles									
Wide Trac AL-KO® Torsion Axles									
Radial Tires									
Aluminum Rims									
Electric Brakes (Opt. on 806)	12'								
E-Z Crank Tongue Jack									
Heavy Duty Safety Chains									
Battery Rack									
Double Wide Goshen Lift System W/ Limited Lifetime Warranty (N/A 806)									
4 Heavy Duty Easy Crank Scissor Jacks (2 on 806)									
EXTERIOR									
Laminated Aluminum Skin Walls									
Laminated Hi-Gloss Fiberglass Walls									
One Piece Undercoated Floor									
Diamond Plate Front Wall Protector (N/A 806)									
4 Layer Laminated Seamless Fiberglass Roof (806 3 Layer)									
Fantastic Fan™ Power Roof Vent (N/A 806)									
20 Cu. Ft. Front Storage Compartment (All ST Models)									
25 Cu. Ft. Patented Super Sliding Storage (1265SST, 1285SST)									
110v GFI Exterior Recept (N/A 806)									
Exterior Utility Shelf (N/A 806)									
E-Z Swing Stepper Door (N/A 806)									
E-Z Set One Piece Entry Door (N/A 806)									
Patio Light (N/A 806)									
Glide-N-Lock Cable Supported Bed System (N/A 806)									
Laminated/Insulated Bed Platforms (N/A 806)									
VRX-14 Sectionalized Tent W/Storm Cuff and Sunbrella 302 Windows (Storm Cuff N/A 806)									
INTERIOR									
Residential Grade Linoleum Flooring									
Cinnamon Pecan Cabinetry W/Hardwood Doors									
Radiused High Pressure Laminated Countertops									
E-Z Swing Galley W/Drawer									
Indoor/Outdoor Dinette Table									
Lined Privacy Drapes and Bed End Curtains									
Quilted E-Z Rest Mattresses									
Extra Thick 4" Dinette Cushions									
On Demand Kitchen Faucet W/Extra Deep Sink									
3 Burner Wedgewood Range W/Cover (2 Burner on 806, 106, 106ST)									
6 Gal. Water Heater (127ST, 1265SST, 1285SST, V-Trec)									
Bed End Light W/Fan 1									
Retractable Clothes Hanging Bar									
Ultra Comfort Heated Mattress System (Opt. on 806, 106, 106ST)									

Popular Options	SICIV			SICIV			SICIV		
Essentials Package									
✓ 3-Way Dometic® Refrigerator (1.9 Cu. Ft. Sport, 2.5 Cu. Ft. Classic)									
✓ 20,000 BTU Furnace									
✓ Awning									
✓ Spare Tire, Carrier and Cover									
Screenroom W/Privacy Flaps									
Modular Cassette Potti W/Electric Flush (N/A 806, 106, 106ST, 126)									
Hot Water Heater (N/A 806, 106, 106ST, 127ST)									
Electric Brakes (806)									
2nd LP Bottle W/Double Cover									
Single Bottle Cover									
Sony® AM/FM CD Player W/2 Interior & 2 Exterior Speakers									
Hanging Storage Cabinet									
Ultra Comfort Heated Mattress System (806, 106, 106ST)									
Power Lift									
Weber® Q® Portable Gas Grill and Stand									

S = Sport

C = Classic

V = V-Trec

■ = Available

■ = New Feature

■ = Standard Run Option

Specifications	806	106	106 ST	107	108 ST	109	125 ST	126	127 ST	128 ST	1265 SST	1285 SST
	Sport										Classic	
Interior Box Size	8'	8.5'	8.5'	10'	10'	10'	12'	12'	12'	12'	12'	12'
Travel Length	12' 2"	12' 8"	14' 10"	14' 2"	16' 4"	14' 2"	18' 5"	16' 2"	18' 3"	18' 3"	18' 5"	18' 5"
Travel Width	85"	85"	85"	85"	85"	85"	85"	85"	85"	85"	85"	85"
Travel Height	54"	56"	56"	58"	58"	58"	58"	58"	58"	58"	55"	55"
Interior Open Length	16' 11"	17' 11"	17' 11"	20' 5"	20' 9"	20' 5"	24' 5"	TBD	24' 5"	23' 5"	24' 5"	24' 5"
Interior Open Height	6' 10"	6' 10"	6' 10"	6' 10"	6' 10"	6' 10"	6' 10"	6' 10"	6' 10"	6' 10"	6' 10"	6' 10"
Sleeping Capacity	6	6	6	7	7	6	6	7	7	8	6	6
Front Sleeping Area	48 X 80	54 X 80	54 X 80	58 X 80	58 X 80	58 X 80	70 X 80	70 X 80	70 X 80	70 X 80	70 X 80	70 X 80
Rear Sleeping Area	48 X 80	48 X 80	48 X 80	54 X 80	58 X 80	54 X 80	58 X 80	70 X 80	70 X 80	58 X 80	70 X 80	70 X 80
Dinette Area	38 X 64	38 X 64	38 X 64	38 X 70	38 X 70	38 X 70	TBD	38 X 70	38 X 70	38 X 64	45 X 73	45 X 73
"U" Dinette	N/A	N/A	N/A	N/A	N/A	N/A	N/A	N/A	N/A	42 X 80	N/A	N/A
Lounge Area	N/A	N/A	N/A	80"	N/A	N/A	N/A	80"	N/A	N/A	N/A	N/A
Sofa Bed	N/A	N/A	N/A	N/A	34 X 76	N/A	TBD	N/A	34 X 70	N/A	N/A	TBD
Radial Tire Size	4.80 X 12	4.80 X 12	4.80 X 12	5.30 X 12	ST175/80D13	5.30 X 12	ST175/80D13	ST175/80D13	ST175/80D13	ST175/80D13	ST175/80D13	ST175/80D13
Tire Load Range	4 Bolt C	4 Bolt C	4 Bolt C	4 Bolt C	5 Bolt D	4 Bolt C	5 Bolt D	5 Bolt D	5 Bolt D	5 Bolt D	5 Bolt D	5 Bolt D
Hitch Weight # (approx.), (lbs./Kg)	111 / 50	116 / 53	220 / 100	200 / 91	202 / 93	200 / 91	175 / 79	243 / 110	261 / 118	244 / 111	287 / 130	282 / 128
Axle Weight # (approx.), (lbs./Kg)	1138 / 517	1338 / 607	1381 / 627	1448 / 657	1667 / 756	1448 / 657	2229 / 1011	1722 / 781	1913 / 868	1859 / 843	2408 / 1093	2403 / 1090
Dry Weight # (approx.), (lbs./Kg) **	1249 / 567	1454 / 660	1601 / 727	1648 / 748	1869 / 849	1648 / 748	2404 / 1090	1965 / 891	2174 / 986	2103 / 954	2695 / 1223	2685 / 1218
Cargo Capacity # (approx.), (lbs./Kg)	849 / 385	642 / 291	599 / 272	752 / 341	833 / 378	752 / 341	974 / 442	761 / 345	1307 / 593	1361 / 617	812 / 368	800 / 363
GVWR (lbs./Kg)	2098 / 952	2096 / 951	2200 / 999	2400 / 1089	2702 / 1227	2400 / 1089	3395 / 1540	2743 / 1244	3481 / 1579	3464 / 1571	3507 / 1591	3502 / 1588
Coupler Ball Size	2"	2"	2"	2"	2"	2"	2"	2"	2"	2"	2"	2"

* Dry Weight is the total weight of the standard unit (hitch + axle) without optional equipment and empty tanks.

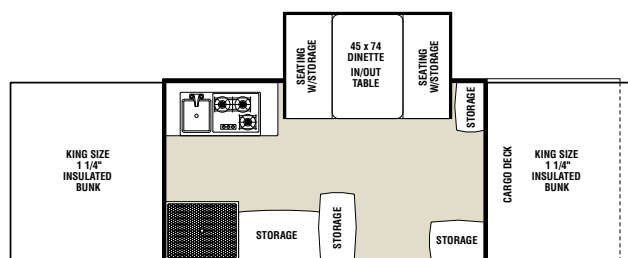
V-Trec

AT COACHMEN, we're all about easy. Our motorhomes, fifth wheels, travel trailers and folding campers are designed to be easy to use, easy to enjoy, easy to own. And our no hassle warranty keeps them that way.

Specs | Model 1265 SC

Interior Box Size	12'
Travel Length	21' 4"
Travel Width	85"
Travel Height	65"
Interior Open Length	24' 5"
Interior Open Height	6' 10"
Sleeping Capacity	6
Front Sleeping Area	70 X 80
Rear Sleeping Area	70 X 80
Dinette Area	45 X 73
"U" Dinette	N/A
Lounge Area	N/A
Sofa Bed	N/A
Radial Tire Size	LT235/75R15
Tire Load Range	5 Bolt C
Hitch Weight # (approx.), (lbs./Kg)	410/186
Axle Weight # (approx.), (lbs./Kg)	2700/1225
Dry Weight # (approx.), (lbs./Kg) **	3115/1413
Cargo Capacity # (approx.), (lbs./Kg)	1265/574
(GVWR), (lbs./Kg)	4380/1987
Coupler Ball Size	2-5/16"

**Heavier Duty
Than Other
Toy Hauler
Folding
Campers!**



1265 SC

- 5" Tube Frame
- 4000 Lb. Torsion Axle for Heavy Cargo Capacity
- Reinforced Diamond Plate Front Deck



Coachmen

**Viking
Recreational Vehicles**
A Forest River Company
580 West Burr Oak Street
P.O. Box 549
Centreville, MI 49032
269.467.6321

To see how Coachmen is making the easy life even easier, visit www.easyRVing.com or call 269.467.6321.



A Berkshire-Hathaway Company

All information contained in this brochure is believed to be accurate at the time of publication. However, during the model year, it may be necessary to make revisions and Coachmen reserves the right to make all such changes without notice, including changes in prices, colors, materials, equipment and specifications, as well as the addition of new models and the discontinuance of models shown in this brochure. Therefore, please consult with your Coachmen dealer and confirm the existence of any materials, design or specifications that are material to your purchase decision.

Easy to Use. Really.

Pete, the Coachmen mascot, symbolizes our commitment to being your best friend on the road. Like Pete, we're always there to make sure everything about your Coachmen is as easy and uncomplicated as possible, so you can escape from the hassles and worries of

everyday life and enjoy RVing. Your Coachmen will be easy to buy, easy to use and easy to own. That's our promise to you. We accomplish this in big ways through clever designs and superior support after the sale. But the real measure of being "easy" is in the countless thoughtful

touches we include throughout your new Coachmen RV. As you review this brochure please check out many of our easy touches.

Remember, no matter where the road takes you, the going is always easier with Coachmen.

Easy to Enjoy. Honest.

When you go RVing, there's one thing you should always leave behind: worry.

At Coachmen, our no hassle warranty is our commitment to you, to assure your ongoing satisfaction. This no hassle warranty means that we won't refer you back to some supplier you've never heard of. We won't bounce you back and forth between the dealership and the factory.

Also, should you ever need service or repair; it is easy to find one of the hundreds of Coachmen dealers or authorized repair centers nationwide.

We take pride in working with you to keep your RV experience as enjoyable as possible. We're with you every step of the way. Coachmen. You couldn't ask for an easier traveling companion.

Limited Warranty

- Lift System - Lifetime
- Vinyl Tent - 5 years
- Roll Out System - 5 years
- Frame - 5 years
- Roof Assembly - 5 years
- AL-KO® Ultralube Spring Axle - 1 year
- AL-KO® Ultralube Rubber Suspension Axle - 5 years
- Refrigerator - 3 years
- Plumbing System - 10/25 years
- Electronic Converter - 2 years
- Roof Exterior - 2 years



Scan this barcode using a QR Reader on your smart phone to learn more about Forest River.

Your Dealer: