



Coachmen®

# Prism

Maximize your fun. Minimize your footprint.



Prism



Prism LE

# Prism

Whether it's the Coachmen Prism or the Prism LE, it's simple, better design delivers better fuel mileage and a better RV. From California to the Carolinas, the Prism series will get you there using less fuel and in total comfort. The Prism is not only easy on the wallet it's easy on the Earth. Think about it. You do it at home, recycle what you can, use energy efficient light bulbs and high efficiency appliances, you are definitely pulling your weight. Now with the Coachmen Prism you can do it on the road, from the fuel efficient Mercedes Sprinter chassis to the 3.6kW LP generator, the Prism sets you free. With it's elegant styling and abundant features the Prism is truly in a class of it's own.




A. The Mercedes Sprinter chassis is easy on the fuel and the eyes. It also delivers the great ride and drive ability Mercedes is famous for.



B. A molded aerodynamically styled front cap reduces wind resistance and adds a polished automotive look.



C. Adzel™ Superlite substrate sidewalls are lightweight, durable and to resistant moisture. This is the next generation in RV.



D. The One Touch Power Awning is easy to open and close, it also comes with adjustable arms so you can adjust it for more shade and rain water run off.



E. The Prism's exterior speakers allow you to enjoy your favorite music while lounging beneath the full length awning.



F. Frameless tinted windows block out the sun and the heat while adding a sleek exterior look.



G. The warehouse exterior storage provides you with a ton of exterior space that is great for both long and short term stays.



Optional Sterling Silver Full Body paint

Front to back view of the P220 (Shown with Nutmeg decor)



1. Day/Night Shades- these shades provide you with complete privacy during the day, while still providing you with natural light. In the evenings they double as a black out shade.
2. Large LCD/HD televisions and DVD players- manufactured specifically for motorhome use, tested to 3G's with controls on the front in case you misplace the remote.
3. Curved cabinetry- these cabinets are beautiful and durable with plenty of space and strength for canned goods, screwed and glued with no staples to pull apart.
4. Solid surface countertops and dinette table- this light weight and durable product will not come apart over time like T-mold or self edge countertops.
5. "Dream Dinette" mechanism- makes it easy to convert your dinette into sleeping area by pushing the table straight down, no poles to remove or fuss with.
6. The skylight- lets in loads of natural light to save on daytime energy costs and comes equipped with a night shade to keep out the light as necessary.


Back to front view of the Prism 2150LE (Shown with Leather decor)

6



1. Pleated night shades- block out the light to turn in for the night, these shades also help to keep your coach cool inside on warmer days.
2. Oversize sink with high rise faucet- the contemporary look and durability of this sink with a high rise faucet makes cleaning cookware a snap.
3. Large optional LCD/HD televisions and DVD players- manufactured specifically for motorhome use, tested to 3G's with controls on the front in case you misplace the remote.
4. Coachmen's custom Thermofoil countertop and dinette table- this durable product will not come apart over time like T-mold or self edge countertops.
5. AM/FM/CD Radio with built in back up camera- this great feature keeps you aware of your surroundings and makes parking a breeze.
6. Power fan- this adjustable speed power fan keeps the air circulating when you need it.
7. Built in OTR Microwave- great for heating water for a cup of coffee and an easy way to make a quick snack.

# PrismLE



A. The Mercedes Sprinter chassis is easy on the fuel and the eyes. It also delivers the great ride and drive ability Mercedes is famous for.




B. The power entry step automatically deploys and retracts when opening or closing the door, allowing for easy entry and exit.



Composite Sidewalls Made From...  
**SuperLite**  
Greener By Design™  
SuperLite is a registered trademark of AZDEL, Inc.

C. AdzeL™ Superlite substrate sidewalls are lightweight, durable and moisture proof. This is the next generation in RV.



D. The One Touch Power Awning is easy to open and easy to close it also comes with adjustable arms so you can adjust it to fit your needs.



E. Slide room awnings protect your slides from the elements and keep them free of debris. (Off door side)



F. LP generator provides full power for tailgating or while dry camping. (Onan® LP and diesel options also available)



G. The warehouse exterior storage provides you with a ton of exterior space that is great for both long and short term stays.



Shown with optional partial paint.

# Prism



Standard Graphics

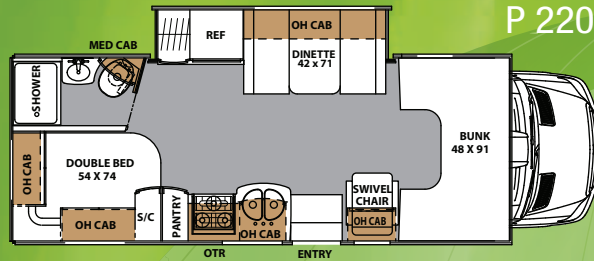


Optional Sterling Silver Full Body paint

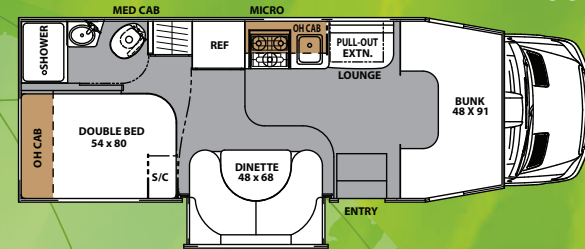


# PrismLE

(shown with optional partial paint)

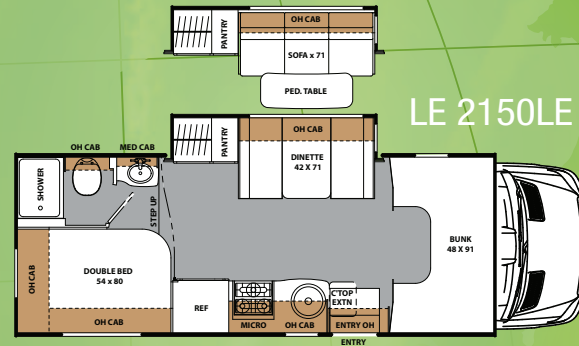


P 220

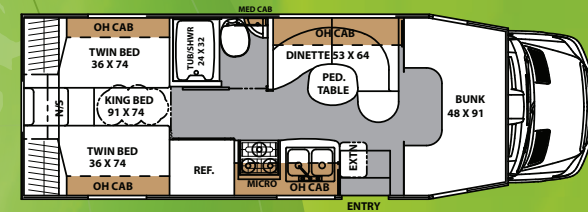


LE 2100LE

PRISM SPECIFICATIONS (ALL PRODUCTS USE MERCEDES 3500 SPRINTER CHASSIS)				
MODEL	P 220	2100LE	2150LE	2200LE
ENGINE	V6 - 3.0L	V6 - 3.0L	V6 - 3.0L	V6 - 3.0L
HORSE POWER	188	188	188	188
TORQUE	325	325	325	325
WHEEL BASE	170"	170"	170"	170"
GVWR (LBS.)	11,030	11,030	11,030	11,030
GCWR (LBS.)	15,250	15,250	15,250	15,250
UVW (APPROX. LBS.)	10,085	9,575	9,815	9,300
CCC (APPROX. LBS.)	945	1,410	1,215	1,700
GAWR FRONT (LBS.)	4,410	4,410	4,410	4,410
GAWR REAR (LBS.)	7,720	7,720	7,720	7,720
INTERIOR HEIGHT	6' 10"	6' 10"	6' 10"	6' 10"
EXTERIOR WIDTH	8' 0"	8' 0"	8' 0"	8' 0"
EXTERIOR HEIGHT (W/ A/C)	11' 3"	11' 1"	11' 1"	11' 1"
EXTERIOR LENGTH (W/ HITCH)	25' 4"	25' 4"	25' 4"	25' 4"
HITCH WEIGHT (LBS.)	3,500	3,500	3,500	3,500
FUEL CAPACITY (GAL.)	26	26	26	26
LP CAPACITY (LBS.)	85	85	85	85
FRESH WATER CAPACITY (GAL.)	30	50	50	50
WATER HEATER CAPACITY (GAL.)	6	6	6	6
BLACK TANK CAPACITY (GAL.)	22	22	28	22
GREY TANK CAPACITY (GAL.)	25	25	28	25



LE 2150LE



LE 2200LE

## PRISM INTERIOR



LEATHER



BRAZILIAN CHERRY  
HARDWOOD

# PRISM AND PRISM "LE" STANDARD FEATURES AND OPTIONAL EQUIPMENT

INTERIOR APPOINTMENTS	PRISM	PRISM LE
Vinyl Soft Touch Ceiling	STD	N/A
Hardboard Vinyl Ceiling	N/A	STD
Congoleum Flooring Throughout	STD	STD
Curved Laminated Cabinet	STD	N/A
Raised Panel Upper Cabinet Doors, Flat Panel Lowers	N/A	STD
Residential Cabinet Hinges	STD	STD
Oil Rubbed Bronze Cabinet Hardware	STD	STD
Booth "Dream Dinette"	STD	2150 ONLY
U-shape Dinette	N/A	2100 ONLY
Sectional Dinette	N/A	2200 ONLY
Barrel Chair	STD	N/A
Upgraded Dinette Décor Light	STD	N/A
Day/Night Shades Through-out	STD	N/A
Night Shades Through-out	N/A	STD
Large Skylight	STD	N/A
Entry Assist Grab Handle	STD	STD

ENTERTAINMENT EQUIPMENT	PRISM	PRISM LE
24" LCD TV and DVD Player	STD	OPT
13.5" Bedroom TV/DVD and Ext. Mount	STD	OPT
Cabover TV & Bedroom TV Prep.	N/A	STD
TV Antenna and Rotor Package	STD	STD
Pre-wired for Satellite Dish	STD	STD
Outside Cable TV Hookup	STD	STD
Exterior Wall Mounted Speakers	STD	N/A

GALLEY	PRISM	PRISM LE
Solid Surface Countertops with Molded Double Bowl Sink	STD	N/A
1-Piece Thermofoil Countertops	N/A	STD
Flip-up Countertop Extension	N/A	STD
Double Bowl Sink	N/A	2200 ONLY
Single Bowl Sink	STD	STD
Roller Bearing Metal Full Drawer Extension Guides	STD	N/A
Residential Metal Drawer Guides	N/A	STD
3 Burner Cooktop with Over The Range Convection Oven	STD	N/A
3 Burner Cooktop and Over The Range Microwave	STD	N/A
Large, Flush Mount, Double Door Refrigerator	STD	STD
3 Speed Ceiling Fan	STD	N/A

SLEEPING	PRISM	PRISM LE
Corner Full Bed 54" x 74"	220 ONLY	N/A
Corner Full Bed 54" x 80	N/A	2100, 2150
Twin Beds - 36" x 74"	N/A	2200 ONLY
Cab Over Bunk 48" x 90"	STD	STD
Bedsread & Pillow Shams	STD	N/A
Bedroom Privacy Curtain	STD	STD

AUTOMOTIVE/EXTERIOR	PRISM	PRISM LE
Touch Screen Dash Radio and Back-up Monitor	STD	STD
Reclining Pilot & Passenger Seats	STD	STD
Driver & Passenger Air Bags	STD	STD
Cruise Control	STD	STD
Tilt Steering Wheel	STD	STD
Power Windows & Locks	STD	STD
Dash Air Conditioning	STD	STD
Remote Exterior Mirrors	STD	STD
Towing Hitch w/ 7 Way Plug	STD	STD
Lower Cab Wrap Privacy Curtain	STD	STD
Fiberglass Running Boards	STD	N/A
Spare Tire	STD	STD
Stainless Steel Wheel Inserts	STD	STD
LED Exterior Taillights and Running Lights	STD	N/A
Auto Power Entrance Step	STD	STD
Fiberglass Front Cap	STD	N/A
Fiberglass Rear Bezels	STD	N/A
Fiberglass Wheel Skirts with Docking Lights	STD	N/A
Flat Glass Tinted "Frameless" Windows	STD	N/A
Radius Windows	N/A	STD
Steel Step Well with Built-in Easy Access Battery Compartment	STD	STD
Power Patio Awning	STD	STD
Slide-Out Room Awnings	STD	N/A 2200
Rear Mounted Roof Ladder	STD	OPT
Backup Camera	STD	STD
Side View Cameras	STD	N/A
Patio Security Light	STD	STD
Outside 120V Receptacle	STD	STD
Exterior Water Connections & Outside Shower Unit	STD	2150 ONLY

AUTOMOTIVE/EXTERIOR CONT.	PRISM	PRISM LE
Radius Exterior Storage Door	STD	STD
Rear Roto-Cast Warehouse Storage Compartment with Light	STD	STD
Rear Galvanized Steel Warehouse Storage Compartment	N/A	STD
Galvanized Steel Side Storage Compartments	STD	STD
Campsite Table and Rear Storage Compartment Covers	STD	N/A

SAFETY EQUIPMENT	PRISM	PRISM LE
Propane Leak Detector/ Alarm	STD	STD
Smoke Detector/ Alarm	STD	STD
Carbon Monoxide Detector/ Alarm	STD	STD
Fire Extinguisher	STD	STD
Dead Bolt Lock Entrance Door	STD	STD
Multiple Seat Belt Locations	STD	STD
Travel Easy, Roadside Assistance	STD	STD

ELECTRICAL/HEATING/AC	PRISM	PRISM LE
30 Amp Power Cord	STD	STD
55 Amp Electronic Converter	STD	STD
Dual Auxiliary Batteries	STD	OPT
Auxiliary Battery	N/A	STD
Manual Coach Battery Disconnect	STD	STD
GFI Circuit	STD	STD
20,000 BTU E.I. Ducted Furnace	STD	STD
Wall Mounted Thermostat	STD	STD
13,500 Brisk Roof Air Conditioner	STD	STD
3.4 KW Guardian LP Generator	STD	STD
"Coach Command Center" Monitor Panel	STD	STD

BATH AND PLUMBING	PRISM	PRISM LE
Foot Flush Toilet	STD	STD
Molded Fiberglass Lavatory Sink	STD	N/A
Lavatory Sink	N/A	STD
Medicine Cabinet	STD	STD
Power Bath Vent	STD	STD
Clear Acrylic Shower Door	STD	STD
Skylight Over Shower	STD	STD
6 Gallon Gas/Electric E.I. Water Heater	STD	N/A
6 Gallon Gas E.I. Water Heater	N/A	STD
Demand Water Pump	STD	STD

BATH AND PLUMBING CONT.	PRISM	PRISM LE
Swing Tube Termination System	STD	N/A
Black Tank Flush System	STD	N/A
Heated Holding Tanks	STD	OPT

OPTIONAL EQUIPMENT	PRISM	PRISM LE
Jackknife Sofa with Pedestal Table	STD	2150 ONLY
Front Ent. Center 32" TV with Coach Entertainment System	STD	2150 ONLY
Front Swing-out 24" LCD TV with DVD Player	N/A	OPT
Front Bunk Child Safety Net and Ladder	OPT	OPT
3.6 KW Onan LP Generator	OPT	OPT
3.2 KW Onan Diesel Generator	OPT	OPT
Dual Pane Windows	OPT	OPT
Campin' Cozy Winter Package: Dual Pane Windows, Heated Holding Tanks	N/A	OPT



The innovative design of the Coachmen PRISM allows for use of the toilet area while travelling.



# FREE ONE YEAR MEMBERSHIP

## Big benefits for new owners

Coachmen is proud to sponsor the largest manufacturer sponsored camping club in North America ... Coachmen Owners' Association (COA). COA provides you a world of ways to enjoy your RV. This is FUN ON OVERDRIVE and provides: Free Trip Routing, Exciting Tours & Rallies, Free Campground Directory, Local/State Club Activities, Easy RVing Magazine Free, Theme Park Discounts, Fuel Discounts, Free onebigplanet® Memberships with discounts at 180,000 merchants and Much More! Every new Coachmen RV buyer is eligible for a 1 Year **FREE** membership in the Coachmen Owners' Association. It all adds up to an easy ownership experience!

## Travel Easy™ Roadside Assistance

RVing is easier with Coachmen's Travel Easy™ Roadside Assistance provided



**FREE** the first year of ownership to those who purchase a New Coachmen RV. Administered by Coach-Net, this service provides you with 24/7 operational, technical and emergency road service coverage. Also included is towing, fuel delivery, jump starts, lockout service, tire changes, mobile mechanic and unlimited technical assistance. Anywhere. Anytime. Travel Easy™ is the security of knowing that help is an easy phone call away.



**Coachmen**  
Recreational Vehicles

Coachmen RV  
Catalina Division  
423 N. Main St./P.O. Box 30  
Middlebury, IN 46540



**Forest River, Inc. encourages our customers to purchase their Forest River products from a local dealership whenever possible for the following reasons:**

- 1) Forest River, Inc. dealers are independently owned and operated businesses so priority service and scheduling is at their discretion and is often provided to customers that purchased their unit at that dealership.
- 2) Purchasing locally allows customers to establish meaningful relationships with a dealer, enhancing the RV experience through assistance with product questions, user tips or RV regulations for your state or country, and much more!
- 3) Canadian customers must meet requirements to bring an RV purchased out of the country to their home. These requirements may involve additional inspections and certifications, taxes and fees. Your local Canadian Dealer is a professional at meeting these requirements.
- 4) Scheduling timely warranty repairs and adjustments through a local dealership provides far greater flexibility and convenience to you, the customer!

It is the goal of Forest River, Inc. that all of our RV owners fully enjoy the RV experience and that customer satisfaction meets or exceeds their expectations!



**To learn more about Coachmen RV and our products and see how Coachmen is making the easy life easier, visit [www.coachmenrv.com](http://www.coachmenrv.com)**

All information contained in this brochure is believed to be accurate at the time of publication. However, during the model year, it may be necessary to make revisions and Coachmen reserves the right to make all such changes without notice, including prices, colors, materials, equipment and specifications as well as the addition of new models and the discontinuance of models shown in this brochure. Therefore, please consult with your Coachmen dealer and confirm the existence of any materials, design or specifications that are material to your purchase decision.



Your PRISM Dealer



### Learn More

Scan this barcode using a QR Reader on your smart phone to learn more about Forest River.



A Berkshire Hathaway company.

© Copyright 2011 Coachmen RV, a Division of Forest River Inc., A Berkshire Hathaway company. All Rights Reserved