

GREY WOLF

BY FOREST RIVER

GREY WOLF

BY FOREST RIVER





(Below) The deep slide out room of the Grey Wolf 26 RB creates an openness that allows comfortable seating and meal preparation. The enlightening skylight above the sofa ushers in the sunlight to brighten the surroundings



26RB in Leaf Sand

(Above) The Grey Wolf by Cherokee is engineered with impeccable quality, distinctive features, superior comfort and remarkable affordability. Grey Wolf offers our customers a chance to escape the ordinary and relax, to enjoy family and friends and to see nature in all its beauty and wonder. These special life moments are the reasons we take such pride in all we do.



(Below) Designed to accommodate every camping enthusiast needs, the Grey Wolf has it all. By offering you the best floor plans and features, the Grey Wolf can make your dreams a reality. Easy and light enough for your vehicle to tow, Grey Wolf makes life a little bit easier.



28BH in Earth Tan

Spaciously laid out, the Grey Wolf has the room for entertaining and relaxing, all while enjoying the residential amenities you have come to expect from us.



GREY WOLF INTERIOR FEATURES



A



B



C



D



E



F



G

A. Our bedrooms are restful retreats that features nightstands, large wardrobe closets, 3 large storage cabinets over the bed and reading light for your evening comfort.

B. Grey Wolf's large, over-sized U-shaped dinettes are perfect for large groups who want to enjoy a meal or who want to play cards or games. The removable dinette table can be taken outside or left inside. The slider legs can be folded down to make into an extra sleeping area.

C. The slide out sunroom offers abundant light even on the cloudiest of days. Equipped with a shade, you can close them if you desire.

D. The stylish radius cabinets offers a residential look when paired with our beautiful Cherry cabinets.

E. The huge pullout drawer located at the bottom of the entertainment center is an excellent place to store blankets, games or linens.

F. Our smooth roller glide drawers fully extend and are 16" in depth to accommodate any silverware or storage needs and provides easy access

G. The unique design of the Grey Wolf bunks allow for a pull out drawer for additional storage below the bunk areas.

GREY WOLF EXTERIOR FEATURES



H. Our high- rise double step with skid pads allows for a safe and easy entry into the Grey Wolf.

I. Our outside bar and grill area is a great place for entertaining. It is equipped with a refrigerator, large sink with a high rise faucet, a sliding grill cook top, abundant countertop space and several storage locations to make your outdoor activities an enjoyable one.

J. Grey Wolf installs 2 exterior speakers to give you excellent sound quality while you enjoy the outdoors.

K. Our Optional Toy Lock offers a convenient way to secure bicycles, ATVs, grills or other valuables while camping.

L. Grey Wolf's optional keyless entry is another security feature to give you peace of mind while camping.

M. The optional digital leveling system features 2 no hassle indicators to make sure your trailer is level front to back and side to side.




(Right and Above) The graphics on the Grey Wolf are very attractive and are an eye catcher, while the lower diamond plate helps prevent stone chips.



26BH in Ryker Brown

One step into the Grey Wolf, you will notice all of the stylish details and designs. Arched dinette cushions and valances show a soft and elegant look. The over-sized dinette window offers you tremendous views and the security of being able to keep children in sight. These features are just a few reasons why Grey Wolf stands above the rest





(Right) A separate locking entry door accessing the bathroom from the outside helps keep unwanted dirt from being tracked through the unit.



27BHKS in Ryker Brown

The airy feeling of the 27 BHKS is attributed to it's unique layout. The large dinette on the door side allows for an incredible amount of room for dining.



29BH in Ryker Brown, shown with optional outside bar and grill The many bunk-house models of Grey Wolf provide different living options for families as well as couples. As seen here, our optional outdoor bar and grill is available on most bunk house models to provide a fun and exciting way of dining out in the fresh air.



Our optional heated mattress with dual controls, provide immediate warmth as you turn in on a cool spring or fall evening.



GREY WOLF FABRICS

Ryker Brown



Earth Tan



Leaf Sand



Golden Espresso



Linoleum Floor

Cabinetry



Wall Panels

GREY WOLF STANDARDS + OPTIONS

WINDOWS

- Mini Blinds on All Windows
- Hard window valances with lambrequins
- Radius Windows
- Safety Glass Windows

BEDROOM

- Bedspreads
- Wardrobe Closets
- Dual Bulb Reading Lights
- Three, Large Overhead Cabinet Storage
- Night Stands Each Side of Bed

KITCHEN / LIVING

- High Rise Faucet
- Self Edged Counter Tops and Tabletops
- Large Storage Doors
- Full Extension Roller Glide Drawers
- Monitor Panel
- Double Door Refrigerator
- Large Storage Drawer under Cooktop
- Toe Kicks at Cabinet bases

SLIDE OUT

- Skylights Over Dinette with Shade (Selected Floorplans)
- 40" Dinette (Selected Floorplans)
- One Piece Slide Out Side Walls

- U- Shaped Dinette with Removable Table on All Bunkhouse Models (Selected Floorplans)
- Decorative Cherry Paneling on all Slide Out End Walls

CABINETS

- Cherry Stained Cabinets
- Large Overhead Cabinets
- High Grade Cabinet Handles
- Rounded Styled Cabinets

BATHROOM

- Acrylic Bath Sinks (Large)
- Shower Curtain
- Linoleum in Bath Area
- Double Framed Tub Bases
- Large, Mirrored, Medicine Cabinet

APPLIANCES

- High Output Cook Top
- Carousel High Output Microwave
- Digital TV Antenna with Power Booster
- 13.5 Air Conditioner
- Water Heater By Pass
- AM/FM/CD/DVD Stereo with iPod Hookup.
- LCD Bracket and TV Ready
- Six Gallon Turbo Water Heater

EXTERIOR

- Radius Luggage Doors
- 20 lb. LP Bottles w/Cover (TT)
- Awning Drip Rail and Down Spouts
- Patio Awning
- Large Radius Storage Compartments
- One Piece Rubber Roof
- Upgrade Graphics
- Two- Toned Exterior Metal
- Champagne Rear Metal
- Outside Stereo Speakers
- Radius Entry Door
- Cable Hook up
- Outside Outlet
- Radius, Double Drop Step
- Aerodynamic Radius Front Profile
- Front Diamond Plate Stone Guard

CONSTRUCTION FEATURES

- 3/8" Walkable Roof Decking
- Radius Truss Roof Rafters
- 5/8" Tongue and Groove Plywood Floor
- 2" x 3" Floor Joists
- Powder Coated, Rust Resistant Frame
- R7 Fiberglass Insulation
- Linoleum Front to Back
- Roto Cast (Seamless) Holding Tanks

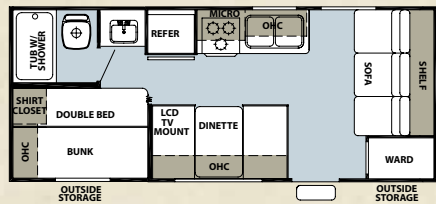
- 12" on Average Side Wall Stud
- Galvanized Steel High Wind Bands

OPTIONS

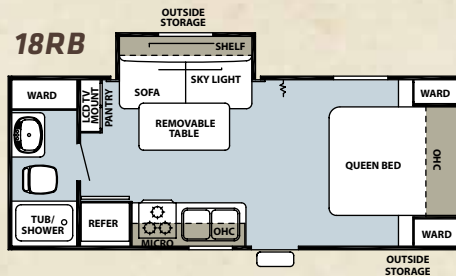
- Stabilizing Jacks (Std. On Slides)
- Spare Tire w/Carrier and Cover
- 6 Gallon Gas/Electric DSI Turbo Water Heater
- Skylight Over Tub
- High Output Oven
- Scare Light
- LCD Flat Screen Television Set
- Gel Coated Sidewalls
- Ducted Air Conditioning (Available 22' and Over)
- 30 # LP Bottles
- Heavy Duty Plank Wood Linoleum
- Pull out Kitchen Faucet
- Outside Bar and Grill (26BH, 28BH, 28BHG, 28BHKS Only)
- Outside Shower
- Water Filtration System

GREY WOLF TRAVEL TRAILER FLOORPLANS

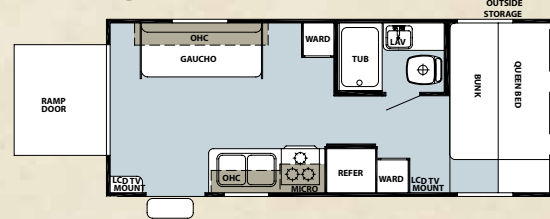
17BH



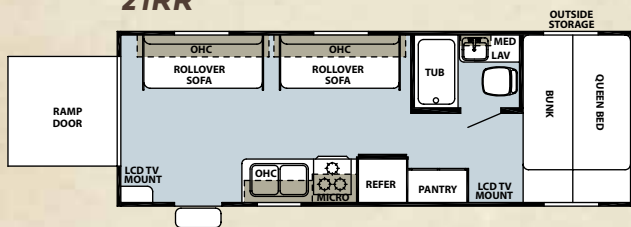
18RB



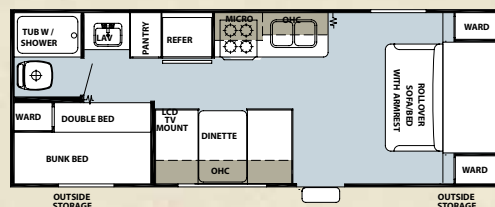
19RR



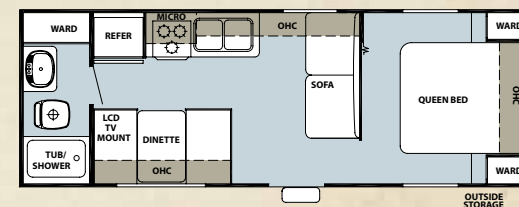
21RR



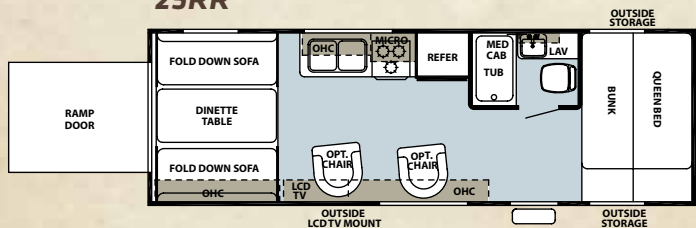
22BH



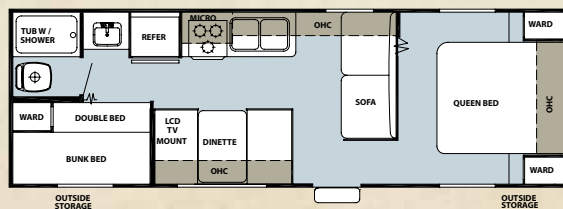
25RB



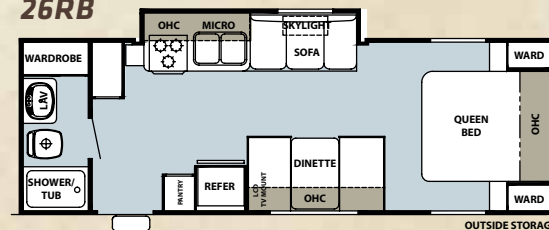
25RR



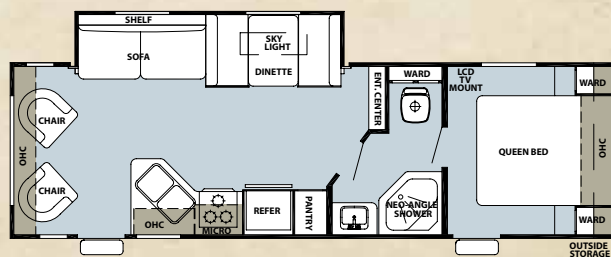
26BH



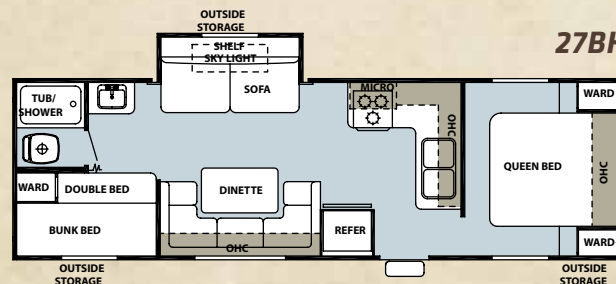
26RB

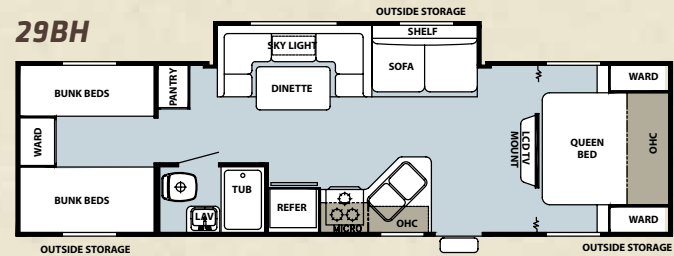
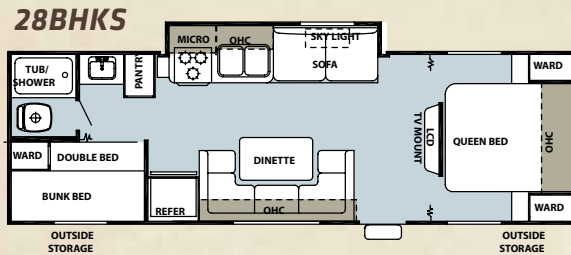
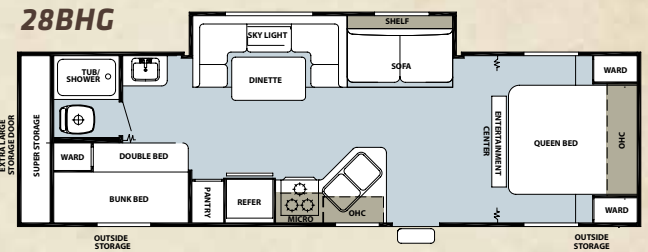
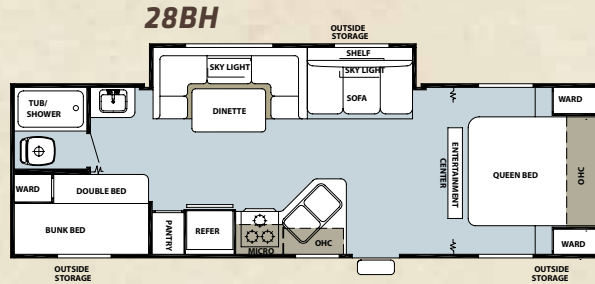
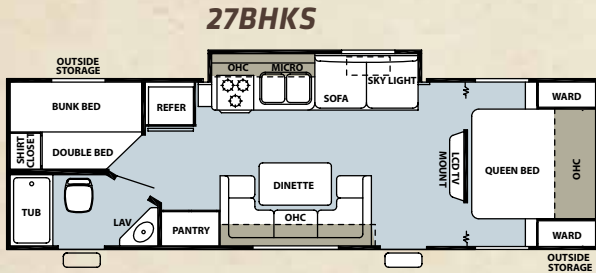


26RL



27BH





	27BHKS	28BH	28BHG	28BHKS	29BH
DRY HITCH WEIGHT	522 lbs	467 lbs	574 lbs	693 lbs	547 lbs
UNLOADED VEHICLE WEIGHT	3700 lbs	4254 lbs	4142 lbs	4337 lbs	4181 lbs
AXLE WEIGHT	3178 lbs	3787 lbs	3568 lbs	3644 lbs	3799 lbs
SHIP WEIGHT	3700 lbs	4254 lbs	4142 lbs	4337 lbs	4181 lbs
GVWR W/BRAKES	7522 lbs	7467 lbs	7574 lbs	7693 lbs	7566 lbs
CARGO CARRYING CAPACITY	3822 lbs	3213 lbs	3432 lbs	3318 lbs	3385 lbs
EXTERIOR LENGTH	22'2"	24'8"	23'11"	27'	25'11"
EXTERIOR HEIGHT W/ AC	10'5"	10'5"	10'5"	10'6"	10'5"
EXTERIOR WIDTH	97"	97"	97"	96"	97"
BEDROOM INTERIOR HEIGHT	78"	78"	78"	NA	78"
FURNACE BTU	20 BTU	20 BTU	20 BTU	20,000	20 BTU
GREY CAPACITY	41 Gal	41 Gal	31 Gal	41-gal	41 Gal
BLACK CAPACITY	31 Gal	31 Gal	31 Gal	31-gal	31 Gal
FRESH CAPACITY	50 Gal	50 Gal	50 Gal	50 Gal	50 Gal
SOFA SIZE	68"	68"	68"	76"	N/A
AWNING SIZE	15'	15'	15'	15'	13'



Forest River, Inc. encourages our customers to purchase their Forest River products from a local dealership whenever possible for the following reasons:

It is the goal of Forest River, Inc. that all of our RV owners fully enjoy the RV experience and that customer satisfaction meets or exceeds their expectations!

- 1) Forest River, Inc. dealers are independently owned and operated businesses so priority service and scheduling is at their discretion and is often provided to customers that purchased their unit at that dealership.
- 2) Purchasing locally allows customers to establish meaningful relationships with a dealer, enhancing the RV experience through assistance with product questions, user tips or RV regulations for your state or country, and much more!
- 3) Canadian customers must meet requirements to bring an RV purchased out of the country to their home. These requirements may involve additional inspections and certifications, taxes and fees. Your local Canadian Dealer is a professional at meeting these requirements.
- 4) Scheduling timely warranty repairs and adjustments through a local dealership provides far greater flexibility and convenience to you, the customer!



PRE-DELIVERY INSPECTION FACILITY

20,000 square feet of quality assurance. The bare essentials for a premium product. This state-of-the-art facility gives immediate daily feedback to production for quality assurance in every unit built.



Learn More
Scan this barcode using a QR Reader on your smart phone to learn more about Forest River.



A Berkshire Hathaway company.

All illustrations and specifications contained in this literature are based on the latest product information at time of publication. Forest River reserves the right to make changes in prices, colors, materials, equipment and specifications at anytime without notice and assumes no responsibility for any error in this literature. All units are shipped F.O.B. Goshen, Indiana.

CONSULT YOUR LOCAL DEALER FOR WARRANTY INFORMATION. LITHO: U.S.A. FOR 0853



YOUR GREY WOLF DEALER