

ULTRA-LIGHT TRAVEL TRAILERS

Apex™

By Coachmen

ULTRA-LIGHT TRAVEL TRAILERS



Apex
By Coachmen



Coachmen

A division of Forest River, Inc.

Apex[™]

by Coachmen

Spacious and versatile, Apex Select Series - 235BHS features a three-way convertible dinette. Choose the comfortable, U-shaped configuration, shown below or a standard booth (right) or a sleeping area (inset). Shown with Sandstone decor.





**APEX – LIGHT AND EASY...
PERFECT FOR SMALLER
TOW VEHICLES**

Pack up, back up, hitch up and go. Apex Ultra-Light travel trailers are perfect for smaller tow vehicles and optimum fuel efficiency.

Designed with fully laminated, aluminum framed walls, floor and roof, Apex travel trailers and hybrid expandables are amazingly lightweight and durable. AZDEL vacuum bonded composite panel construction is 50% lighter and provides better insulation than heavier wooden framed trailers.



Apex Select Series - 235BHS dinette shown as sleeping area.



All Apex floorplans have fresh, well-lit, interiors appointed with contemporary fabrics and flooring. Apex Select Series - 235BHS shown with standard dinette configuration.

Apex is ultra lightweight and can be easily towed by today's half-ton trucks and SUVs. Most models weigh between 3,000 and 5,000 lbs.



ULTRA-LIGHT TRAVEL TRAILERS



The Standard Series 278RLS lets you enjoy all the conveniences of home, with a comfortable full queen bed, an oversized dinette, a large neo-angle shower and abundant storage. Sit back and relax in your easy chair, and enjoy the simple life...as if you never left home. Life should be so easy. (Java decor shown above.)

ULTRA-LIGHT TRAVEL TRAILERS

Apex
by Coachmen



APEX IS LIGHT ON THE ENVIRONMENT

APEX is TRA gold level rated. As a certified green RV, APEX utilizes effective production techniques in combination with healthy materials, plus efficient usage of energy and water to produce a high quality RV with less environmental impact.



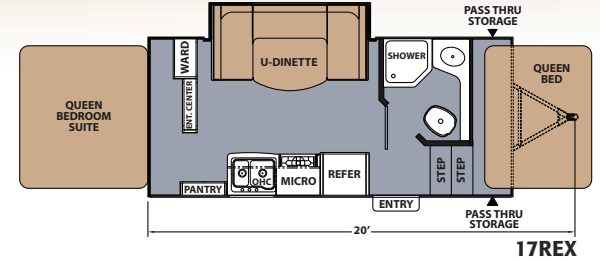
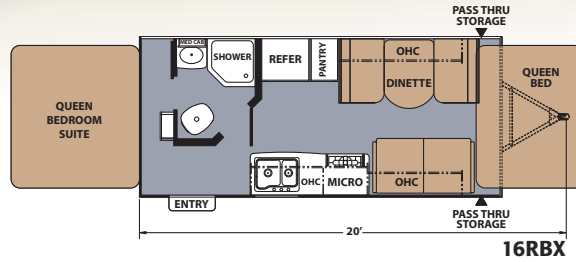
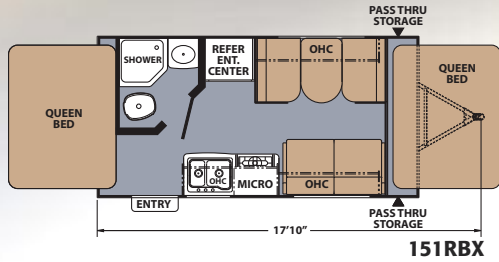
Enjoy the comforts of a spacious bathroom in the Select Series 214RB that features a large neo-angle shower, glass shower door, skylight, foot flush toilet, mirrored medicine cabinet, towel closet, and an additional wardrobe closet. Added space without the added weight.



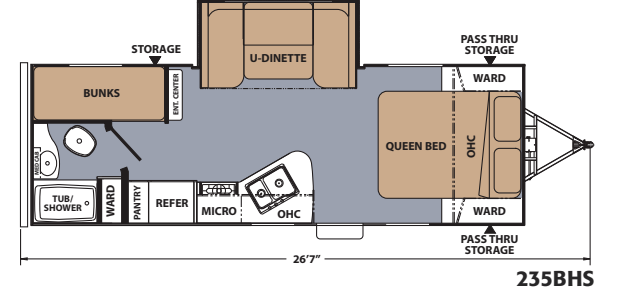
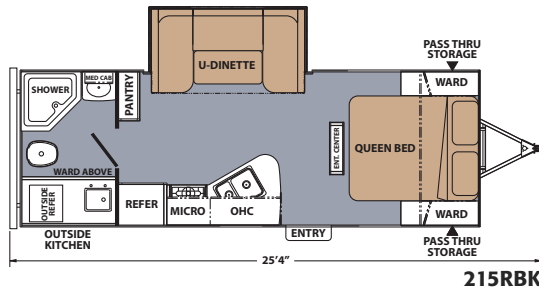
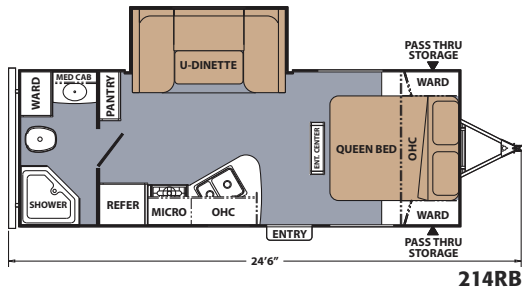
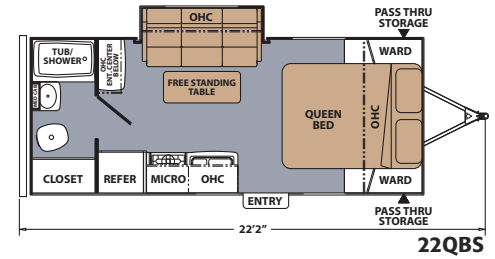
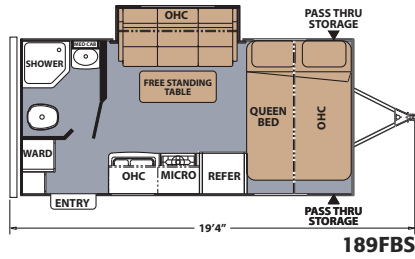
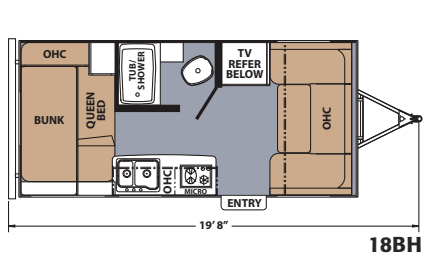
Our exclusive queen bedroom suite offers versatility and functionality not found on traditional hybrid designs. Enjoy the comforts of this full walk-in design with a walk-around master bed, an entertainment room for the kids, or just simply relax in a screened-in patio room. The queen bedroom suite is featured on our 16RBX (pictured above) and 17REX models. (Sycamore decor)

Apex Select Series

EXPANDABLES



7.5' MODELS



	SELECT SERIES (7.5' WIDE MODELS)						STANDARD SERIES (8' WIDE MODELS)						EXPANDABLE MODELS		
	18BH	189FBS	22QBS	214RB	215RBK	235BHS	218RB	238BH	248RBS	258RKS	278RLS	288BHS	151RBX	16RBX	17REX
Base Weight	2865	3293	3608	4111	4325	4277	3678	•3850	4305	4571	4777	4845	2980	3352	3776
Hitch Weight	342	354	482	461	446	542	486	•460	539	620	681	288	399	368	459
Carrying Capacity	975	1707	2392	1889	2175	2223	2322	•3150	2195	1929	2223	2155	910	2648	2224
Gross Vehicle Weight	3840	5000	6000	6000	6500	6500	6000	TBD	6500	6500	7000	7000	3890	6000	6000
Exterior Length	19'8"	19'4"	22'5"	24'6"	25'4"	26'7"	24'7"	27'2"	28'1"	28'6"	30'5"	30'10"	17'10"	20'	20'
Exterior Height + 14" AC	8'6"	8'6"	8'6"	8'6"	8'6"	8'6"	8'6"	8'6"	8'6"	8'6"	8'6"	8'6"	8'6"	8'6"	8'6"
Fresh Water	30 GAL	30 GAL	30 GAL	30 GAL	30 GAL	30 GAL	30 GAL	30 GAL	30 GAL	30 GAL	30 GAL	30 GAL	30 GAL	30 GAL	30 GAL
Gray Water	30 GAL	30 GAL	30 GAL	30 GAL	30 GAL	30 GAL	30 GAL	30 GAL	30 GAL	30 GAL	30 GAL	30 GAL	30 GAL	30 GAL	30 GAL
Waste Water	30 GAL	30 GAL	30 GAL	30 GAL	30 GAL	30 GAL	30 GAL	30 GAL	30 GAL	30 GAL	30 GAL	30 GAL	30 GAL	30 GAL	30 GAL

•Estimated weights

Standard Features

INTERIOR AND DÉCOR:

- Glazed Maple cabinetry
- Overhead bedroom cabinets
- Sealed edge countertops
- Armstrong® Bridgeway floor coverings
- Mini-blinds – throughout
- Pedestal dinette table
- 36" or 43" Booth, U-dinette (Floorplan specific)
- Jackknife sofa
- Hardwood mortise & tenon cabinet door frames
- Stile & rail cabinet front construction
- LP leak alarm
- Fire extinguisher
- Smoke alarm
- Carbon monoxide detector

ELECTRICAL/HEATING/AC:

- Furnace – forced air/ducts per floorplan
- 55 Amp power center
- 35 Amp power center – 151RBX, 18BH
- Outside receptacle GFI
- Patio light
- Cable TV hookup
- TV antenna
- AM/FM/CD player
- 2 Outside speakers

- Ducted A/C 248RBS & above
- Detachable power cord

GALLEY:

- Microwave
- 3 Burner cooktop w/oven (N/A 18BH)
- Double door refrigerator (N/A 18BH, 151RBX)
- Power/lighted range hood
- Black appliances
- Monitor Panel
- Oil rubbed bronze hardware
- Stonecast double bowl sink

BATH AND WATER:

- Power bath vent
- 6 Gal. Gas/Elec. DSI hot water heater
- Water heater bypass valve
- Demand water pump
- Decorative bath hardware
- Medicine cabinet
- Below floor low point drains
- Foot flush toilet
- Designer tub surround
- Glass shower door – 34" neo-angle showers

SLEEPING:

- Color coordinated comforter
- Evergreen sleep mattress

EXTERIOR/CONSTRUCTION:

- 13.5 Roof A/C
- Manual awning
- Spare tire kit w/spare tire
- 4 Stabilizer jacks
- Double 20# LP tanks
- Rubber roof
- Roof insulation – R-11
- Vacuum bonded laminated sidewalls
- Azdel composite exterior fiberglass
- Aluminum framed fully insulated sidewalls
- Radius laminated roof
- Gutter rail
- Dead bolt lock
- Tinted safety glass radius windows
- Radius entrance door
- Radius thumb latch baggage doors
- I-beam chassis construction
- Corrosion resistant powder coated frame
- Break away switch
- Schwintek slide room system
- Pass-thru storage
- Double entry step
- EZ lube axles
- Nitro filled radial tires
- Laminated aluminum framed floor

Optional Features

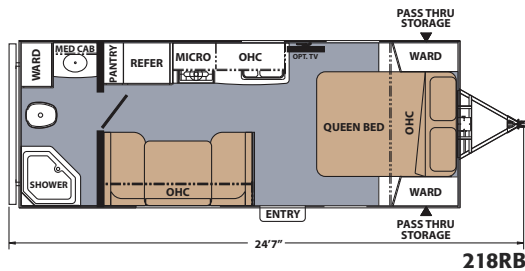
■ APEX ELITE PACKAGE:

- Hard valances & night shades in living areas
- Kitchen border
- Deluxe graphics
- Aluminum wheels
- Ground effects – Metal skirting & ABS fender skirts (N/A 18BH & 151RBX)
- Slam latch door at pass thru
- Stone guard
- Outside shower
- AM/FM/CD/DVD stereo with 19" LCD TV

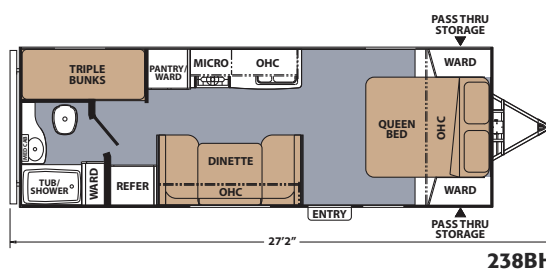
ADDITIONAL OPTIONS:

- Deluxe Electric Awning ipo Standard
- Frameless dark tint windows
- Thermo package – Electric heat pad holding tanks

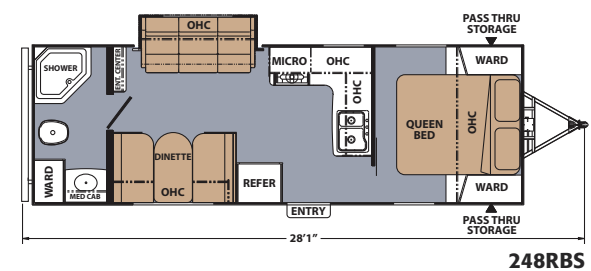
Apex Standard Series



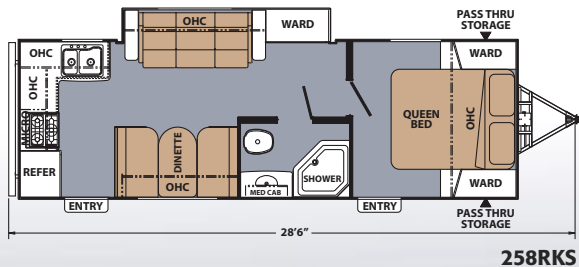
218RB



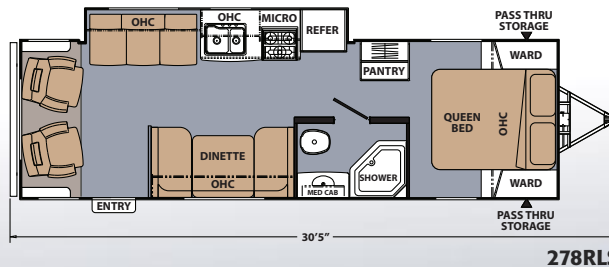
238BH



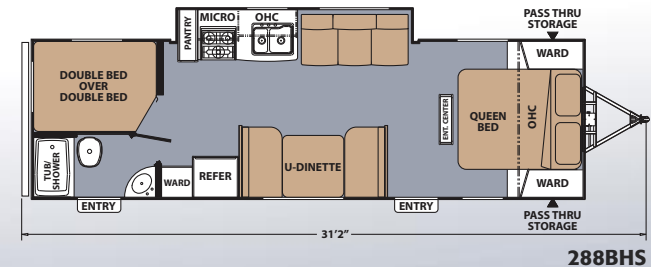
248RBS



258RKS



278RLS



288BHS



ULTRA-LIGHT TRAVEL TRAILERS



**TRAVEL EASY™
ROADSIDE
ASSISTANCE**
RVing is easier with
Coachmen's Travel Easy™

Roadside Assistance provided FREE the first year of ownership to those who purchase a New Coachmen RV. Administered by Coach-Net, this service provides you with 24/7 operational, technical and emergency road service coverage. Also included is towing, fuel delivery, jump starts, lockout service, tire changes, mobile mechanic and unlimited technical assistance. Anywhere. Anytime. Travel Easy™ is the security of knowing that help is an easy phone call away.



**BIG BENEFITS
FOR NEW OWNERS**
FREE One Year
Membership – Coachmen
Owners Association!

Coachmen is proud to sponsor the largest manufacturer sponsored camping club in North America...Coachmen Owners' Association (COA). COA provides you a world of ways to enjoy your RV. This is FUN ON OVERDRIVE and provides: Free Trip Routing, Exciting Tours & Rallies, Free Campground Directory, Local/State Club Activities, Easy RVing Magazine Free, Theme Park Discounts, Fuel Discounts, Free onebigplanet® Memberships with discounts at 180,000 merchants and Much More! Every new Coachmen RV buyer is eligible for a 1 Year FREE membership in the Coachmen Owners' Association. It all adds up to an easy ownership experience!



423 N. Main Street ■ P.O. Box 30 ■ Middlebury, IN 46540
To learn more about Coachmen RV and our products
and see how Coachmen is making the easy life easier,
visit www.coachmenrv.com



**Forest River, Inc. encourages
our customers to purchase
their Forest River products
from a local dealership
whenever possible for the
following reasons:**

- 1) Forest River, Inc. dealers are independently owned and operated businesses so priority service and scheduling is at their discretion and is often provided to customers that purchased their unit at that dealership.
- 2) Purchasing locally allows customers to establish meaningful relationships with a dealer, enhancing the RV experience through assistance with product questions, user tips or RV regulations for your state or country, and much more!
- 3) Canadian customers must meet requirements to bring an RV purchased out of the country to their home. These requirements may involve additional inspections and certifications, taxes and fees. Your local Canadian Dealer is a professional at meeting these requirements.
- 4) Scheduling timely warranty repairs and adjustments through a local dealership provides far greater flexibility and convenience to you, the customer!

It is the goal of Forest River, Inc. that all of our RV owners fully enjoy the RV experience and that customer satisfaction meets or exceeds their expectations!

All information contained in this brochure is believed to be accurate at the time of publication. However, during the model year, it may be necessary to make revisions and Coachmen reserves the right to make all such changes without notice, including prices, colors, materials, equipment and specifications as well as the addition of new models and the discontinuance of models shown in this brochure. Therefore, please consult with your Coachmen dealer and confirm the existence of any materials, design or specifications that are material to your purchase decision.
©Copyright 2011. Coachmen RV a Division of Forest River Inc – All Rights Reserved. Printed 11/2011, 30M



Learn More
Scan this barcode using
a QR Reader on your
smart phone to learn
more about Forest River.



A Berkshire Hathaway company.

Your Apex Dealer