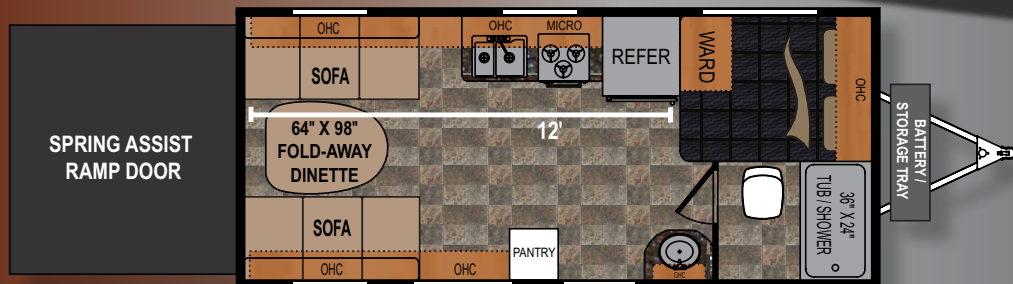


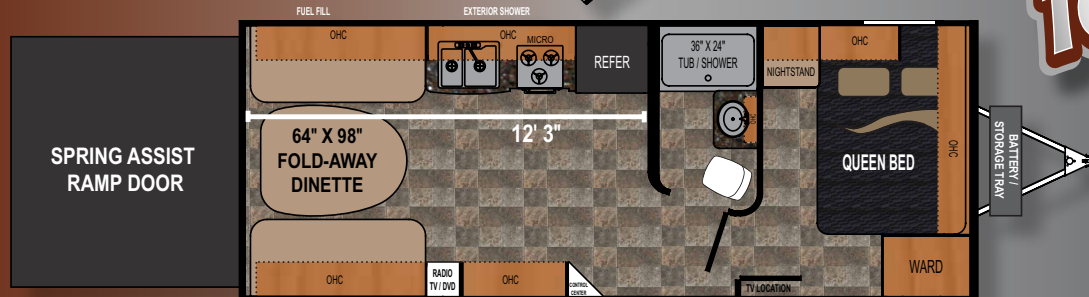
RUBICON



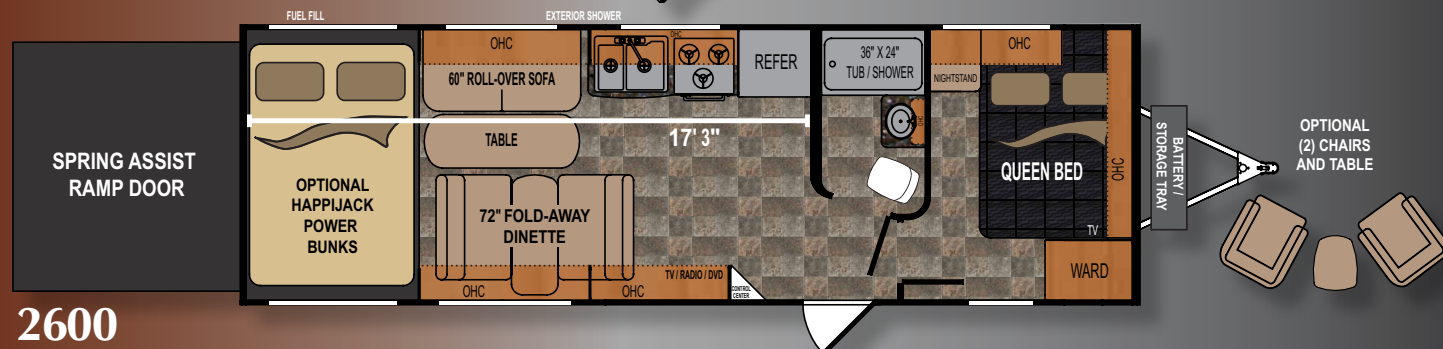
FLOORPLANS



1905

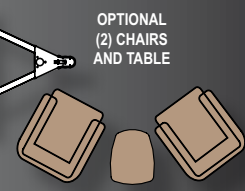


2100



2600

**NEW
for 2011!**



RUBICON

Standard Features and Options

Interior

- Jensen Stereo w/CD/DVD Player w/MP3 Connection, 4 Interior Speakers, 2 Marine Speakers, Indoor/Outdoor Speaker Switch
- 13,500 BTU A/C
- 19" LCD TV & Outside Entertainment Bracket
- Rubicon Central Command Center
- 12 Volt Disconnect Switch
- 6 Cubic Foot LPG/Electric Refer w/Black Front Panel
- 3 Burner Range
- Microwave Connection
- Bottle Opener in Kitchen
- Kitchen Sink Covers
- Hardwood Cherry Shaker Style Cabinet Doors
- Residential Cabinet Hardware
- Overhead Cargo Netting
- Laundry Chute in Bedroom
- Custom Rubicon Furniture
- Foot Flush Toilet
- Halogen Ceiling Lights above Cabinets
- Metal Drawer Guides
- Vinyl Wrapped Hard Lambrequin Window Treatments
- Multiple Cable TV Connections
- TV Antenna w/Power Booster
- Metal Blinds
- Shower/Tub Surround
- Skylight Over Shower/Tub
- Power Exhaust Fan in Bathroom
- Mirrored Medicine Cabinet
- Big Windows

Exterior

- Steel Loops on Chassis for Security Tie-Downs (Like the Voltage FW)
- Dual Battery Box
- Cargo Ramp Loading Lights
- Security Light
- Black Trim Windows w/Tinted Safety Glass
- Spare Tire & Carrier
- Diamond Plate Rock Guard
- Radius Entry Door
- Triple Entry Steps
- Outside Shower w/Spray Hose
- Key Lock Ramp Door
- 2" Quick Release Dump Valve on Fresh Water Tank

Garage

- 7' Insulated Spring Assisted Ramp Door
- Gas/Oil Resistant Tuff-Ply Flooring on Dove Tail
- Metal Ram Air Vents
- Fuel Station w/12V Pump, 30 Gallon Fuel Tank & Static Line
- 2,500 Lbs. Flush Mount Tie-Downs
- Dove Tail
- Fantastic Fan
- No Wheel Wells

Equipment

- Heavy Duty Axles
- Four 12" x 2" Electric Brakes
- Electric Awning
- Steel Wheels
- Radial Tires
- 6 Gallon Gas/Electric Water Heater w/DSI
- 30 Amp Service w/Power Cord
- 55 Amp Converter
- Black Tank Flush

Equipment (continued)

- Enclosed Termination Values
- Outside Shower w/Hot & Cold Water
- Forced Air Furnace
- Dual 7.5 Gallon (30 Lbs. Each) Propane Tanks w/Cover
- Front & Rear Stab Jacks

Construction

- 102" Wide Body
- I-Beam Chassis
- Garage Floor Steel Reinforced
- 7/8" One Piece Floor Decking (Main floor)
- 5" Trussed Roof
- Fiberglass Insulation in Roof, Floor & Walls
- 1" Thick Insulated Baggage Doors
- 86 Gallon Fresh Water Capacity
- 42 Gallon Black
- 42 Gallon Grey
- Heated, Insulated & Enclosed Water Tanks

Options

- Jensen Speaker Upgrade w/Powered Sub.
- Generator Prep. w/Start/Stop Switch, Hour Meter & Fuel Gauge
- 4.0 Onan Generator
- Electric Lift Beds in Garage w/Steel Bunk Ladder (2600)
- 15k A/C IPO 13.5k
- Rear Screen Wall
- 8 Cubic Foot Refer
- Fiberglass Skin
- Aluminum Wheels
- Chairs with Rubicon Logo in place of 72" Fold-Away Dinette (2600 Only)
- Rubicon Logo Chair (1905 & 2100)
- Spare Tire w/Carrier

WEIGHTS & SPECIFICATIONS

2011 MODEL NAME	HITCH WEIGHT (LBS)	UNLOADED WEIGHT (LBS)	CARGO CAPACITY (LBS)	OVERALL HEIGHT W/AC	OVERALL LENGTH	FRESH WATER TANK(S)	GREY WATER TANK(S)	BLACK WATER TANK(S)	FURNACE BTU OUTPUT	TIRE SIZE AND PLY RATING	GARAGE LENGTH
1905	TBA	TBA	TBA	TBA	TBA	TBA	TBA	TBA	TBA	TBA	12'
2100	786	5672	2028	12'	25' 10"	86	42	42	18,000	ST205/75R15(C)	12' 3"
2600	1012	7384	3616	12'	31'	86	42	42	18,000	ST225/75R15(D)	17' 3"

Your Local Dealer

www.RubiconHaulers.com

Follow "DutchmenRV" on



Dutchmen
 P.O. BOX 2164
 2164 Caragana Court
 Goshen, Indiana 46526
 Sales: 574.537.0600
 Fax: 574.975.6274



Some features listed above may be part of a value package - Contact your local dealer for the details.
 Product information, specifications and photography in this brochure were as accurate as possible at time of printing. Prices and specifications are subject to change without notice.
 All capacities are approximate and dimensions are nominal. Some features are optional.