

# SERRANO

**SERRANO** *Class A Diesel* **SPECIFICATIONS**





# SERRANO

CHANGING THE WAY PEOPLE LOOK AT MOTORHOMES *Class A Diesel*

The Serrano Class A Motorhome offers European exterior styling with the comfort you have come to expect from Thor Motor Coach. Take a new perspective on your travels through the great outdoors with the Serrano.



**CHERRY**



**SIZZLE GREY**



**BALTIC BRONZE**



**DESERT ECRU**

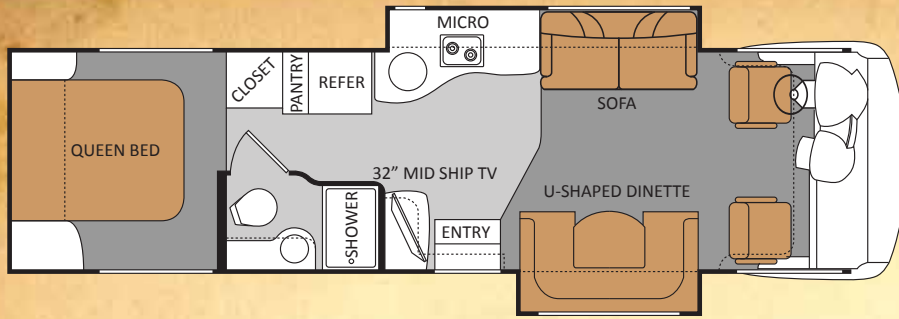


**FIREBRICK**



**SMOKEY BLACK**





### 31V

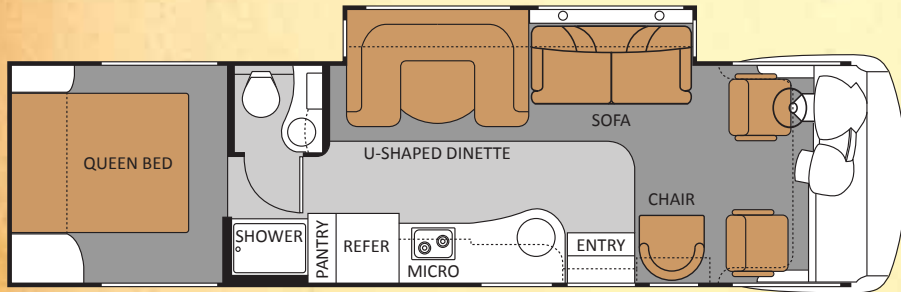
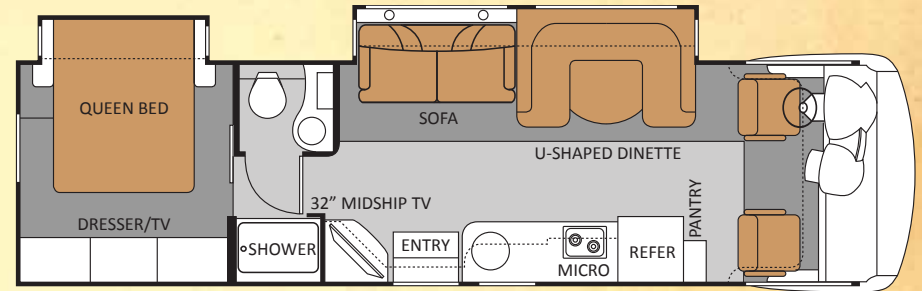
Chassis.....Workhorse DSL  
 Gross Vehicle (GVWR) .....20,500  
 Gross Combined (GCWR) .....26,000  
 Wheel Base .....200"  
 Exterior Length (w/o ladder) .....32' 9-1/4"  
 Exterior Height (w/ AC) .....11' 5"  
 Exterior Width (w/o mirrors) .....101.75"  
 Interior Height .....80"

Awning Size (Manual/Electric) .....17'/16'  
 Fuel (gal) .....40  
 LPG (lbs) .....40.9  
 Fresh/Waste/Grey Water (gal) .....50/36/56  
 Water Heater (gal) .....6  
 Furnace (BTUs) .....35,000  
 Exterior Storage Capacity (cu. ft.) .....150.6

### 31X

Chassis.....Workhorse DSL  
 Gross Vehicle (GVWR) .....20,500  
 Gross Combined (GCWR) .....26,000  
 Wheel Base .....200"  
 Exterior Length (w/o ladder) .....32' 9-1/4"  
 Exterior Height (w/ AC) .....11' 5"  
 Exterior Width (w/o mirrors) .....101.75"  
 Interior Height .....80"

Awning Size (Manual/Electric) .....17'/16'  
 Fuel (gal) .....40  
 LPG (lbs) .....68.2  
 Fresh/Waste/Grey Water (gal) ..50/39/46+22  
 Water Heater (gal) .....6  
 Furnace (BTUs) .....35,000  
 Exterior Storage Capacity (cu. ft.) .....81.6



### 31Z

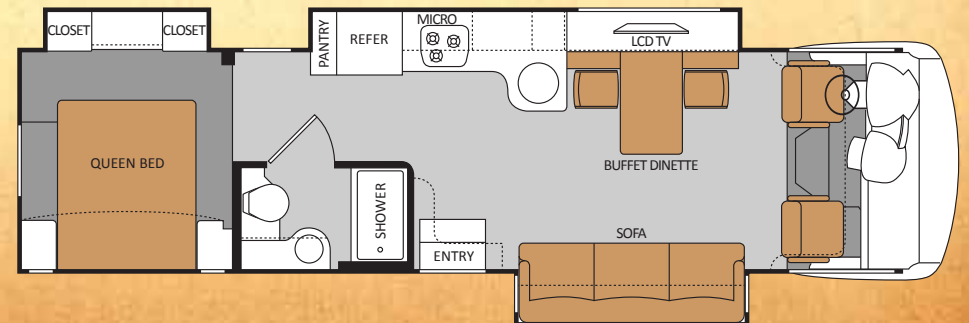
Chassis.....Workhorse DSL  
 Gross Vehicle (GVWR) .....20,500  
 Gross Combined (GCWR) .....26,000  
 Wheel Base .....190"  
 Exterior Length (w/o ladder) .....32' 3/4"  
 Exterior Height (w/ AC) .....11' 5"  
 Exterior Width (w/o mirrors) .....101.75"  
 Interior Height .....80"

Awning Size (Manual/Electric) .....17'/16'  
 Fuel (gal) .....40  
 LPG (lbs) .....68.2  
 Fresh/Waste/Grey Water (gal) .....50/39/46  
 Water Heater (gal) .....6  
 Furnace (BTUs) .....35,000  
 Exterior Storage Capacity (cu. ft.) .....151.7

### 33A

Chassis.....Workhorse DSL  
 Gross Vehicle (GVWR) .....22,000  
 Gross Combined (GCWR) .....26,000  
 Wheel Base .....218"  
 Exterior Length (w/o ladder) .....34' 3-1/4"  
 Exterior Height (w/ AC) .....11' 5"  
 Exterior Width (w/o mirrors) .....101.75"  
 Interior Height .....80"

Awning Size (Manual/Electric) .....17'/16'  
 Fuel (gal) .....40  
 LPG (lbs) .....40.9  
 Fresh/Waste/Grey Water (gal) ..50/36/56+21  
 Water Heater (gal) .....6  
 Furnace (BTUs) .....35,000  
 Exterior Storage Capacity (cu. ft.) .....119.3



# STANDARD FEATURES AND OPTIONS

## CONSTRUCTION & EXTERIOR

- Fully welded tubular steel welded floor system
- Fully welded tubular aluminum roof and sidewall cage construction
- Curved sidewall design
- Vacu-Bond laminated roof, walls and floor with high-density block foam insulation
- One-piece fiberglass front and rear caps
- One-piece windshield
- Full-body paint packages with Gel-coat sidewalls
- Exterior rear MEGA storage compartment
- Seamless roto-cast storage compartments
- Exterior side hinged deluxe aluminum luggage doors
- Premium one-piece TPO roof
- Crown roof
- Manual patio awning
- Roof ladder
- Fully automatic hydraulic leveling jacks
- Rubber tread entry steps
- Automatic electric entry step
- Outside shower

## CONSTRUCTION & EXTERIOR OPTIONS

- Electric lateral arm patio awning with 600-watt inverter

## AUTOMOTIVE & COCKPIT

- "RV Style" AM/FM Dash radio with CD player, WB tuner and auxiliary input
- Wood grain dash insert
- Dash fans
- Generator start switch on dash
- Three-point seatbelts for driver and passenger
- Leatherette driver and passenger captain's chairs
- Deluxe Euro top mounted heated, remote exterior mirrors
- Fog lights
- L.E.D. tail lights

- 19.5" tires
- Stainless Steel wheel liners
- 5,000 lb. towing hitch

## AUTOMOTIVE & COCKPIT OPTIONS

- Six-way power driver seat
- Back-up camera with audio
- Side vision camera system (requires back-up camera)

## INTERIOR

- 80" interior ceiling height
- Residential linoleum throughout (galley, living area, bath and entry way)
- Metal entry grab handle
- Dual 13,500 BTU Low-pro roof air conditioners
- Ceiling ducted air conditioning system
- Cherry cabinetry
- European style curved cabinetry with hidden hinges
- Hardware with Brushed Nickel finish
- Soft touch vinyl ceiling
- Halogen ceiling lighting throughout
- Leatherette hide-a-bed sofa with air mattress (N/A 33A)
- Leatherette U-shaped dinette (N/A 33A)
- Freestanding buffet dinette with 4 chairs (33A only)
- Leatherette Euro-recliner with ottoman (31Z only)
- Leatherette sofa with single seat footrest and hide-a-bed with air mattress (33A only)
- Day/night shades throughout

**IMPORTANT - PLEASE READ:** Information published within this brochure reflects product design, fabrication, material, components and specifications at the date of printing. If your vehicle was manufactured before this brochure was published this information may not be accurate because vehicles assembled before the brochure was published may not have the same design, fabrication, materials, components and specification as represented in the brochure. If your vehicle was manufactured after this sales brochure was published the representations may not be accurate because, for product improvement reasons, we reserve the unilateral right, at any time, without prior notice, to make changes in product design, material, components and specifications. The date the brochure was published (i.e. "Julian date") is set forth on the last page of the brochure. IF CERTAIN INFORMATION PUBLISHED WITHIN THIS BROCHURE IS SIGNIFICANT TO YOUR PURCHASING DECISION, PLEASE CONSULT WITH YOUR SELLING DEALERSHIP TO CONFIRM THAT THE INFORMATION IS ACCURATE WITH RESPECT TO THE VEHICLE YOU ARE CONSIDERING PURCHASING. Photographs in the brochure may depict optional equipment or may only be available in certain floor plans. We reserve the right to make changes in prices and models and to discontinue models without notice or obligation. Components, appliances and the chassis may have been manufactured in a calendar year before the vehicle's designated model year. All capacities are approximate. The actual length of the vehicle may differ from that indicated in the brochure due to variances in the manufacturing processes and/or installed components. All dry weights are based on standard model features and do not include optional features or equipment. Components, appliances and features may differ to conform to local codes. Due to EPA environmental restrictions, engine power and torque ratings may change during any model year. The Thor Motor Coach logo and its design are registered trademarks. Other products and company names are trademarks and/or registered trademarks of their respective manufacturer. While the color of the motorhome's exterior and the interior fabrics depicted in this brochure are fair and reasonable depictions, the colors depicted may not be exact match of the actual colors because of variances in photo processing and printing. Component part and appliance manufacturers issue limited warranties covering portions of the vehicle not covered under the limited warranty we issue. To learn specific details regarding warranty coverage please consult your selling dealership or review the warranty packet inside the vehicle.

## GALLEY

- 8 cu. ft. Double door refrigerator
- Recessed 3-burner high-output gas cooktop with black convection microwave oven
- Pressed Composite countertops
- Large single bowl sink w/ single lever kitchen faucet
- Recessed halogen lighting over countertop area
- Pantry
- Full extension metal drawer guides

## GALLEY OPTIONS

- Solid Surface countertop in the kitchen (N/A 33A)
- Lighted Solid Surface countertop in kitchen and bath (33A only)
- Fantastic fan

## ENTERTAINMENT

- 26" LCD television in front overhead (31Z only)
- 32" LCD television in the living area (31V & 31X only)
- 32" LCD TV with motorized lift in buffet (33A only)

## ENTERTAINMENT OPTIONS

- 19" LCD television in bedroom
- Home theater system with DVD player and radio tuner
- Outside entertainment center includes a 26" LCD television, AM/FM stereo, CD/DVD player, iPod ready jack and speakers (31X & 31Z only)

## BEDROOM & BATHROOM

- Queen-size bed with innerspring mattress
- Bedspread and pillow shams
- Attractive headboard with accent lighting
- Lighted Wardrobe in bedroom
- China bowl toilet
- Shower with glass door

## SAFETY & CONVENIENCE

- Systems Control Center
- Smoke, LPG, carbon monoxide detectors
- Fire extinguisher
- Slide-out battery tray

## SAFETY & CONVENIENCE OPTIONS

- Valve stem extenders

## ELECTRICAL & PLUMBING

- Onan RV QD 6.0KW (6000 watts) diesel generator
- Battery disconnect switch
- Emergency start switch
- Dual 6 volt auxiliary batteries
- 50-amp service with marine-type detachable power cord
- 6-gallon DSI gas/electric water heater
- Water heater bypass system
- Heated and enclosed holding tanks

YOUR LOCAL TMC DEALER:



Go RVing.

P.O. BOX 1486 • ELKHART, IN 46515 • CUSTOMER SERVICE: 800-860-3812 • SALES DEPARTMENT: 800-860-5658 • **SERRANO-RV.COM**

