

Chateau
CITATION

CHATEAU CITATION *Class B plus* SPECIFICATIONS



Chateau

CITATION

COMPACT TOURING VEHICLE *Class B plus*



CHERRY


MODEL	21BC	24SA	24SB	26BE	28BK	29BG
Chassis	Ford/Chevy	Sprinter	Sprinter	Ford/Chevy	Ford/Chevy	Ford
Gross Vehicle (GVWR)	11,500 / 12,300	11,030	11,030	14,500 / 14,200	12,500 / 12,300	14,500
Gross Combined (GCWR)	13,000 / 16,000	15,250	15,250	20,000 / 17,600	18,500 / 16,000	20,000
Wheel Base	138"/139"	170.3"	170.3"	181"/182"	210"/211"	220"/221"
Exterior Length (w/ ladder)	22' 8"/23' 8"	24' 6"	24' 10"	27' 4"/28' 4"	29' 5"/30' 5"	30' 11"/31' 11"
Exterior Height (w/ AC)	10' 7"	10' 10"	10' 10"	10' 7"	10' 7"	10' 7"
Exterior Width (w/o mirrors)	94"	90"	90"	94"	94"	94"
Interior Height	80"	80"	80"	80"	80"	80"
Awning Size	11' 6"	14' 6"	14' 6"	18'	18'	20'
Fuel (gal)	37/35	26.4	26.4	55/57	55/57	55/57
LPG (lbs)	40.9	68.2	68.2	40.9	40.9	40.9
Fresh/Waste/Grey Water (gal)	39/26/26	40/38/34	42/34/38	33/25/33	33/25/32	33/25/23
Water Heater (gal)	6	6	6	6	6	6
Furnace (BTUs)	25 K	25 K	25 K	25 K	25 K	25 K
Exterior Storage Capacity (cu. ft.)	4.25	56.8	40.3	16 / 12.25	17	24.5



DRIFTWOOD



CHESTNUT




URBAN STEEL



STANDARD



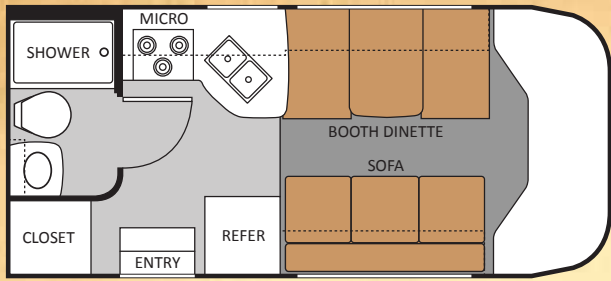
PARTIAL PAINT



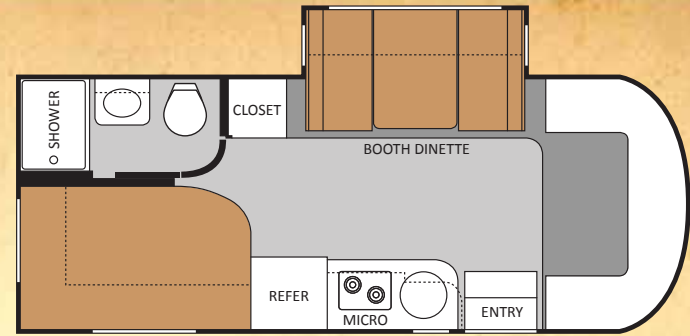
BLACK DIAMOND



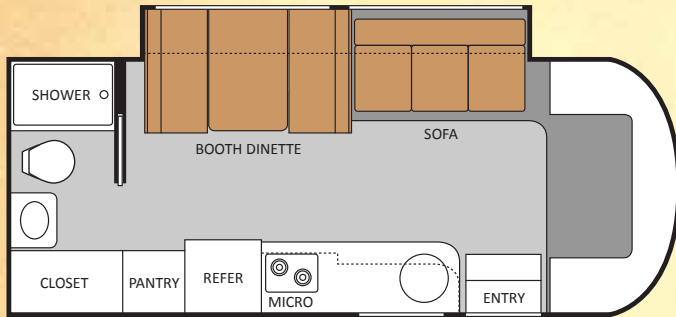
SANGRIA PEARL



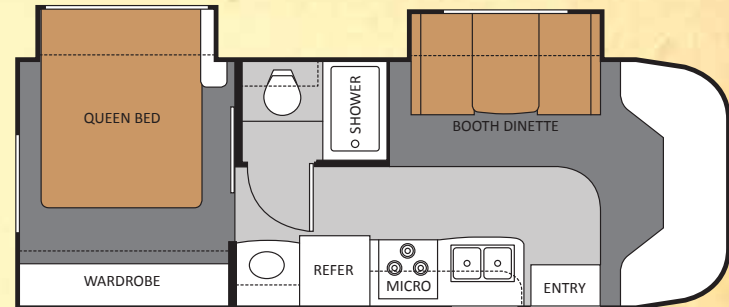
21BC



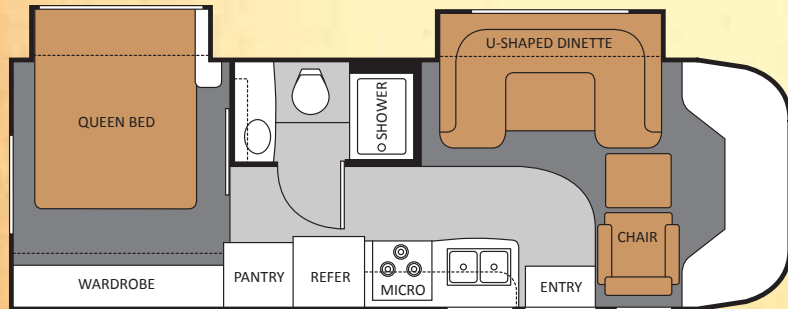
24SA



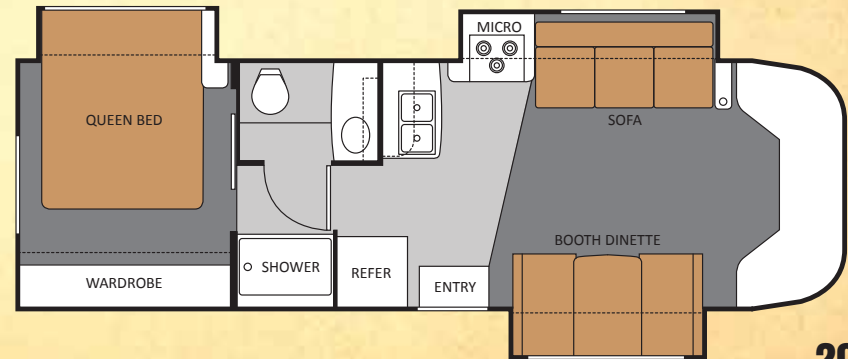
24SB



26BE



28BK



29BG

IMPORTANT - PLEASE READ: Information published within this brochure reflects product design, fabrication, material, components and specifications at the date of printing. If your vehicle was manufactured before this brochure was published this information may not be accurate because vehicles assembled before the brochure was published may not have the same design, fabrication, materials, components and specification as represented in the brochure. If your vehicle was manufactured after this sales brochure was published the representations may not be accurate because, for product improvement reasons, we reserve the unilateral right, at any time, without prior notice, to make changes in product design, material, components and specifications. The date the brochure was published [i.e. "Julian date"] is set forth on the last page of the brochure. IF CERTAIN INFORMATION PUBLISHED WITHIN THIS BROCHURE IS SIGNIFICANT TO YOUR PURCHASING DECISION, PLEASE CONSULT WITH YOUR SELLING DEALERSHIP TO CONFIRM THAT THE INFORMATION IS ACCURATE WITH RESPECT TO THE VEHICLE YOU ARE CONSIDERING PURCHASING. Photographs in the brochure may depict optional equipment or may only be available in certain floor plans. We reserve the right to make changes in prices and models and to discontinue models without notice or obligation. Components, appliances and the chassis may have been manufactured in a calendar year before the vehicle's designated model year. All capacities are approximate. The actual length of the vehicle may differ from that indicated in the brochure due to variances in the manufacturing processes and/or installed components. All dry weights are based on standard model features and do not include optional features or equipment. Components, appliances and features may differ to conform to local codes. Due to EPA environmental restrictions, engine power and torque ratings may change during any model year. The Thor Motor Coach logo and its design are registered trademarks. Other products and company names are trademarks and/or registered trademarks of their respective manufacturer. While the color of the motorhome's exterior and the interior fabrics depicted in this brochure are fair and reasonable depictions, the colors depicted may not be exact match of the actual colors because of variances in photo processing and printing. Component part and appliance manufacturers issue limited warranties covering portions of the vehicle not covered under the limited warranty we issue. To learn specific details regarding warranty coverage please consult your selling dealership or review the warranty packet inside the vehicle.

STANDARD FEATURES AND OPTIONS

CONSTRUCTION & EXTERIOR

- Vacu-Bond laminated tubular aluminum roof and sidewall cage construction
- Curved sidewall design (N/A 24SA & 24SB)
- One-piece fiberglass front and rear caps
- Slick fiberglass exterior with vinyl graphics
- Side hinged slab luggage doors (24SA & 24SB only)
- Seamless roto-cast storage compartments
- Premium one-piece TPO roof (Energy Star approved)
- Manual patio awning
- Slide-Out Room Awning
- Roof ladder
- Automatic electric entrance step (Std. 24SA & 24SB)

CONSTRUCTION & EXTERIOR OPTIONS

- Exterior graphics with partial paint package
- Full-body paint package with Gel-coat sidewalls
- Outside shower (STD on 24SA & 24SB)

AUTOMOTIVE & COCKPIT

- "RV Style" AM/FM Dash radio with CD player, WB tuner and auxillary input
- Driver and passenger air bags
- Power window and door locks
- Upgrade dash insert with drink tray
- Heated remote exterior mirrors
- Fiberglass running boards
- Stainless Steel wheel liners
- 5,000 lb. trailer hitch (21BC,26BE,28BK,29BG)
- 3,500 lb. trailer hitch (24SA & 24SB)
- Leatherette driver and passenger captain's chairs
- Back-up monitor
- Keyless Entry (Std. 24SA & 24SB)

AUTOMOTIVE & COCKPIT OPTIONS

- Convenience package: keyless entry and valve stem extenders (N/A 24SA/24SB)
- Spare tire kit (Std. 24SA & 24SB)
- Power driver's seat (Ford chassis only)

INTERIOR

- 80" interior ceiling height
- Electric Euro-skylight (24SA & 24SB only)
- Residential linoleum (galley, bath and entry way)
- Metal entry grab handle
- Windshield privacy curtain
- 13,500 BTU low-profile air conditioner in front
- Ceiling ducted air conditioning system
- Fluorescent ceiling lighting
- Cherry cabinetry
- European style curved cabinetry with hidden hinges
- Hardware with Brushed Nickel finish
- Soft Touch vinyl ceiling
- Night shades throughout
- Booth dinette (N/A 28BK)
- Leatherette U-shaped dinette (28BK only)
- Leatherette Euro-recliner with ottoman
- Fabric jacknife sofa
- Leatherette hide-a-bed sofa with air mattress (24SB & 29BG only)

INTERIOR OPTIONS

- Leatherette jacknife sofa
- Leatherette hide-a-bed sofa with air mattress and pedestal table IPO dinette (24SA & 26BE only)
- Fabric/ Infiniss Leather U-shape dinette IPO booth dinette (24SA only)
- Leatherette U-shape dinette IPO booth dinette (24SA only)
- Fantastic fan
- 15,000 BTU low-profile air conditioner in front (N/A 24SA & 24SB)

GALLEY

- Double door refrigerator with Stainless Steel door inserts
- 3-burner high-output gas cooktop with cover (21BC,26BE,28BK,29BG only)
- European 2-burner high-output gas range top with glass cover (24SA & 24SB only)
- Stainless Steel power range hood
- Stainless Steel convection microwave
- Non-Stainless Steel convection oven (Canadian units only)
- Laminate countertops

- Flip-up countertop extension
- Pantry (24SB & 28BK only)
- Full extension drawer guides

GALLEY OPTIONS

- Solid surface countertop with sink covers

ENTERTAINMENT

- Front entertainment center with 32" LCD television in cab-over (N/A 24SA & 24SB)
- 19" LCD television over the door DVD entertainment system (24SA & 24SB only)
- Television antenna and booster
- Cable TV & Satellite prep

ENTERTAINMENT OPTIONS

- Front entertainment center with 26" LCD television in cab-over (24SA & 24SB only)
- Portable 19" LCD television in bedroom (N/A 21BC & 24SB)
- Home theater system with DVD player and radio tuner (N/A 24SA & 24SB)
- Outside entertainment center includes a 26" LCD television, AM/FM stereo, CD/DVD player and speakers (24SB,26BE,28BK,29BG only)

BEDROOM & BATHROOM

- Queen-size bed with innerspring mattress (N/A 21BC & 24SB)
- Bedspread and pillow shams (N/A 21BC & 24SB)
- Directional reading lights (N/A 21BC & 24SB)
- Power bath vent
- China bowl toilet
- Skylight in shower
- Shower with glass door

SAFETY & CONVENIENCE

- Entry door with deadbolt lock
- Telephone jack
- Systems Control Center
- Smoke, LPG, carbon monoxide detectors

- Fire extinguisher
- Passenger seatbelts in select areas
- Slide-out battery tray (N/A 24SA & 24SB)
- Black tank flush system (N/A 24SA & 24SB)

ELECTRICAL & PLUMBING

- Onan 3.6 (3600-kilowatts) LP generator (24SA & 24SB only)
- 30 amp service with shore line power cord
- Automatic shoreline-to-generator transfer switch (24SA & 24SB only)
- Battery disconnect switch
- Emergency start switch
- 6-gallon gas water heater (21BC,26BE,28BK,29BG)
- 6-gallon gas/electric water heater (24SA & 24SB)
- Auxiliary house battery
- Water heater bypass system

ELECTRICAL & PLUMBING OPTIONS

- Onan RV MicroQuiet™ 4.0 (4000-kilowatts) gas generator (N/A 24SA & 24SB)
- Onan 3.2 (3200-kilowatts) Diesel generator (24SA & 24SB only)
- Holding tanks with heat pads
- Power Package: Automatic electric entrance step, Automatic generator transfer switch, 2nd auxillary house battery, 6-gallon gas/electric water heater (21BC,26BE,28BK,29BG only)

YOUR LOCAL TMC DEALER:



Go RVing.

P.O. BOX 1486 • ELKHART, IN 46515 • CUSTOMER SERVICE: 800-860-3812 • SALES DEPARTMENT: 800-860-5658 • **CHATEAU-CITATION.COM**

