

VIEWFINDER

by CruiserRV LLC



Lightweight Luxury



*The World's Finest
Ultra-Lights...*

www.cruiserrv.com



V-24SD

The front "V" kitchen shown has plenty of storage and conveniences built in. The innovative design of the front cap provides an added... **60 cubic feet of space.**



VIEWFINDER

CruiserRV LLC

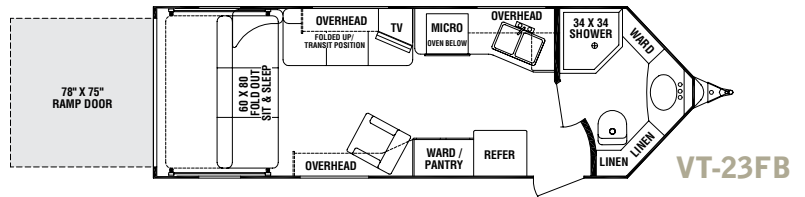
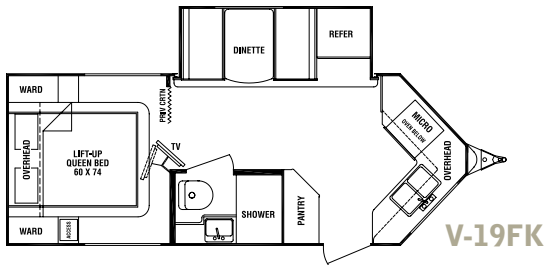
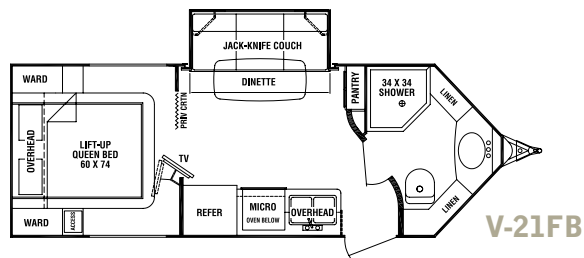
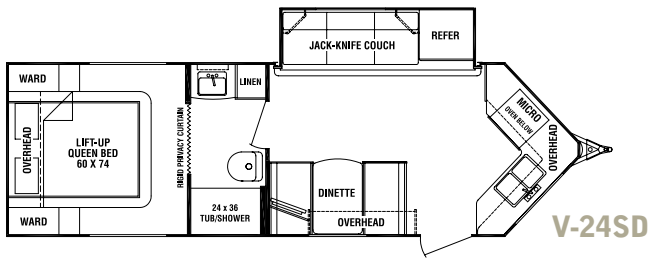
Aerodynamically designed to be towable by your full size SUV, the ViewFinder offers well designed spaciousness for weekenders or the added comforts demanded by extended stay travelers. Visit www.cruiserrv.com for more details.



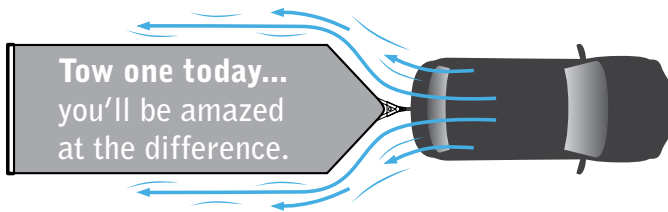
V-21FB

This floorplan offers a huge front bathroom and versatile sofa slideout, which offers additional sleeping space. The beautifully appointed interior surrounds you with form and function, including solid cherry, hand-glazed cabinet doors.

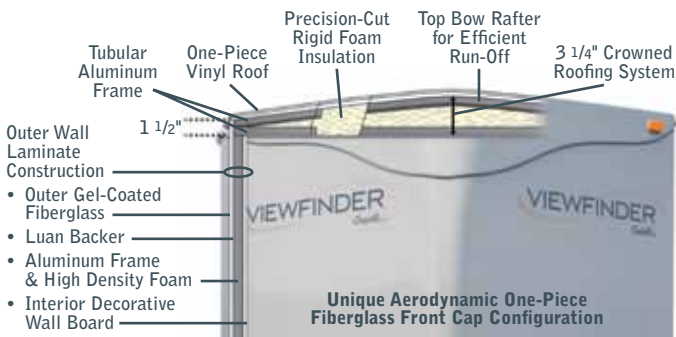




Construction/Aerodynamics



Enjoy greater fuel efficiency with the front fiberglass V-cap design. The ViewFinder is specifically engineered to minimize air resistance as encountered with traditional RVs.



SPECIFICATIONS	V-24SD	V-21FB	V-19FK	VT-23FB
Exterior Length	26'5"	23'4"	22'2"	25'3"
Exterior Width	7'6"	7'6"	7'6"	7'6"
Exterior Height w/ A/C	10'2"	10'2"	10'2"	10'2"
Interior Height	6'6"	6'6"	6'6"	6'6"
Bed Size	60"x74"	60"x74"	60"x74"	60"x80"
Dinette Bed Size	37"x72"	N/A	37"x70"	N/A
Sofa Size	70"	70"	N/A	68"
Axle Weight (lbs.)	3,383	3,519	3,248	3,645
Hitch Weight (lbs.)	795	554	625	930
Dry Weight (lbs.)	4,178	4,073	3,873	4,575
GVWR (lbs.)	6,395	6,154	6,225	7,930
Cargo Capacity (lbs.)*	2,217	2,081	2,352	3,355
Fresh Tank (gal.)	36	36	36	36
Gray Tank (gal.)	(2) 38	38	38	38
Black Tank (gal.)	38	38	38	38
LP Bottle (lbs.)	40	40	40	40
Power Conv. (amps)	55	55	55	55
Elec. Ign. Furn. (BTU)	20K	20K	20K	20K

*Cargo capacity does not include weight of water or LP gas.
 NOTE: Weights are approximate and based on standard features. Optional equipment is not included. Cruiser RV, LLC constantly strives to improve its product. All specifications are subject to change without notice or obligation. See your local Cruiser RV dealer today to review a current model.

Décor Choices



Cinnabar



Goldenrod



Pebble Beach





New Look, Same Great Features

New to the ViewFinder lineup, this series combines the best of everything!

- High-end features
- Upscale look
- Functional design

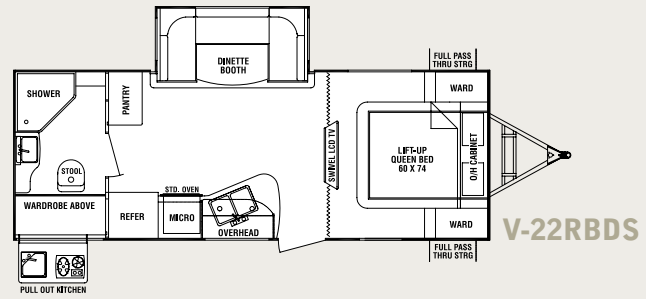
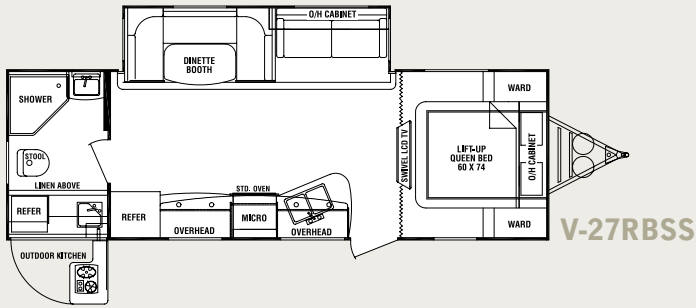
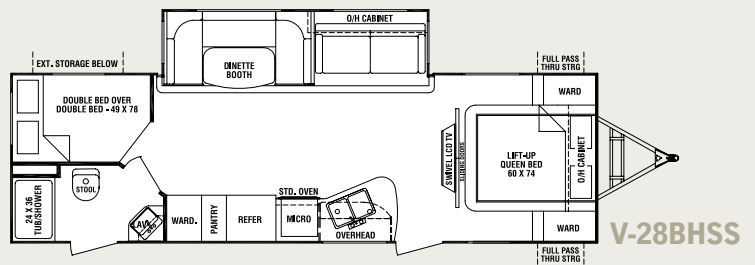
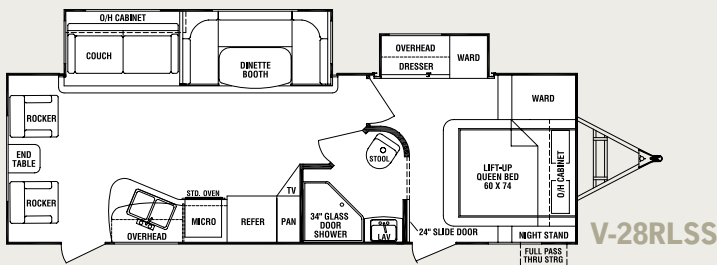
ViewFinder, simply the best!



V-27RBSS

The V-27RBSS provides everything you need in an upscale model, combining a spacious concept with residential features. This floorplan features a sofa/dinette superslide with freestanding look furniture and one of the largest countertops you'll find in a travel trailer.





SPECIFICATIONS	V-28RLSS	V-28BHSS	V-27RBSS	V-22RBDS
Exterior Length	31'	31'9"	29'7"	26'1"
Exterior Width	96"	96"	96"	96"
Exterior Height w/ A/C	10'2"	10'2"	10'2"	10'2"
Interior Height	6'6"	6'6"	6'6"	6'6"
Bed Size	60"x74"	60"x74"	60"x74"	60"x74"
Dinette Bed Size	41"x81"	41"x81"	41"x81"	41"x81"
Sofa Size	64"	64"	64"	N/A
Axle Weight (lbs.)	TBD	TBD	4,328	4,090
Hitch Weight (lbs.)	TBD	TBD	535	445
Dry Weight (lbs.)	TBD	TBD	4,863	4,535
GVWR (lbs.)	TBD	TBD	7,535	6,045
Cargo Capacity (lbs.)*	TBD	TBD	2,672	1,510
Fresh Tank (gal.)	36	36	36	36
Gray Tank (gal.)	38	38	38	38
Black Tank (gal.)	38	38	38	38
LP Bottle (lbs.)	40	40	40	40
Power Conv. (amps)	55	55	55	55
Elec. Ign. Furn. (BTU)	20K	20K	20K	20K

V-22RBDS

The V-22RBDS combines many of our best features into one ultimate lightweight package. The oversized u-dinette provides plenty of seating or dining area while the TV is easily viewed from either the bedroom or dinette.



Interior Features



Optional Flatscreen TV



Optional Microwave



Oven/Range



Upgraded Mattress with Comforter



In-ceiling Speakers

Exterior Features



Optional Electric Awning



Frameless Windows



LED Lights



Optional Stainless Steel BBQ Grill



Cast Aluminum Wheels with Radial Tires

Standard Features

- Sealed and heated underbelly
- Black tank flush
- State of the art flush floor slideout system
- Central control panel
- Silver gel coated fiberglass exterior with two-tone graphic look
- Frameless windows
- Exterior LED lights
- Laminated, 3 1/4" crowned roof, ducted for A/C
- Ducted heat
- Fully aluminum framed construction
- CD/DVD electronics package
- Interior and exterior speakers
- Lend-a-hand grab handle
- Equa-Flex suspension by Trailair
- Cast aluminum wheels with radial tires
- Residential look sofa (most models)
- Residential interior trim package
- Roller bearing drawer guides and hidden hinges
- Solid hardwood cherry cabinet doors with hand-rubbed glaze
- Floor plans with up to 60 additional cubic feet (V-cap models)

Popular Options

ViewFinder LUXURY PACKAGE: _____

- Low profile A/C
- Electric awning
- Spare tire & carrier
- Microwave
- 6 gallon DSI gas/elec water heater
- Outside shower
- Outside BBQ
- LCD TV and bracket
- Fantastic vent
- Convection microwave
- Power tongue jack
- Ultra-Lite power jack pack
- Bike rack

Cruiser RV, LLC

7805 North SR 9 • PO Box 130 • Howe, IN 46746

Ph 260-562-3500 • Fax 260-562-2210

Toll Free 866-277-5630

www.cruiserrv.com

MEMBER
RVIA

VIEWFINDER
CruiserRV, LLC

Your Dealer _____