

TRAIL SPORT

R-VISION



2011 Trail-Sport R-Vision

Made Light | Priced Right

800.282.4654
www.trail-lite.com



27QBSS in Huntington Place decor



▲ Abundant storage and stylish residential features complete the kitchen

▲ 15 innovative floorplans to choose from, like the 27QBSS featuring an island with bar stools

EXPANDABLES

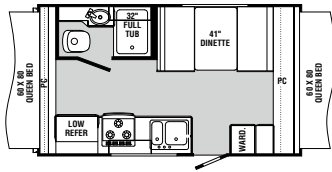
TRAVEL TRAILERS

2011 Specifications	TS 17E	TS 18E	TS 19E	TS 21E	TS 23E	TS 19FS	TS 20RD	TS 21RBH	TS 22QB	TS 23FDS	TS 23RS	TS 24BH	TS 25S	TS 27QBSS	TS 29BHSS
Gross Vehicle Weight Rating	3,850	6,160	6,160	6,160	6,160	6,160	6,160	6,160	6,160	6,160	6,160	6,160	6,160	6,160	6,160
Dry Hitch Weight (Appr.)	TBD	TBD	381	393	TBD	TBD	313	351	420	410	TBD	321	280	393	362
Dry Axle(s) Weight (Appr.)	TBD	TBD	2,712	2,572	TBD	TBD	2,644	2,552	2,760	2,910	TBD	2,936	3,268	3,808	3,804
Dry Unloaded Vehicle Weight (Appr.)	TBD	TBD	3,093	2,965	TBD	TBD	2,957	2,903	3,180	3,320	TBD	3,257	3,548	4,201	4,166
Net Carrying Capacity (NCC)	TBD	TBD	3,067	3,195	TBD	TBD	3,203	3,257	2,980	2,840	TBD	2,903	2,612	1,959	1,994
Tire Size (ST205/75R14C)	14"	14"	14"	14"	14"	14"	14"	14"	14"	14"	14"	14"	14"	14"	14"
Tire Load Range	C	C	C	C	C	C	C	C	C	C	C	C	C	C	C
Overall Length	TBD	TBD	21'-10"	22'-5"	TBD	TBD	22'-11"	22'-5"	24'-10"	24'-4"	TBD	25'-6"	27'-10"	31'-8"	32'-4"
Overall Height (Including A/C)	TBD	TBD	9'-9"	9'-9"	TBD	TBD	9'-9"	9'-9"	9'-9"	9'-9"	TBD	9'-9"	9'-9"	9'-9"	9'-9"
Exterior Width (w/o Awning)	TBD	TBD	8'-0"	8'-0"	TBD	TBD	8'-0"	8'-0"	8'-0"	8'-0"	8'-0"	8'-0"	8'-0"	8'-0"	8'-0"
Water Heater	6 Gal.	6 Gal.	6 Gal.	6 Gal.	6 Gal.	6 Gal.	6 Gal.	6 Gal.	6 Gal.	6 Gal.	6 Gal.	6 Gal.	6 Gal.	6 Gal.	6 Gal.
Grey Tank	30 Gal.	30 Gal.	30 Gal.	30 Gal.	30 Gal.	30 Gal.	30 Gal.	30 Gal.	30 Gal.	30 Gal.	30 Gal.	30 Gal.	30 Gal.	30 Gal.	30 Gal.
Black Tank	30 Gal.	30 Gal.	30 Gal.	30 Gal.	30 Gal.	30 Gal.	30 Gal.	30 Gal.	30 Gal.	30 Gal.	30 Gal.	30 Gal.	30 Gal.	30 Gal.	30 Gal.
Fresh Tank	30 Gal.	30 Gal.	30 Gal.	30 Gal.	30 Gal.	30 Gal.	30 Gal.	30 Gal.	30 Gal.	30 Gal.	30 Gal.	30 Gal.	30 Gal.	30 Gal.	30 Gal.
L.P. Tank (Two 20 Gal. Tanks)	S	S	S	S	S	S	S	S	S	S	S	S	S	S	S

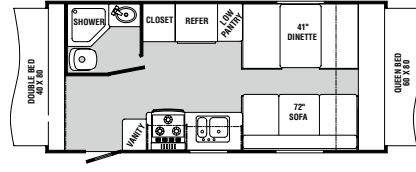
* Weights may vary by options. **Tank manufacturer's listed water capacity (WC). Actual filled LP capacity is 80% of listing due to safety shut off required on tank.

EXPANDABLES

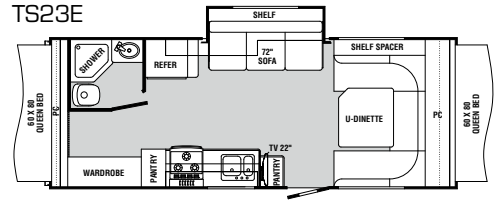
TS17E



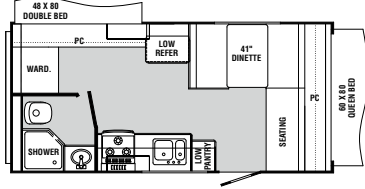
TS19E



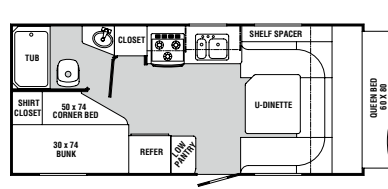
TS23E



TS18E

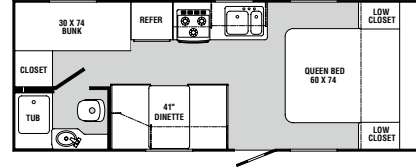


TS21E

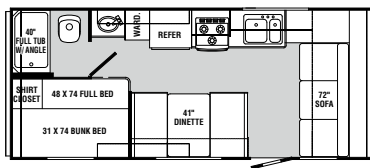


TRAVEL TRAILERS

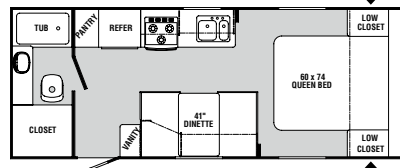
TS24BH



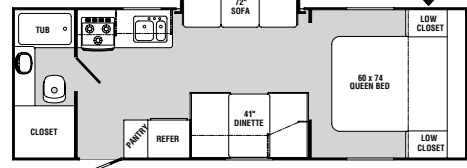
TS19FS



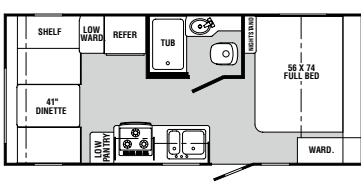
TS22QB



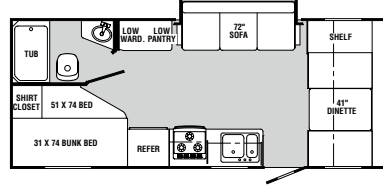
TS25S



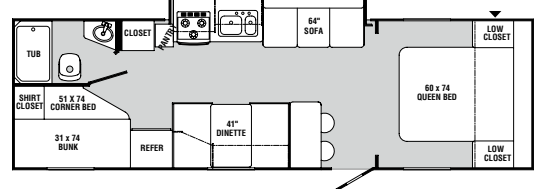
TS20RD



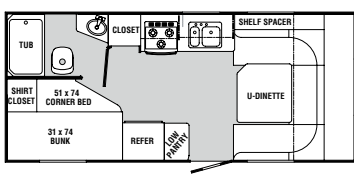
TS23FDS



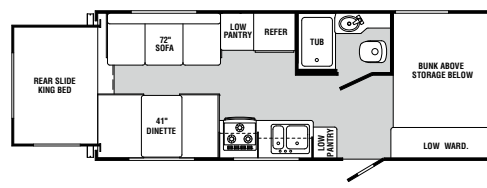
TS27QBSS



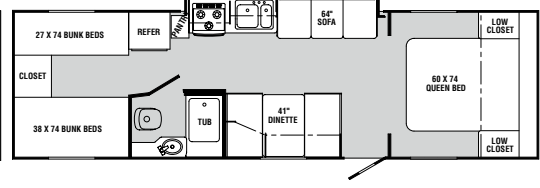
TS21RBH



TS23RS



TS29BHSS



DECORS

DYNAMITE



HUNTINGTON PLACE



MOON BEAM



TAMARACK



BODY CONSTRUCTION

- 6" I-Beam Frame Powder Coated
- White Wheels
- Frame Mounted Entry Step (Self Storing Single Step IPO Double 2011)
- Single Axle w/10" Electric Brakes (Std. 17E)
- Tandem Axles w/10" Electric Brakes (N/A on 17E)
- EZ-Lube (s) (1) (Std. 17E)
- EZ-Lube (s) (2) (N/A on 17E)
- Stabilizer Jacks (4) (Std. on 17E, 18E, 19E, 21E, 23E)
- Galvanized Wheel Wells
- Radius Exterior Storage Door w/Door Catch
- Radius Front Wall Profile
- L.P. Tank Cover
- Molded ABS Fender Skirts - White
- Smooth Fiberglass Exterior Rear Well (N/A on 17E, 91E, 21E, 23E)
- Expandable Tent (Attached Inside C-Channel to Prevent Water Entry) Continuous Piano Hinge, Key Lock, Compression Clamps Latches, 6" Bunk End Cushions, and Prewire for Bunk Lights (Std. on 17E, 18E, 19E, 21E, 23E)
- Vinyl Exterior Graphics

APPLIANCES AND ACCESSORIES

- Single Door Refrigerator (Std. 17E)
- Double Door 6 cu. ft. Refrigerator (N/A on 17E)
- Wedgewood 3-Burner Cooktop
- Lighted Powered Range Hood
- Pre-Wire for Microwave
- TV Prep Living Area—Mounting Bracket Installed When Necessary

INTERIOR

- Golden Select Cabinetry
- Square Frame Flat Panel Cabinet Doors w/Mortise and Tenon Corners
- Wood Grain Panel Refrigerator Insert Doors
- Wallpaper Border Main Living Area, Dinette and Kitchen
- Laminate Kitchen and Bath Countertop w/Wood Grain Edge Treatment
- Laminate Dinette Booth Table Top w/Wood Grain Edge Treatment
- Linoleum Throughout and 100% Glued Down
- Wood Grain Bath Door
- Fabric Close-Off Curtain to Bedroom Main Floor of Coach (Std. on 20RD, 22QB, 24BH, 25S, 27QBSS, 29BHSS)
- Fabric Close-Off Curtain to Bedroom in Expandable Location (Std. on 17E, 18E, 19E, 21E, 23E)
- Fabric Close-Off Curtain Bunks (Std. on 21E, 19FS, 21RBH, 23FDS, 23RS, 24BH, 27QBSS, 29BHSS)
- Bedspread w/Reverse Shams (Std. on 20RD, 22QB, 24BH, 25S, 27QBSS, 29BHSS)
- Fabric Headboard (Std. on 22QB, 23RS, 24BH, 25S, 27QBSS, 29BHSS)
- Mini Blinds Throughout (Except Bunk Location)

FURNITURE

- Queen Bed (Std. on 22QB, 24BH, 25S, 27QBSS, 29BHSS)
- Full Bed (Std. 20RD)
- Lower Bed w/Angle Mattress (Std. on 21E, 19FS, 21RBH, 23FDS, 27QBSS)
- Upper Bunk Bed Only w/Vinyl Backs (Std. on 21E, 21RBH, 23FDS, 27QBSS)
- Upper and Lower Bunk Beds w/Vinyl Backs (Std. on 23RS, 24BH)
- Double Bunk Beds (Std. 29BHSS)
- Expandable Tent (Attached Inside C-Channel to Prevent Water Entry) Continuous Piano Hinge, Key Lock, Compression Clamps Latches, 6" Bunk End Cushions, and Pre-wire for Bunk Lights (Std. on 17E, 18E, 19E, 21E, 23E)
- Fabric covered Fold Down Sleeper Sofa (Std. on 19E, 23E, 19FS, 23FDS, 23RS, 25S, 27QBSS, 29BHSS)
- Booth Dinette w/Fabric Cushions w/Vinyl Backs (N/A on 21E, 23E, 21RBH)
- Radius Booth Dinette w/Fabric Cushions w/Vinyl Backs (Std. on 21E, 23E, 21RBH)

ELECTRICAL SYSTEMS AND LIGHTS

- Electrical Management System - 30 AMP
- Detachable 30 AMP Power Cord
- A-Frame Battery Rack
- 55 AMP Converter w/Charger
- Porch Light/Security Light
- Patio side 120 V Exterior Recept
- Double Pancake All Ceiling Locations
- Interior Ceiling Light Switches
- Single Pancake Each Side of Bed (Std. on 22QB, 24BH, 25S, 27QBSS, 29BHSS)
- Single Pancake Lights at Bunk Locations (Std. on 21E, 23FDS, 23RS, 24BH, 27QBSS, 29BHSS)

PLUMBING AND LP SYSTEMS

- Platinum Double Bowl Kitchen Sink /Hi-rise Goose Neck Faucet
- 6-Gallon L.P. Water Heater
- Water Heater By-pass
- Two 20 lb. L.P. Tanks, Automatic Changeover, w/Cover
- Rotocast Holding Tanks
- Rotocast Fresh Tank

HEATING, VENTS AND AIR CONDITIONING

- 18M BTU Hydro Flame Electronic Ignition Furnace (Std. on 17E, 18E, 19E, 19FS)
- 20M BTU Hydro Flame Electronic Ignition Furnace (N/A on 17E, 18E, 19E, 19FS)
- Gas Line Hook-up at Front of Coach w/ RVQ Option

WINDOWS, DOORS AND AWNINGS

- Radius Windows
- Safety Glass Windows

- Galley Window
- Skylight in Bathroom
- Radius Entry Door w/Window, Dead Bolt, and Screen Door
- Exterior Entry Assist Entry Door Handle

OPTIONS

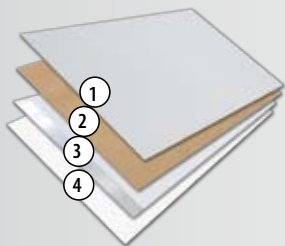
- Chrome Trim Ring (2) (17E Only)
- Chrome Trim Ring (4) (N/A 17E)
- Spare Tire w/Cover
- Aluminum Wheels
- Equa-Flex Axle (1) (17E Only)
- Equa-Flex Axle (s) (2) (N/A 17E)
- Electric Tongue Jack w/Light
- Roof Ladder (N/A 17E, 18E, 19E, 23E)
- Stabilizer Jacks (4) (N/A 17E, 18E, 19E, 21E, 23E)
- Frame Mounted Entry Steps (Self Storing Double Steps) Double step
- Exterior Storage Drawer (Opt. on 22QB, 23RS, 25S, 27QBSS, 29BHSS)
- Wedgewood Oven w/3-Burner Cooktop
- Bi-Fold Stove Cover
- Microwave
- Sink Cover (1)
- Stereo Prep
- AM/FM/CD Player w/Light, and Outside Speakers
- TV Antenna w/Cable
- 15" LCD/DVD TV
- RVQ Grill w/Stand
- New Decors: Dynamite (Red), Moon Beam (Brown), Huntington Place (Beige), Tamarack (Green)
- Night Shades IPO V-Blinds All Locations Except Kitchen and Bunk Area
- Bar Stools (27QBSS Only)
- Upper Bunk (Opt. on 21E, 19FS, 21RBH, 23FDS)
- DSI 6-Gallon L.P. Water Heater
- Tub Shower Surround
- Outside Shower
- A/C 13,500 BTU
- A/C 15,000 BTU (N/A on 17E, 18E, 19E, 23E)
- Fantastic Attic Fan
- Patio Awning

EXTERIOR FEATURES


Automotive D-Seal around windows, no butyl tape




Optional Equa-Flex axles for stable towing and fender skirts

CONSTRUCTION FEATURES**ROOF LAMINATE**

1. Rubber Roof
2. Luan
3. Aluminum Frame and Foam
4. Ceiling Board

**FLOOR LAMINATE**

1. Luan
2. Luan
3. Aluminum Frame and Foam
4. Luan
5. Darco

**SIDEWALL LAMINATE**

1. Fiberglass Skin - Dent Resistant, Low Maintenance
2. Luan
3. Aluminum Frame and Foam
4. Wallboard

YOUR DEALER:

TRAIL SPORT
R-VISION

R-VISION

606 NELSON'S PKWY., WAKARUSA, IN 46573
800.282.4654 • WWW.TRAIL-LITE.COM

As R-Vision constantly strives to improve our product, all specifications listed in this informative brochure are subject to change without notice or obligation. Photos may show optional equipment which is not included in the purchase price of the unit. Test drive and review a current model on your dealer's lot today.