

# ***Crossover***

R-VISION



2011 Crossover R-Vision

Ultra-Lite | Ultra-Fun

**800.282.4654**  
[www.trail-lite.com](http://www.trail-lite.com)



▲ (Model 190T in Tamarack decor) Large U-shaped dinette along with jackknife sofa provides extensive seating and sleeping possibilities.

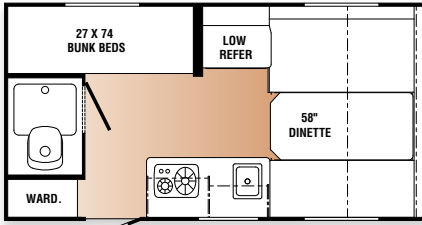
Functional kitchen with ample storage makes meal preparation a breeze. ►



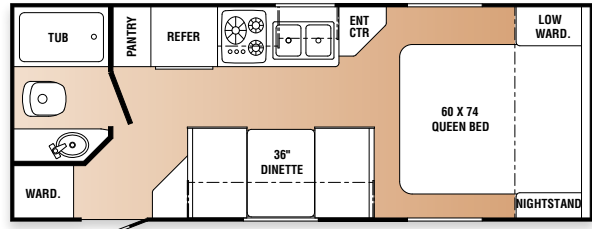
2011 Specifications	TLX-160BH	TLX-189QB	TLX-210QB	TLX-230BH	TLX-180T	TLX-190T
<b>Weights</b>						
Gross Vehicle Weight Rating	3,850	3,850	6,160	6,160	3,850	6,160
Dry Hitch Weight (Appr.)	170	318	281	448	326	333
Dry Axle(s) Weight (Appr.)	2,124	2,042	2,566	2,620	2,258	2,811
Dry Unloaded Vehicle Weight (Appr.)	2,294	2,360	2,847	3,068	2,584	3,144
Net Carrying Capacity (NCC)	1,556	1,490	3,313	3,092	1,266	3,382
Tire Size (ST205/75R14C)	14"	14"	14"	14"	14"	14"
Tire Load Range	C	C	C	C	C	C
<b>Measurements</b>						
Overall Length	17'-6"	19'-2"	22'-10"	24'-10"	19'-0"	21'-2"
Overall Height (Including A/C)	9'-8"	9'-8"	9'-8"	9'-8"	9'-8"	9'-8"
Exterior Width (w/o Awning)	7'-6"	7'-6"	7'-6"	7'-6"	7'-6"	7'-6"
<b>Tank Capacities</b>						
Water Heater	6 Gal.	6 Gal.	6 Gal.	6 Gal.	6 Gal.	6 Gal.
Grey Tank	19 Gal.	25 Gal.	25 Gal.	25 Gal.	19 Gal.	25 Gal.
Black Tank	19 Gal.	25 Gal.	25 Gal.	25 Gal.	19 Gal.	25 Gal.
Fresh Tank	30 Gal.	30 Gal.	30 Gal.	30 Gal.	30 Gal.	30 Gal.
L.P. Tank (Two 20 Gal. Tanks)	S	S	S	S	S	S

\*Weights may vary by options. \*\* Tank manufacturer's listed water capacity (WC). Actual filled LP capacity is 80% of listing due to safety shut off required on tank.

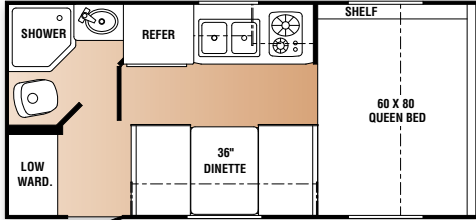
# FLOORPLANS



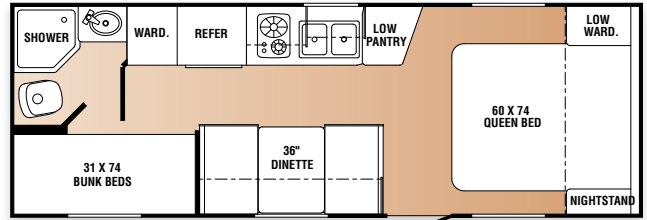
TLX-160BH



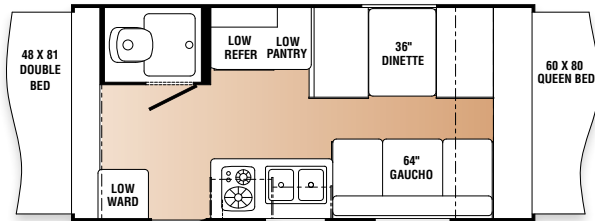
TLX-210QB



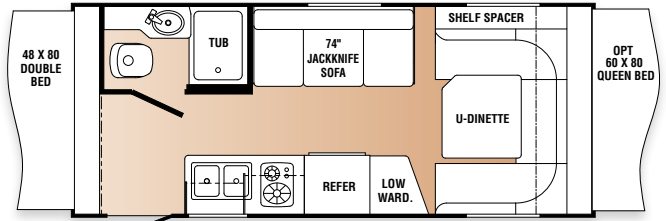
TLX-189QB



TLX-230BH



TLX-180T



TLX-190T

## EXTERIOR FEATURES



Optional Equa-Flex suspension improves towability and eliminates sway.



Optional outside stereo speakers allow you to enjoy your music outside camper.



Optional outside shower makes for convenient easy clean-up.

# DECORS

DYNAMITE



HUNTINGTON PLACE



MOON BEAM



TAMARACK





## STANDARDS &amp; OPTIONS

**BODY CONSTRUCTION**

- 6" I-Beam Frame Powder Coated
- White Wheels
- Frame Mounted Entry Step (Self Storing Double Step)
- Single Axles w/10" Electric Brakes  
*(Std. on TLX-160BH, TLX-189QB, TLX-180T)*
- Tandem Axles w/10" Electric Brakes  
*(Std. on TLX-210QB, TLX-230BH, TLX-190T)*
- Galvanized Wheel Wells
- Radius Front Wall Profile
- L.P. Tank Cover
- Smooth Fiberglass Exterior Rear Wall  
*(N/A on TLX-180T, TLX-190T)*
- Expandable Tent (180T Front & Rear) (190T Rear Only) (Attached Inside C-Channel to Prevent Water Entry) Continuous Piano Hinge, Key Lock, Compression Clamps Latches, 6" Bunk End Cushions, and Pre-wire for Bunk Lights  
*(Std. on TLX-180T, TLX-190T)*
- Vinyl Exterior Graphics

**APPLIANCES AND ACCESSORIES**

- Single Door Refrigerator
- Wedgewood 2-Burner Cooktop
- Lighted Powered Range Hood
- Pre-Wire for Microwave
- Pre-Wire for Systems Monitor Panel

**INTERIOR**

- Golden Select Cabinetry
- Square Frame Flat Panel Cabinet Doors
- Tradition Harvest Wall Board
- Wood Grain Panel Refrigerator Insert Door
- Linoleum Throughout
- Wood Grain Bath Door
- Fabric Close-off Curtain to Bedroom Main Floor of Coach  
*(Std. on TLX-189QB, TLX-210QB, TLX-230BH, TLX-190T)*
- Fabric Close-off Curtain to Bedroom In Expandable Location  
*(Std. on TLX-180T, TLX-190T)*
- Fabric Close-off Curtain Bunks  
*(Std. on TLX-160BH, TLX-230BH)*
- Lower Bed Storage, Bed Lid w/Prop Rod  
*(Std. on TLX-210QB, TLX-230BH)*
- Mini Blinds all Locations Except Bunk Area

**FURNITURE**

- Queen Bed  
*(Std. on TLX-189QB, TLX-210QB, TLX-230BH)*
- Bunk Beds  
*(Std. on TLX-160BH, TLX-230BH)*
- Fabric Covered Gaucho Sofa  
*(Std. on TLX-180T)*

- 74" Jackknife Sofa IPO 64" Gaucho  
*(Std. on TLX-190T)*
- Expandable Tent (180T Front & Rear) (190T Rear Standard Front Option) (Attached Inside C-Channel to Prevent Water Entry) Continuous Piano Hinge, Key Lock, Compression Clamps Latches, 6" Bunk End Cushions, and Pre-wire for Bunk Lights  
*(Std. on TLX-180T, TLX-190T)*
- Radius Booth Dinette  
*(Std. on TLX-190T)*
- Booth Dinette w/Fabric Cushions w/Vinyl Backs  
*(N/A on TLX-190T)*

**ELECTRICAL SYSTEMS AND LIGHTS**

- Electrical Management System - 30 Amp
- Detachable 30 Amp Power Cord
- A-Frame Battery Rack
- 55 Amp Converter w/Charger
- Porch Light / Security Light
- Patio Side 120V Exterior Recept
- Double Pancake All Ceiling Locations
- Interior Ceiling Light Switches
- Single Pancake Lights at Bunk Locations  
*(N/A on TLX-189QB, TLX-180T)*

**PLUMBING AND LP SYSTEMS**

- Platinum Double Bowl Kitchen Sink w/Hi-rise Goose Neck Faucet  
*(N/A on TLX-160BH)*
- Platinum Single Bowl Kitchen Sink w/Hi-rise Goose Neck Faucet  
*(Std. on TLX-160BH)*
- 6-Gallon L.P. Water Heater
- Water Heater By-pass
- Two 20 lb. L.P. Tanks w/Automatic Changeover w/Cover
- Rotocast Holding Tanks
- Rotocast Fresh Tank

**HEATING, VENTS AND AIR CONDITIONING**

- 18M BTU Hydro Flame Electronic Ignition Furnace
- Gas Line Hook-Up at Front of Coach

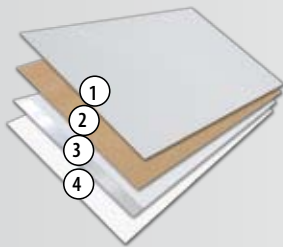
**WINDOWS, DOORS AND AWNINGS**

- Radius Windows
- Safety Glass Windows
- Galley Window
- Radius Entry Door w/Window, Dead Bolt, and Screen Door
- Exterior Entry Assist Entry Door Handle

**OPTIONS**

- Chrome Trim Ring (2) Single Axle  
*(Opt. on TLX-160BH, TLX-189QB, TLX-180T)*
- Chrome Trim Ring (4) Double Axle  
*(Opt. on TLX-210QB, TLX-230BH, TLX-190T)*
- Spare Tire Cover
- Electric Tongue Jack w/Light
- Equa Flex Suspension Single Axles  
*(Opt. on TLX-160BH, TLX-189QB, TLX-180T)*
- Equa Flex Suspension Tandem Axles  
*(Opt. on TLX-210QB, TLX-230BH, TLX-190T)*
- Expandable Tent (190T Front Only, Stabilizer Jacks Option (4))  
*(Opt. on TLX-190T)*
- Stabilizer Jacks (4)
- Canadian RV Certification
- Two Door Refrigerator  
*(Opt. on TLX-189QB, TLX-210QB, TLX-230BH, TLX-190T)*
- Microwave
- Stereo Prep
- AM/FM/CD Player w/Light, and Outside Speakers
- TV Antenna w/Cable
- 15" LCD/DVD TV
- Systems Monitor Panel - Battery Levels, Holding Tank Levels, & Water Pump Switch
- RVQ Grill w/Stand
- Decors: Dynamite, Moon Beam, Huntington Place, Tamarack
- Night Shades IPO V-Blinds All Locations Except Kitchen and Bunk Area
- Front Expandable Tent (58x81 Bed) (Attached Inside C-Channel to Prevent Water Entry) Continuous Piano Hinge, Key Lock, Compression Clamps Latches, 6" Bunk End Cushions, and Pre-wire for Bunk Lights  
*(Opt. on TLX-190T)*
- DSI 6-Gallon L.P. Water Heater
- Outside Shower
- A/C 13,500 BTU
- Awning


## CONSTRUCTION FEATURES

**ROOF LAMINATE**

1. Rubber Roof
2. Luan
3. Aluminum Frame and Foam
4. Ceiling Board

**FLOOR LAMINATE**

1. Luan
2. Luan
3. Aluminum Frame and Foam
4. Luan
5. Darco

**SIDEWALL LAMINATE**

1. Fiberglass Skin - Dent Resistant, Low Maintenance
2. Luan
3. Aluminum Frame and Foam
4. Wallboard

**YOUR DEALER:****R-VISION**

606 NELSON'S PKWY., WAKARUSA, IN 46573  
800.282.4654 • WWW.TRAIL-LITE.COM

As R-Vision constantly strives to improve our product, all specifications listed in this informative brochure are subject to change without notice or obligation. Photos may show optional equipment which is not included in the purchase price of the unit. Test drive and review a current model on your dealer's lot today.