

RAPTOR



5TH WHEEL TOYHAULERS

WWW.KEYSTONERV-RAPTOR.COM

RAPTOR

WWW.KEYSTONERV-RAPTOR.COM

IT'S HOW YOU LIVE



HOW DO YOU RA



V

versatile

[ver • sa • tile]

Capable of or adapted for turning easily from one to another of various tasks.



I

integrated

[in • te • grat • ed]

Combining or coordinating separate elements so as to provide a harmonious, interrelated whole.



P

performance

[per • for • mance]

The manner in which or the efficiency with which something reacts or fulfills its intended purpose.



APTOR?



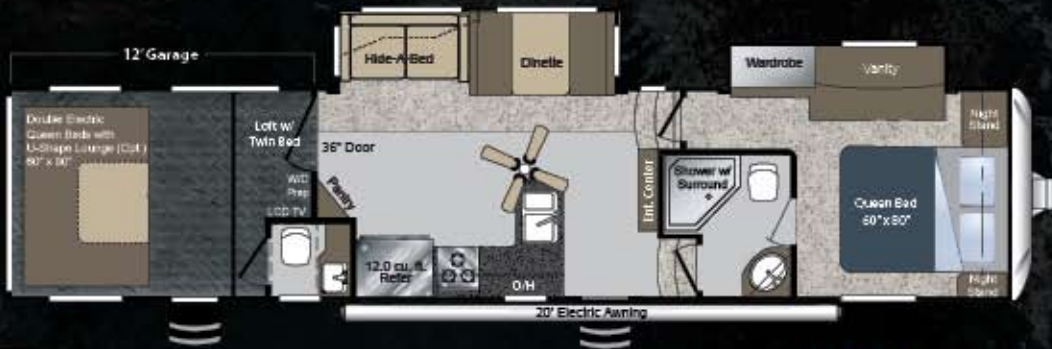
#1 IN THE TOYHAULER MARKET
6 CONSECUTIVE YEARS

[OPTIONAL REAR PATIO SYSTEM (AS SHOWN)]



#1 SELLING TOY HAULER IN NORTH AMERICA

Forget what you know about “toy haulers.” The new Raptor is not just for those who haul quads, dirt bikes and motorcycles. Smart design and floorplan innovation enables Raptor to excel at delivering multi-zone living, sophistication and your own personal style. Whether you're a growing family, hobbyists, craftsman, outdoor enthusiast, or full-timer, there's a Raptor model that enhances your lifestyle.



365LEV



365LEV SHOWN IN LANDSCAPE DECOR



NEW PATIO SYSTEM



BATHROOM VANITY





SHOWN IN LANDSCAPE DECOR

365 LEA

SONY

RAPTOR COMES EQUIPPED WITH SONY®

RAPTOR

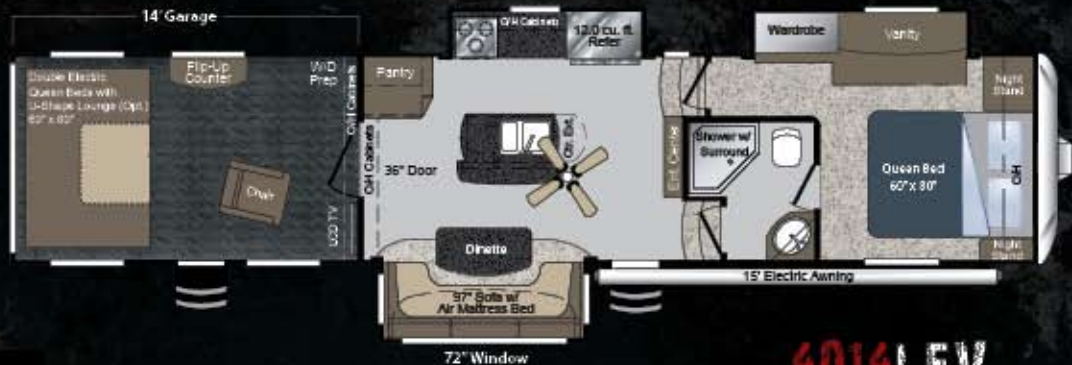
INTERIORS

www.keystonerv-raptor.com



ULTIMATE MANCAVE IS STANDARD IN THIS RAPTOR

Can't wait to hit the trails, dominate the desert or just hang out in the back country? Raptor is ready for your kind of action. *It's time to go!*



INCLUDES A HUGE 12 CU. FT. REFRIGERATOR



PLENTY OF SPACE FOR ALL OF YOUR TOYS



ENTER HERE
168 SQ. FT.
**OF CARGO/
LIVING SPACE!**



RAPTOR COMES EQUIPPED WITH BEAUFLOR®

SHOWN IN TWILIGHT DECOR

4014 LEA

RAPTOR

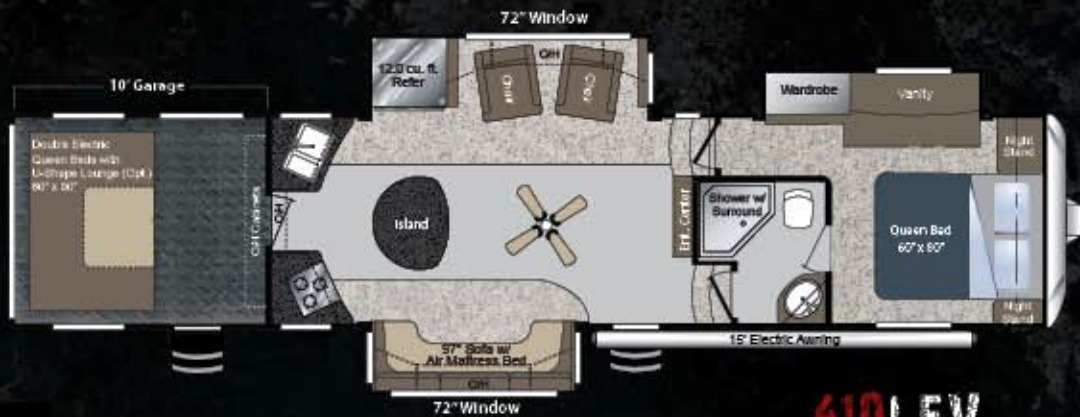
INTERIORS

www.keystonerv-raptor.com



WELCOME TO THE SUITE LIFE WITH A FULL WARDROBE SLIDE

Sofa, recliners, dining table, residential kit...clearly this toyhauler didn't get the memo. Even at the conclusion of a very eventful day, escape to the newly designed master suite of the Raptor. You will be surrounded by an oasis of comfort and convenience. *Welcome Home!*



410LEV



A PLACE TO KICK BACK AND RELAX



LARGE LIVING SPACE FOR EVERYONE TO ENJOY



BUNK BEDS IN GARAGE





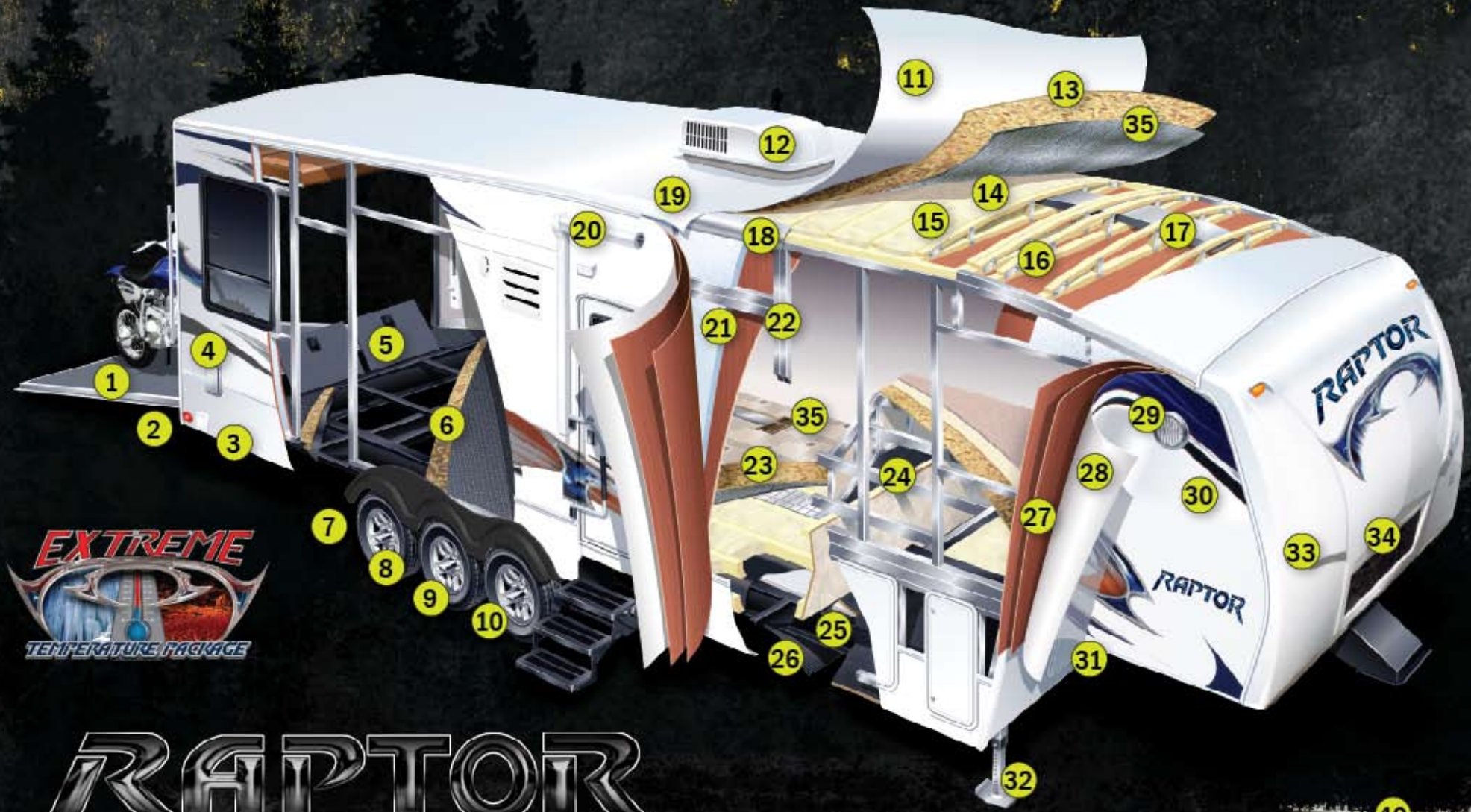
SHOWN IN ECLIPSE DECOR

410 LEA

RAPTOR

INTERIORS

www.keystonerv-raptor.com



RAPTOR

CONSTRUCTION AND FEATURES



- 1 Light weight, rear gate
3,000 lb. capacity w/ spring assist
- 2 LED brake lights
- 3 Electric rear stabilizer jacks
- 4 Ram air ventilation
- 5 Infloor storage bins
- 6 1" garage floor decking
- 7 16" E-rated radial tires
- 8 Aluminum wheels
- 9 Drum brakes - all wheels
- 10 6,000 lb. axles
- 11 One-piece EDPM rubber roof
w/ 12 year warranty
- 12 15,000 BTU A/C
- 13 3/8" OSB roof decking
- 14 Wired and braced for a 2nd A/C
- 15 Rolled fiberglass insulation
- 16 5" wood trusses 16" on center
- 17 Aluminum wrapped A/C duct
- 18 Aluminum radius roof transition molding
- 19 Vented attic
- 20 Electric patio awning
- 21 High density solid block insulation foam
- 22 2" welded aluminum wall studs
- 23 5/8" seamless floor decking
- 24 3" welded aluminum floor
- 25 10" or 12" I-Beam chassis
- 26 Fluted polypropylene enclosed underbelly
- 27 Double layer luan w/ staggered seams
- 28 Fully laminated sidewalls
- 29 Security light
- 30 High-gloss exterior
- 31 On board generator (optional)
- 32 Electric front jacks
- 33 Front cap designed for better turning radius
- 34 Hitch vision
- 35 Extreme temperature package with astro-foil
- 36 Garage LCD TV can be mounted in
pass-thru storage area
- 37 Equa-Flex suspension system
- 38 Dual 30 gallon fuel station (select models)
- 39 Toy Lock system — a fifteen foot braided
retractable cable allowing for peace of mind
while you're away from your prized possessions
- 40 Convenience Docking Center — hot / cold
shower, tank flush, winterization by-pass,
fresh water fill, cable/satellite connections,
and battery quick disconnect

Raptor, the history of

To understand what Raptor is and where we are headed you need to understand the beginning.

A brand built by and for its end user, allowing the voice of the collective toy hauler customer to manifest in what would become the **#1 selling**

FWTH in the industry. Over the first several years

we adapted, listened and responded and were rewarded with unprecedented growth, firmly establishing our #1 position in the TH market for 6 consecutive years!

There is (or should be) a point in every brand's evolution where some serious self reflection is

in order. After doing this, Raptor learned a truth about itself that had been there all along. **We are in the business of enhancement and innovation.**

As a matter of fact, the entire RV industry is about enhancement. The Toy Hauler segment embodies that sentiment more than any other, and Raptor screams it louder than any other brand. We are in the **LIFE ENHANCEMENT BUSINESS.** We build the ultimate **LIFE ENHANCEMENT VEHICLE.**

Whether it is your favorite waterside spot, desert oasis, wooded retreat, motor cross event, or NASCAR race, we are in the business of providing a way to enhance each and every one of your favorite destinations and experiences. It is a mindset, it is a lifestyle, it is a laser focus on helping every Raptor customer maximize their experience. In our pursuit of the ultimate **LIFE ENHANCEMENT VEHICLE,** we only have one question -

HOW DO YOU RAPTOR?

RAPTOR

5TH WHEEL FLOORPLANS



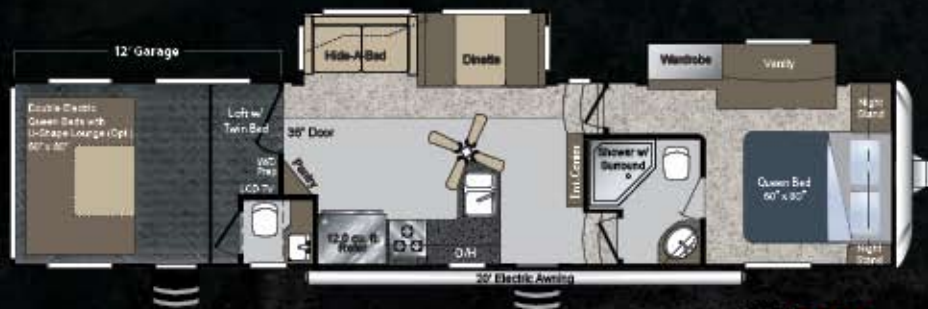
3912 LEV



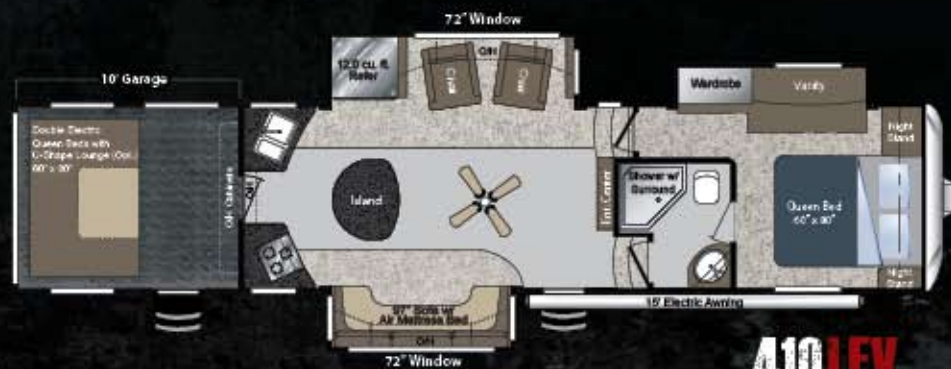
300 MP



400 RBG



365 LEV



410 LEV



3812 TS



4014 LEV



MORE STANDARD FEATURES THAN ANY OTHER SPORT UTILITY TRAILER ON THE MARKET

INTERIOR

- 8 Cu. Ft. Refrigerator / 12 Cu. Ft. (Select Models)
- 12-Gal. Gas/Electric DSI Water Heater
- Residential Microwave
- 3 Burner Range w/ 22-inch Oven
- Range Cover, Sink Cover
- Upgraded Residential Pull-Out Kitchen Faucet
- Solid Surface Counter Tops
- Large 60/40 Kitchen Sink
- Bar Stools (2)(Select models)
- Hardwood Cabinetry w/ Maple Raised Panel Doors
- 100# Full Extension Ball Bearing Drawer Guides
- Residential Ceiling Fan w/ Light
- Wooden Crown Molding
- Night Shades
- Air Mattress Sofa Bed (Queen)
- Side Aisle Master Bath
- Power Vent In The Master Bathroom
- Porcelain Foot Flush Toilet
- Shower Surround
- Skylight in Shower
- Towel Hooks in Bath
- Wooden Residential Interior Door w/ Glass Insert
- Cable / Sat. Prep
- Cargo Carpet

- TV Antenna w/ Booster and Bedroom TV Hook-up
- Raptor Control Panel w/ Fuel Gauge
- Wired & Framed for Second A/C in Bedroom
- Automatic Transfer Switch with Generator Prep
- Battery Quick Disconnect
- 50 Amp Service
- 15,000 BTU Air Conditioner
- 110-Gallon Fresh Water Tank
- Washer Dryer Prep (select models)
- Ducted A/C Into Garage
- Ducted Heat Into Garage (Select models)

EXTERIOR

- High Gloss Exterior Sidewalls
- Radius Roof w/ One-Piece Rubber Walk-on Roof (EPDM) and A 12 Year Warranty
- Convenience Center (All System Hook-Ups Located In One Area)
- On Board Fuel Station (30 Gallon Capacity) 2nd 30 Gallon Tank (on Select models)
- Exterior Cable / Sat Hook-up
- Rear Spotlights
- 3 Large Outdoor Activity Lights
- Dometic One Touch Electric Awning
- Easy Glide Radius Steps

- Large Fold-Away Entry Assist Handle
- Outside Shower / Hot and Cold w/ 25' Coil Hose
- Large Tinted Safety Glass Windows w/ 80% Tint
- Huge Pass-Through Storage
- 1" Slam Latch Baggage Doors
- Detachable Aluminum Roof Ladder
- ABS Hitch Cover
- Rain Gutters with Extended Drip Spouts
- Ram Air Ventilation System In Garage
- Toy Lock (Keep Your Toys Safe While You Sleep)
- New Upgraded Graphics Package
- Fiberglass Front Cap W/ Max Turn Technology
- Black Tank Flush
- Spare Tire
- Power Front And Rear Jacks
- Equaflex Suspension
- 6,000 lbs. Ultra Lube Axles
- Premium 8 Lug 16-inch "E" Rated Radial Tires
- Heated And Enclosed Underbelly
- Double Welded Aluminum Construction
- Hydraulic Slide Rooms (select models)
- 5" Pre-Engineered Truss Roof Rafters

INDUSTRY EXCLUSIVE STEREO SYSTEM

- Sony® 32" LCD/HD TV
- Sony® Exterior Marine Speakers(2)
- Sony® Interior Speakers(4)
- Sony® Garage Speakers(2)
- Sony® 10-inch Sub Woofer
- Sony® AM/FM/DVD/CD/MP3 Player
- Sony® 500 Watt Amplifier

OPTIONS

- 2nd A/C (Low Profile 13.5K BTU)
- Swivel Rocker, Recliner Chairs (2)
- Double Electric Queen Beds w/ Lower U-Shaped Dinette
- Rear Door - Screen Wall
- Free Standing Dinette with Four Chairs (Available in Select models)
- Onan 5,500 Watt Gas Generator
- Dual Pane Windows
- Rear Patio System w/ Side Rails and Awning

SAFETY OPTIONS

- Carbon Monoxide Detector
- Smoke Detector
- LP Gas Detector
- Fire Extinguisher

WEIGHTS AND MEASUREMENTS

| Model | 300MP | 365LEV | 3812TS | 3912LEV | 400RBG | 410LEV | 4014LEV |
|-------------------|--------|--------|--------|---------|--------|--------|---------|
| Shipping Weight | 11246 | 13230 | 13227 | 13631 | 13263 | 13565 | 13590 |
| Carrying Capacity | 3144 | 4770 | 4773 | 4369 | 4737 | 4435 | 4410 |
| Hitch | 2390 | 2970 | 2980 | 3155 | 2880 | 2825 | 3180 |
| Length | 35' 5" | 40' 6" | 39' 7" | 41' | 41' 7" | 41' 7" | 41' 7" |
| Height | 13' 1" | 13' 1" | 13' 4" | 13' 4" | 13' 4" | 13' 4" | 13' 4" |
| Fresh Water | 110 | 110 | 110 | 110 | 110 | 110 | 110 |
| Waste Water | 39 | 78 | 39 | 69 | 39 | 39 | 39 |
| Gray Water | 78 | 78 | 69 | 69 | 69 | 69 | 78 |
| LPG | 60 | 60 | 60 | 60 | 60 | 60 | 60 |
| Awning | 18' | 20' | 20' | 15' | 15' | 15' | 15' |

* Weights reflect a fully equipped coach.

DECOR OPTIONS



TWILIGHT



LANDSCAPE



ECLIPSE

MORE STANDARD FEATURES THAN ANY OTHER SPORT UTILITY TRAILER ON THE MARKET

INTERIOR

- Raptor SE Interior
- 8 Cu. Ft. Refrigerator
- 6-Gal. Gas/Electric DSI Water Heater w/ Quick Recovery
- Residential Microwave
- 3 Burner Range w/ 22-inch Oven
- Large 60/40 Kitchen Sink
- High Rise Faucet
- Laminate Counter Tops
- Maple Hardwood Cabinetry w/
- 100# Full Extension Ball Bearing Drawer Guides
- Night Shades
- Queen Air Mattress (select models)
- Power Vent In The Master Bathroom
- Porcelain Foot Flush Toilet
- Shower Surround
- Skylight in Shower
- Residential Interior Door w/ Glass Insert (select models)
- Cable / Sat. Prep
- TV Antenna w/ Booster
- Bedroom TV Hook-up
- Raptor Control Panel w/ Fuel Gauge
- Braced and Wired for Second A/C (FW)
- Automatic Transfer Switch with Generator Prep
- Battery Quick Disconnect

- 30 Amp Service TT's
- 50 Amp Service FW's
- 15,000 BTU Air Conditioner
- Ducted A/C Into Garage

EXTERIOR

- Convenience Center (All System Hook-Ups Located In One Area) (FW)
- Outside Shower
- Black Tank Flush
- 30 Gallon Fuel Station
- Exterior Cable / Sat Hook-up
- Rear Spotlights (FW)
- Outdoor Activity Light
- Dometic One Touch Electric Awning (30FS 2-8' Manual Awnings)
- Easy Glide Radius Steps
- Large Tinted Safety Glass Windows w/ 80% Tint
- Huge Pass-Through Storage (FW)
- 1" Slam Latch Baggage Doors (FW)
- Detachable Aluminum Roof Ladder (FW)
- Rain Gutters with Extended Drip Spouts
- Aluminum "RAM" Air Ventilation System In Garage
- Fiberglass Front Cap

- Spare Tire
- 6,000# Ultra Lube Axles (NA 21FB)
- Premium 8 Lug 16" "E" Rated Radials (NA 21FB)
- (21FB 5,200# Ultra Lube Axles)
- (21FB 6 Lug 15" "E" Rated Radials)
- Heated And Enclosed Underbelly
- Double Welded Aluminum Construction
- Filon Exterior Sidewalls
- Hydraulic Slide Rooms (select models)
- 5" Pre-Engineered Roof Truss Rafters (FW)
- One Piece EPDM Rubber Roof (12 year warranty)

RAPTOR SE ENTERTAINMENT SYSTEM FIFTH WHEELS

- Sony® 32" LCD/HD TV
- Sony® AM/FM/CD/DVD/MP3 Player
- 4 - Interior Speakers
- 2 - Exterior Marine Speakers
- 2 - Garage Speakers

RAPTOR ENTERTAINMENT SYSTEM TRAVEL TRAILERS

- 22" LCD/HD TV w/ Built in DVD Player
- Sony AM/FM/CD/MP3 Player
- 4 - Interior Speakers
- 2 - Exterior Marine Speakers

OPTIONS

- Double Electric Queen Beds
- Rear Screen Enclosure
- Onan 5,500 Watt Generator (FW)
- Onan 4,000 Watt Generator (TT)
- Dual Pane Windows

SAFETY PKG

- Carbon Monoxide Detector
- Smoke Detector
- LP Gas Detector
- Fire Extinguisher

WEIGHTS AND MEASUREMENTS

| Model | 21FB | 26FS | 30FS | 297SE |
|-------------------|--------|--------|--------|--------|
| Shipping Weight | 6250 | 7335 | 8330 | 10245 |
| Carrying Capacity | 4750 | 4165 | 4170 | 3885 |
| Hitch | 1130 | 850 | 1150 | 2130 |
| Length | 24' 5" | 29' | 34' | 34' |
| Height | 12' | 12' 3" | 12' 3" | 13' 1" |
| Fresh Water | 86 | 86 | 86 | 86 |
| Waste Water | 30 | 30 | 30 | 39 |
| Gray Water | 30 | 30 | 30 | 78 |
| LPG | 40 | 40 | 40 | 60 |
| Awning | 16' | 8' (2) | 8' (2) | 16' |

* Weights reflect a fully equipped coach.

DECOR OPTIONS



TWILIGHT



LANDSCAPE



ECLIPSE

HOW DO YOU RAPTORS?



21FB



26FS



30FS



207SE FIFTH WHEEL



RAPTOR

30FS

SHOWN IN TWILIGHT DECOR



RAPTOR

26FS

SHOWN IN TWILIGHT DECOR

TRAVEL TRAILER AND SE FIFTH WHEEL TOYHAULERS

RAPTOR



IT'S HOW YOU LIVE



Look for Raptor Key Features Video on our website!

WWW.KEYSTONERV-RAPTOR.COM

RAPTOR DEALER:



Go RVing
Life's A Trip

2642 Hackberry Drive
PO Box 2000
Goshen, IN 46527-2000
(574) 535-2100



Keystone RV
Company

www.keystonerv.com

Product information is as accurate as possible as of the date of publication of this brochure. Features, floor plans, and specifications are subject to change without notice. Please also consult Keystone's web site at keystonerv.com for more current product information and specifications. Tow Vehicle Disclaimer: CAUTION: Owners of Keystone recreational vehicles are safety responsible for the selection and proper use of tow vehicles. All customers should consult with a motor vehicle manufacturer or their dealer concerning the purchase and use of suitable tow vehicles for Keystone products. Keystone disclaims any liability or damages suffered as a result of the selection, operation, use or misuse of a tow vehicle. KEYSTONE'S LIMITED WARRANTY DOES NOT COVER DAMAGE TO THE RECREATIONAL VEHICLE OR THE TOW VEHICLE AS A RESULT OF THE SELECTION, OPERATION, USE OR MISUSE OF THE TOW VEHICLE. 11/2010

November 2010