

ALPINE

# ALPINE



**Keystone RV  
Company**

[www.Keystone-Alpine.com](http://www.Keystone-Alpine.com)



# ALPINE

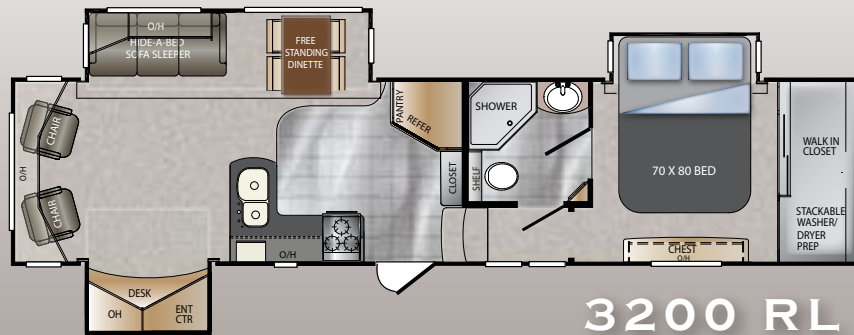


The Alpine was brought to life as the next generation in the High Profile 5th Wheel market and to set a new standard in luxury and innovation. The Alpine was crafted and engineered by the industry's leading innovators at Keystone RV in an effort to bring a product to the market that surpassed your expectations in quality, aesthetics, and livability. From the industry's most elaborate graphics package to class "A" style Slam Baggage doors; from sturdy 12" I-Beams to the Bed-rock laminated floors; and from beautiful Glazed Grand Cherry hardwoods to stunning stainless steel appliances—we've aggressively attacked these principals. To top it all off, the Alpine is the most competitively priced high-profile luxury fifth wheel available today. Come experience the industry's most cutting edge floorplans and amenities. Introduce yourself to the industry's PEAK of Luxury and Innovation...The Alpine.

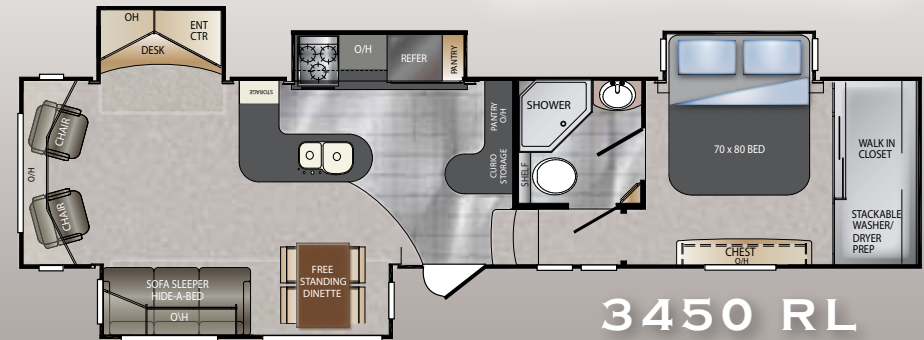


# FLOORPLANS

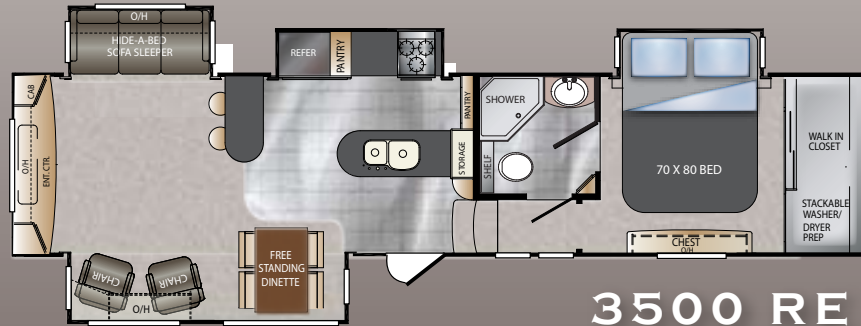
# ALPINE



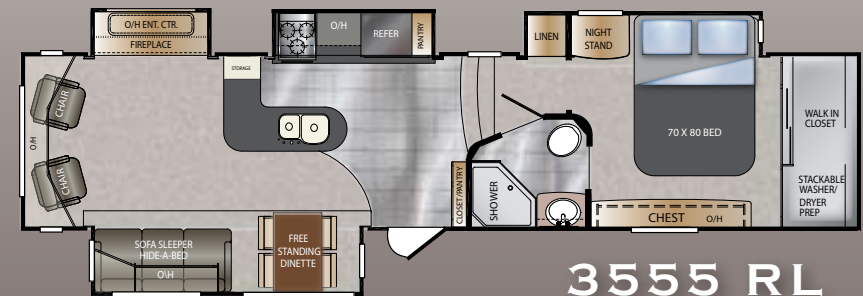
3200 RL



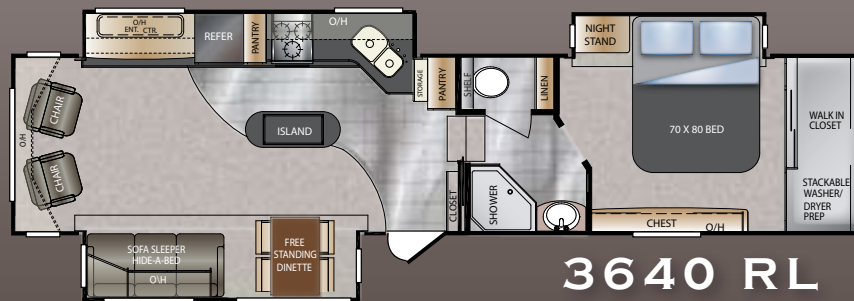
3450 RL



3500 RE



3555 RL



3640 RL



3700 RE

	3000 RL	3450 RL	3500 RE	3555 RL	3640 RL	3700RE
SHIPPING WEIGHT	11530	12245	12287	TBD	12320	TBD
CARRYING CAPACITY	3970	3255	3213	TBD	3180	TBD
HITCH	2345	2240	2235	TBD	2535	TBD
EXTERIOR LENGTH	37' 8"	39' 1"	39' 2"	39' 2"	39' 11"	39' 5"
EXTERIOR HEIGHT	12' 6"	12' 8"	12' 8"	12' 8"	12' 8"	12' 8"
FRESH WATER GAL.	66	66	66	66	66	66
WASTE WATER GAL.	50	50	50	50	50	50
GRAY WATER GAL.	82	82	82	82	82	82



## EXTERIOR FEATURES

### MAX TURN HIGH-GLOSS FIBERGLASS FRONT CAP & REAR FEATURING:

- 30% better turning radius
- Aerodynamic design w/ 18% better drag efficiency
- Hitch Assist back up mirror w/ lights
- High Gloss exterior sidewalls, baggage doors, and entry door
- Class "A" style dual latch "slam" baggage doors
- Keyless Entry
- Easy open 4-step entry steps w/ recessed rope lighting for visibility
- Super-size 6'4" tall, 30" wide entry door
- Motion activated porch lighting
- Deluxe Graphics package
- High Gloss fiberglass rear cap
- Reverse (back up) lights
- One piece polypropylene underbody
- Triple insulated, ducted and heated holding tanks

### ALL-IN-ONE "WATERWORKS" EXTERIOR UTILITY CENTER FEATURING:

- Easy siphon winterization system
- Water heater bypass
- Enclosed low point drain valves
- Ducted heat for cold weather protection
- Dump valves
- Soap dispenser
- 110V outlet
- Black tank spray hookup
- 16" E-load radial tires w/ 8 wheel lugs
- Heavy duty 7,000lb axles
- Easy lube axles
- 12" -Beams with Z-frame technology

### TRAIL-AIR® EQUA FLEX SUSPENSION FEATURING:

- Improved impact absorption
- Improved axle equalization
- Greasable "wet" bolts
- Long lasting 1/2" steel shackle plates
- Long lasting bronze bushings
- "No Sweat" vented attic system
- 50AMP service w/ detachable power chord
- Hydraulic selector valves for slideouts
- Power front landing jacks w/ 8" diameter all-terrain landing pads
- Gutters w/ rain spouts
- Rear Ladder
- One-Touch electric awning package w/ adjustable arms
- Tinted 80% safety-glass windows
- Electric rear jacks

## INTERIOR FEATURES

### UPGRADED APPLIANCE PACKAGE FEATURING:

- Stainless steel stove, range, micro/convection
- 30" Convection oven/microwave
- Amana sealed burner range w/ 22" oven
- 12 Gallon DSI 2-way water heater
- 42,000BTU furnace
- Digital "Smart" Thermostat with dual zone capability
- Heavy duty residential ball bearing drawer guides
- Extra deep, fully extendable drawers

### DELUXE CORIAN PACKAGE FEATURING:

- Corian Countertops
- Flush Mounted Corian range cover
- Corian sink cover
- Stainless steel extra deep sink with dual bowls
- High rise, single lever kitchen faucet
- Maximized kitchen storage w/ more drawers and pantry space

### SUPER CINEMA PACKAGE FEATURING:

- Huge LCD TV
- True surround sound system w/ subwoofer and directionals
- Name brand DVD player
- Digital TV antenna w/ built in booster
- Dual cable & satellite hookups
- "Sleep & Store" upgraded sofa and air mattress in LR
- 4 high back dinette chairs with built in storage
- Residential dinette w/ wide base, hidden leaf, and center storage
- Extra tall 6'5" main slide height
- Day/night shades
- Ceiling fan with upgraded lighting fixtures
- Electric roof vent in kitchen
- Telephone jack
- LP leak detector
- "One Place Command Center" centrally located operational switches & gauges
- Huge 38" garden shower with molded seat
- Translucent glass shower door & enclosure
- Hand held massaging shower head
- Skylight over shower
- Porcelain toilet
- Single level master bedroom suite
- Residential 70"x80" king bed
- "Cloud Nine" pillow top mattress
- Residential style headboard
- Cross ventilation bedroom windows where available
- Quilted bedspread and pillows

## ALPS PACKAGE

### NORTH FACE INSULATION PACKAGE:

- Triple insulated
- Heated basement
- Heat ducting to tanks
- Heated "Water Works" area

### SURE-ROAD BUNDLE:

- Class "A" style slam baggage doors
- Front & Rear power jacks
- High gloss sidewalls & doors
- Electric one-touch awning
- Equa-Flex suspension system

### GOLD KEY SECURITY BUNDLE:

- Outside motion activated lighting
- Automatic threshold lighting
- Keyless Entry

### BEDROCK BUNDLE

- Double laminated flooring
- 12" I-beams w/ Z-frame technology
- Industry's largest pass-through storage



LOOK FOR ALPINE  
WALK AROUND VIDEOS  
ON OUR WEBSITE!

## CHATEAU PACKAGE

### WHISPER AIR BUNDLE:

- 15,000BTU A/C w/ cold air return vents
- Digital "Smart" Thermostat with dual zone capability
- Heat Pump
- Dual zone temperature control

### REWARDS INTERIOR BUNDLE:

- Glazed Grand Cherry w/ hardwood doors, drawers, stiles & Fascia
- Premium sofa w/ air mattress
- Huge LCD TV
- 12G DSI water heater
- 1000W surround sound with sub woofer

### ULTIMATE KITCHEN BUNDLE:

- Corian Countertops, sink, and range cover
- Stainless steel appliances
- Range w/ sealed burners & 22" oven
- 30" Convection oven/microwave
- Maximized kitchen storage w/ more drawers and pantry space

### RETREAT COLLECTION:

- Deluxe Glazed Grand Cherry wardrobe doors
- Cedar lined walk-in closet w/ dressing bench and storage
- Stackable washer/dryer prep
- Cloud Nine pillow top mattress

## OPTIONS

- |                     |                       |                     |                       |
|---------------------|-----------------------|---------------------|-----------------------|
| • Trail Air Pin Box | • 13 cu ft Refer      | • Bedroom A/C       | • Winterization Kit   |
| • Slide Awning Pkg  | • Central Vac         | • Dual Pane Windows | • Canadian Compliance |
| • Gen Prep          | • Electric Fireplace  | • End Table w/ Lamp | • RVIA Seals          |
|                     | • Vent Fan in bedroom | • 2 Bar Stools      | • Go RVIA MEP Fee     |

## PURCHASING YOUR RV LOCALLY

It's up to you where you purchase your new Alpine, but may we suggest your local dealer? Not only does it help your local economy and provide jobs, but it will also give you an opportunity to develop a service relationship with someone that will come to know you and your coach. Keep in mind, a dealer is required to provide warranty work on units they sell, but are not obligated to provide service on units bought elsewhere. Congratulations on finding the best built, best equipped, best value in the industry, and happy travels!

Go RVing  
LITERATURE

Member  
**RVIA**  
RECREATION VEHICLE  
INDUSTRY ASSOCIATION



**Keystone RV  
Company**

www.keystonerv.com

**ALPINE**

2642 Hackberry Drive | PO Box 2000 | Goshen, IN 46527-2000 | (574) 535-2100

Product information is as accurate as possible as of the date of publication of this brochure. Features, floor plans, and specifications are subject to change without notice. Please also consult Keystone's web site at www.keystonerv.com for more current product information and specifications. Tow Vehicle Disclaimer. CAUTION: Owners of Keystone recreational vehicles are solely responsible for the selection and proper use of tow vehicles. All customers should consult with a motor vehicle manufacturer or their dealer concerning the purchase and use of suitable tow vehicles for Keystone products. Keystone disclaims any liability or damages suffered as a result of the selection, operation, use or misuse of a tow vehicle. KEYSTONE'S LIMITED WARRANTY DOES NOT COVER DAMAGE TO THE RECREATIONAL VEHICLE OR THE TOW VEHICLE AS A RESULT OF THE SELECTION, OPERATION, USE OR MISUSE OF THE TOW VEHICLE. 09/2010