

FOREST RIVER

XPLOR

TOY HAULERS

ACCELERATE YOUR LIFESTYLE

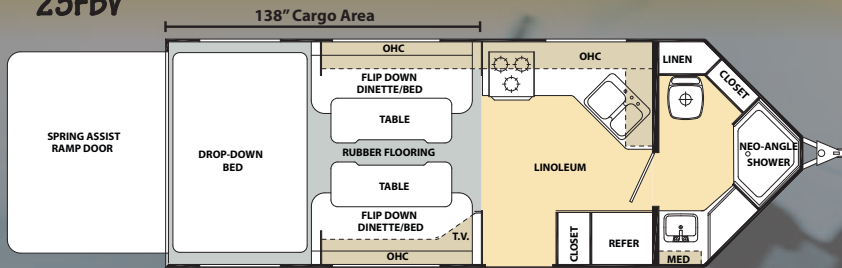


XLR Toyhaulers offer you the freedom to do what you enjoy in style and comfort. Every floorplan has been designed to give you room for all your "toys" and accomodate the needs of your active lifestyle. XLR does this without making any sacrifice to quality or features . Whether you are looking for a Travel Trailer or a Fifth Wheel XLR has plenty of versatile and functional floorplans to choose from.

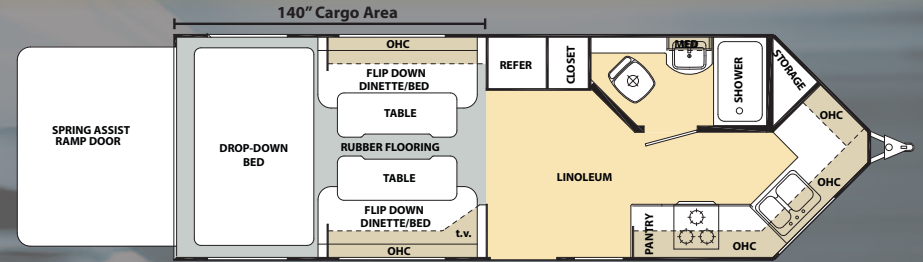
Graphite Interior in the 29CKV



23FBV



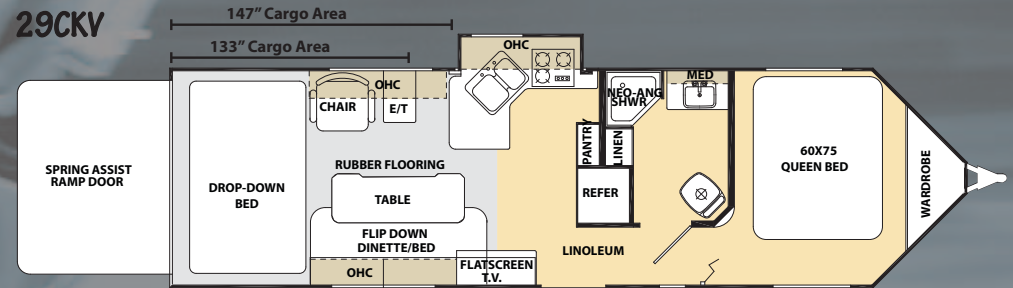
25FKV



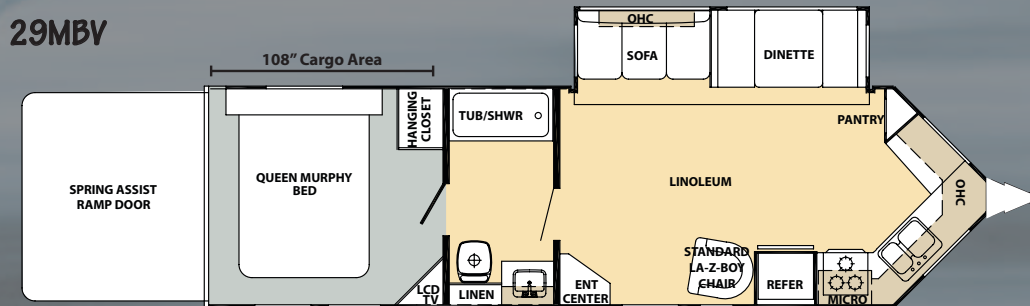
Convenience Package (Mandatory)
 13.5K BTU A/C, Spare Tire, Black Tank Flush, Awning, Detachable Ladder, 20K BTU Furnace, 6 gal DSI Water Heater, Hid-N-Screen

Extreme Package
 Heated Tanks, Enclosed Underbelly, Dual Pane Windows, Double Insulation in Roof

29CKV



29MBV

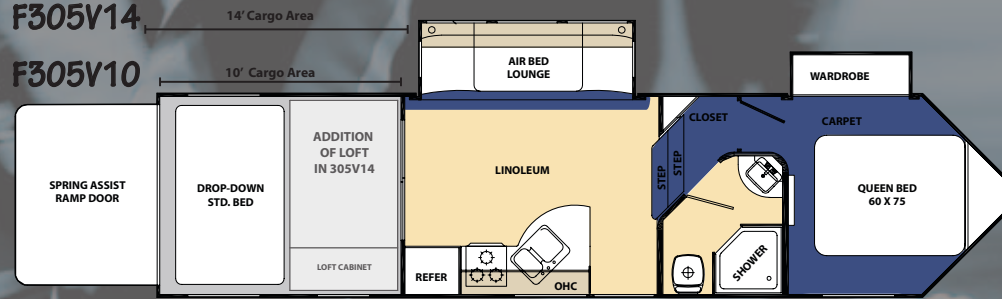


XLR LITE SPECIFICATIONS

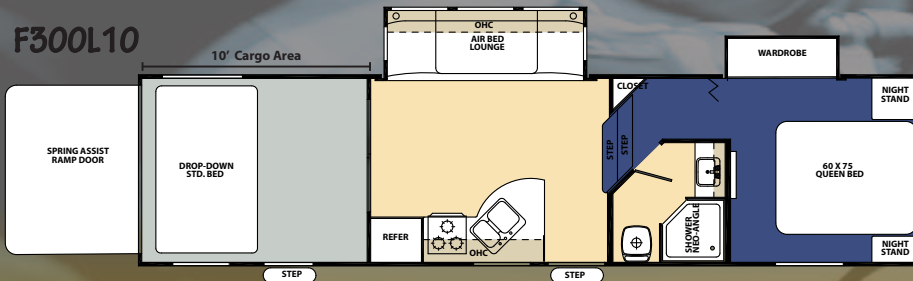
Model	23FBV	25FKV	29CKV	29MBV	F305V10	F305V14	F300L10
Hitch Weight	779	1014	1304	1364	1730	1919	1504
Ship Weight	6064	6226	7329	7385	9649	11736	10789
GVWR	10939	11163	11464	11524	13730	18000	13540
CCC	4875	4937	4135	4139	4081	6264	2751
Ext. Length	25'0"	27'9"	32'3"	31'6"	36'0"	36'0"	36'0"
Ext. Height	11'0"	11'0"	11'0"	11'0"	13'2"	13'2"	13'2"
Fresh Water	100	100	100	100	100	100	100
Gray Water	32	32	32	64	64	64	64
Black Water	32	32	32	32	32	32	32
Awning Size	18'	18'	18'	23'	18'	18'	18'

F305V14

F305V10



F300L10





35X10/12 shown with Optional Party Dinette and Blaze Interior



The spacious master suite in the XLR includes mirrored wardrobe and dual night stands.



Standard booth dinette and sofa in Blaze interior (above), Copper interior (left).



After a hard day of riding, sit down and relax in the spacious comfort of an XLR Fifth Wheel (Shown above). Once you've had a little time to recharge your batteries and discuss the days events, make a great meal to feed the troops. You will find it easy in a kitchen that provides plenty of storage and style, complete with our STANDARD Glass Cook Top with Sealed Burners and Half-Time Oven. When it's time to turn in there's plenty of room for everyone with our optional Dual Electric beds. With XLR you always get comfort, convenience and quality!



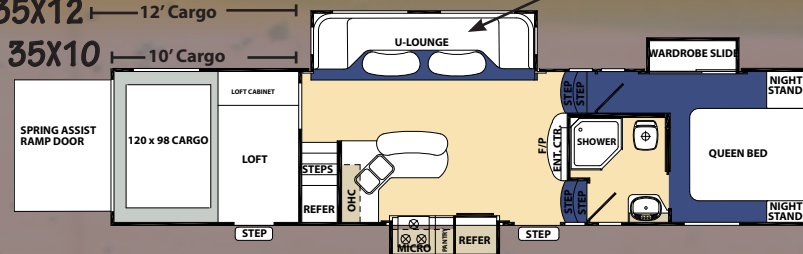
The XLR Cargo Area Optional Dual Electric Beds with Bottom Couch Combo.



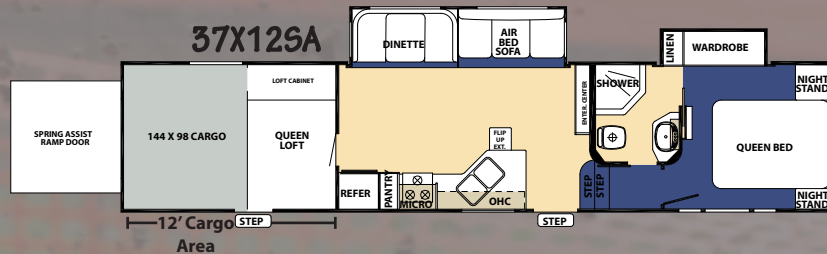
35X14 — 14' Cargo — Optional Party Dinette (Available on all XLR Fifth Wheel Models)

35X12 — 12' Cargo —

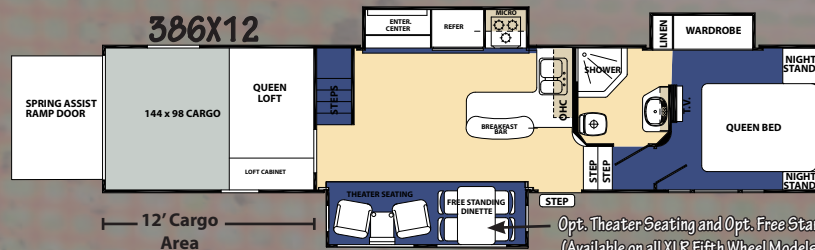
35X10 — 10' Cargo —



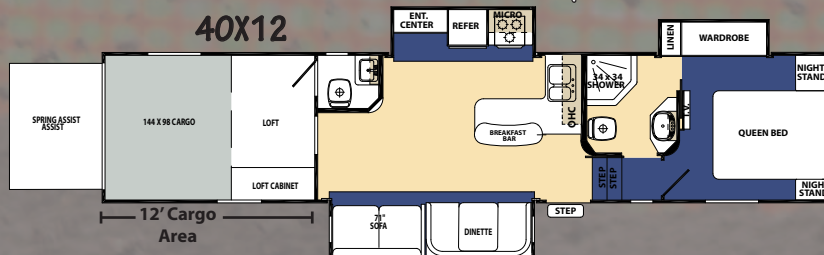
37X12SA



386X12



40X12



XLR SPECIFICATIONS

Model	35X10	35X12	35X14	37X12SA	386X12	40X12
Hitch Weight	2389	2300	2977	2995	TBA	2522
ShipWeight	12744	13402	13648	13440	TBA	14554
GVWR	18000	18000	18000	18000	TBA	18000
CCC	5256	4598	4352	4560	TBA	3446
Ext. Length	38'1"	39'11"	41'11"	39'6"	TBA	41'8"
Ext. Height	13'2"	13'2"	13'2"	13'2"	TBA	13'2"
Fresh Water	100	100	100	100	TBA	100
Gray Water	86	86	86	86	TBA	54
Black Water	32	32	32	54	TBA	108
Awning Size	21'	21'	21'	21'	TBA	14'

XLR CONSTRUCTION & EXTERIOR

- 102" Wide Body Design
- Double Welded Aluminum Frame w/ Superior, Vacuum Bonded Laminated Sidewalls
- High Gloss Gel Coat Fiberglass Exterior for Easy Maintenance and Resistance to UV Rays
- Frameless, Tinted Safety Glass Windows w/ Butyl Rubber Seals for Superior UV & Weather Protection
- Aggressive Gel Coated Fiberglass Front Cap with improved turning radius
- Bright LED Clearance Lights w/ Longer Life than Traditional Filament Lights
- Side Scare Lights
- Patio Light
- Reverse Activated Rear Flood Lights
- NitroFill™ Radial Tires
- Spare Tire w/ Underbelly Tire Carrier
- Generator Prep w/ Fuel Tank and Transfer Switch (N/A 23FBV, 25FKV, 29MBV)
- Full Walk on Roof w/ 5" Engineered Bow Truss Rafters and 3/8" Decking
- One Piece, Two Ply Rubber Roof
- Rain Gutters w/ Extended Spouts
- 12V Battery Disconnect
- Black Tank Flush
- Convenient Cable TV Hook-up
- Detachable Exterior Ladder
- Exterior Marine Grade Speakers
- Easy Glide Radius Entry Steps
- Folding Assist Handle at Main Entry

XLR LIVING AREA

- Choice of 3 Contemporary Interior Fabric Décors
- Rich Autumn Cherry Cabinets w/ Contrasting Accents
- Brushed Nickel Hardware
- Fabric Covered Lambrequins w/ "XLR" Branding
- Residential Berber Carpet Enhances the Contemporary Interior

- One Piece, Radius Cut Vinyl Flooring Eliminates Lifting Seams and Cold Cracking
- Stay Cool Fluorescent Lighting
- Wall Switched Ceiling Lights in Key Locations
- Recessed Lighting w/ Dimmer Control Switches
- Swivel Mount TV Antenna w/ Power Booster
- Flush Floor Slide Outs
- Skylights in Living Room Furniture Slide Outs
- Air Bed Sofa w/ Extra Large Drawer Storage (N/A 23FBV, 25FKV, 29CKV)
- AM/FM/CD/DVD/MP3 Player w/ I-Pod Doc and Remote Control
- 35,000 BTU Ducted Furnace

XLR KITCHEN

- Half Time, Microwave, Convection Oven
- American Stonecast Undermount Kitchen Sink
- Sink Cover/Cutting Board
- Predrilled and Counter Sunk Screw Fastened Cabinetry
- Under Cabinet Lighting to Illuminate Work Area

XLR BEDROOM

- Fixed Queen Bed w/ Residential Pillow Top Mattress
- Under Bed Storage w/ Gas Struts for Easy Access (Fixed Beds Only)
- Coordinated Bedspread w/ Decorative Pillow Shams (Fixed Beds Only)
- Bedroom TV Hookup

XLR BATHROOM

- Large 100 Gallon Demand Fresh Water System
- Neo-Angle Garden Tub/Shower with Glass Shower Door (N/A 25FKV, 29MBV)
- One Piece Surround
- Brushed Nickel Faucet in Shower
- Skylight over Shower (N/A 23FBV)
- Foot Flush Porcelain Toilet

- Fantastic Fan for Enhanced Ventilation
- Large Medicine Cabinet w/ Mirror and Overhead Make-Up Lights

XLR CARGO

- Oil and Gas Resistant Rubber Floor and Ramp Door
- Hinged Spring Assisted Ramp Door
- 5,000 lb Steel Reinforced D-Ring Tie Downs (Qty. 8)
- Diamond Plate Tread-Guard
- Retractable Hid-N-Screen™
- Side "Pop Vents" for Increased Air Flow
- Ducted A/C Vent for Added Comfort
- Ducted Heating (N/A 40X12)

XLR SAFETY PACKAGE

- Break-away Switch at Hitch
- Interior Shut-Off Switch for Optional Fuel Station
- Dead Bolt Lock on Entrance Doors
- Ground Fault Interrupter (GFI) in Kitchen, Bathroom, and Exterior Patio Outlets
- Smoke Detector
- Carbon Monoxide Detector
- LP Gas Leak Detector
- Fire Extinguisher

XLR POPULAR OPTIONS

- Removable Cargo Carpet
- Mobile Fuel Station w/ 30 Gallon Fuel Tank



Forest River has yet another exclusive feature to offer: One year of free roadside assistance will be given to every new XLR customer. This is just one more way to say "Thank you" and to ensure an enjoyable traveling experience.

Fifth Wheel Exclusives

CONSTRUCTION & EXTERIOR

- 12" I-Beam Steel Frame
- Triple 6000lbs. EZ-Lube Axles (Tandem-Lite FW)
- Fully Enclosed Underbelly and Termination Valves (N/A Lite FW's)
- 16" Tires w/ Stylish Aluminum Wheels
- Extended Pin Box
- Hitch Pin Cover
- Electric Front Landing Gear w/ Quick Release Pins
- Rear Stabilizer Jacks
- 50 Amp Service
- Dual 30lbs LP Gas Bottles w/ Automatic Change Over
- Spacious "Clean" Pass through Storage
- A&E Electric Awning (N/A Lite FW's)

Fifth Wheel Exclusives LIVING AREA

- XLR Command Control Panel
- Radio with AMP, & Subwoofer (N/A Lite FW's)
- 26"-32" LCD HD TV with Directional Arm for Most Models
- Winegard Satellite HD Ready Prewire (N/A Lite FW's)
- Residential Ceiling Fan
- Contemporary Style Dinette w/ Large Drawer Storage
- Loft Bed w/ Cabinets and TV Hook Up (N/A Lite FW's)
- Wooden Loft Safety Rail
- Flush Floor Slide Out w/ Cathedral Ceiling (N/A Lite FW's)
- Slide Out Slickers- Protect Carpet from Slide Out Rollers
- 5/8" Tongue & Groove Plywood Floor Decking
- 15,000 BTU A/C (N/A Lite FW's)
- 100 Amp Converter w/ Battery Charger

Fifth Wheel Exclusives KITCHEN

- Raised Panel Solid Wood Overhead Cabinet Doors

- Galley Drawers w/ Full Extension Ball Bearing Drawer Guides-great for utensils
- Glass Cook Top w/ Sealed Burners (N/A Lite FW's)
- Residential Single Lever Faucet w/ Pull-Out Sprayer (N/A Lite FW's)
- Dometic® 8 Cu. Ft. Refrigerator w/ Black Radius Front Panels

Fifth Wheel Exclusives BEDROOM

- Wired and Framed for Second A/C
- Mirrored Wardrobe Slideout
- Bedroom Storage Drawers w/ Full Extension Ball Bearing Guides
- Dual Night Stands
- Overhead Adjustable Reading Lights

Fifth Wheel Exclusives BATHROOM

- 12 Gal. Gas/Electric DSI Water Heater (N/A Lite FW's)
- Dual Entrance, Side Aisle Bath (N/A Lite FW's)

Fifth Wheel Exclusives CARGO AREA

- Beaver Tail and 8 ft. Ramp Door for Increased Accessibility (7ft. Ramp Door - Lite FW's)
- Checkerboard Steel Floor Construction
- 1" Thick Floor Decking
- 3000 lb Weight Rated Cargo Door and Floor (2000 lb - Lite FW's)
- Exterior Walk-in Door Located for Easy Entry w/ Optional Dual Electric Beds Up or Down
- Washer/Dryer Hookups (N/A Lite FW's, 35X10)

Fifth Wheel Exclusive OPTIONS

- Partial Paint "Enhanced Graphics Package" w/ Race Red Graphics
- 5.5 KW Onan CARB EVAP Generator
- Corian™ Kitchen and Bath Countertops (N/A Lite FW's)
- Full Slide "Party Dinette" IPO Dinette/Sofa
- Theater Seating IPO Air Bed Sofa
- Dirt Devil Central Vacuum System w/ Toe Kick (N/A Lite FW's)
- Free Standing Dinette IPO Booth Dinette
- Dual Electric Beds w/ Bottom Couch Combo

- Bedroom TV w/ Exterior Mounting Bracket (N/A Lite FW's)

Lite Exclusives

CONSTRUCTION & EXTERIOR

- Aerodynamic V-Front Design (N/A 300L10)
- 8" I-Beam Steel Frame
- Tandem 5200lbs. EZ-Lube Axles (6000 lbs -Lite FW's)
- 15" Tires (TT's)/ 16" Tires (FW's)
- Front & Rear Stabilizer Jacks
- 30 Amp Service (50 Amp -Lite FW's)
- Dual 20 lbs. LP Gas Bottles w/ Automatic Change Over (Travel Trailers Only)

Lite Exclusives LIVING AREA

- 13,000 BTU A/C
- One Piece, Vacuum Bonded Laminated Floor w/ 5/8" Decking
- Convertible Sofas w/ Dinette Tables (23FBV, 25FKV, 29CKV)
- Overhead Cabinets with Smoked Glass Inserts

Lite Exclusives KITCHEN

- Residential High-Rise Faucet
- 6 Gal. Gas/Electric DSI Water Heater
- Dometic 6 Cu. Ft. Refrigerator w/ Black Radius Front Panels (8 Cu. Ft. -Lite FW's)

Lite Exclusives CARGO AREA

- One Piece, Vacuum Bonded Laminated Floor w/ 5/8" Decking
- Single 12V Electric Lift Bed

Lite Exclusives OPTIONS

- Stylish Aluminum Wheels
- Living Room LCD TV (Travel Trailers Only)
- Barrel Chairs IPO Roadside Sofa (23FBV, 25FKV, 29CKV)
- Dual Electric Bunks/Sofa Combo
- Single Electric Rollover Sofa
- 15,000 BTU A/C
- 4.0 KW Onan CARB EVAP Generator (29CKV)
- 5.5 KW Onan CARB EVAP Generator (Lite FW's)

PRE-DELIVERY INSPECTION FACILITIES



THAT'S 20,000 SQUARE FEET OF QUALITY ASSURANCE.

THE BARE ESSENTIALS FOR A PREMIUM PRODUCT.

Brought online in 2005, Forest River is proud of its state-of-the-art test facility. This beautiful building blends many of the old tried and true methods of testing our diverse types of RVs with new innovative ways of solving quality issues. Being centrally located to most Forest River manufacturing facilities, this 20,000 square foot PDI (Pre-delivery Inspection) test building gives immediate daily feedback to individual managers. This assures the production facilities that nothing has slipped by the plant's quality assurance personnel and the units are ready to ship.

Your Local XLR Dealer:

Forest River Inc. 2431 E. Kercher Rd. Goshen, IN 46526

Email: XLRinfo@ForestRiverInc.com Phone: 574.975.0279 Fax: 574.343.5909

www.forestriverinc.com/XLR www.forestriveraccessories.com

All illustrations and specifications contained in this literature are based on the latest product information at time of publication. Forest River reserves the right to make changes in prices, colors, materials, equipment and specifications at anytime without notice and assumes no responsibility for any error in this literature. All units are shipped F.O.B. Goshen, Indiana.

CONSULT YOUR LOCAL DEALER FOR WARRANTY INFORMATION.

Forest River Encourages You to Buy Locally

Forest River, Inc. strongly encourages our retail customers to purchase from their local dealership whenever possible due to the following factors:

- Our Dealers are as a rule, independently owned and operated businesses. Outside of those customers they personally sold products to, they are not contractually obligated to perform warranty service on Forest River products that were purchased elsewhere. There may be an occasion that you would be required to return to the point of purchase to satisfy warranty requirements.
- Although many dealerships will eventually service products not purchased at their place of business, they will usually take care of their customers and other Forest River customers who are traveling away from their local dealer as they would their own.
- Local purchases allow a customer to establish a relationship with a dealer close to home. This relationship provides the customer with a convenient location for service and support from a "home town" professional.
- The opportunity for a thorough PDI (Pre Delivery Inspection) and product orientation is an additional benefit of buying from your local dealer. Further providing the opportunity for refresher courses or the ability to get questions answered much more conveniently.
- For our Canadian customers, there are also requirements which must be met to bring an RV purchased out of the country to their home. Although not insurmountable, these requirements may involve such things as additional inspections and certifications, taxes and fees. Your local Canadian Dealer is a professional at meeting these requirements.

Forest River's goal is for all RV Owners to fully enjoy their RV experience. In light of this goal, and considering the advantages of buying local, we encourage you to be thorough when determining what product to purchase and which dealer to purchase it from as both are key to your ultimate satisfaction and the realization of your dreams.



A BERKSHIRE HATHAWAY COMPANY