



ULTRA - LITE

XT

SUNDANCE



The Next Generation Lightweight Fifth Wheels & Ultra Lightweight Travel Trailers



Model XLT 287 RL



CREATIVE FLOORPLANS

SUNDANCE XLT features floorplan designs that maximize living area while offering spacious kitchens with solid surface countertops for food preparation, storage galore and roomy dining accommodations. Built in entertainment centers with media storage are positioned for ideal viewing and many are equipped with adjustable TV brackets to suite every configuration.



BEAUTIFUL INTERIORS!

The SUNDANCE XLT features luxurious furnishings, Amish-crafted hardwood doors and drawers, oil-rubbed bronze hardware, decorative glass inserts in the overheads and multiple slide-out floorplans.





Model XLT 280 RB



THE PERFECT CHOICE FOR 1/2 TON TRUCK OWNERS!

The XLT ultra lightweight line of towables is quite possibly the strongest built lightweight series ever to hit the market! Featuring all-aluminum, fully laminated construction - including the laminated roof - the XLT is built to stand the test of time. The XLT fifth wheels also feature Heartland's Patent Pending Improved Turning Radius cap design that allows you to turn up to 88-degrees in most short bed, extended cab trucks! Every SUNDANCE XLT owner will enjoy their vacation a little more because of the attention to detail Heartland pays to every aspect of the SUNDANCE XLT from construction methods to thoughtful use of space and everything in between.



Model XLT 280 RB



Model XLT 280 RB



ULTRA LIGHT FIFTH WHEELS & TRAVEL TRAILERS

SUNDANCE **XL**
ULTRA - LITE

ROOMY BEDROOMS WITH LOTS OF STORAGE

The XLT bedroom features a large queen bed with underbed storage, as well as his and hers wardrobes, a built-in shelf for alarm clocks, chargers, and other miscellaneous items, and dual windows for improved ventilation. The speakers in the ceiling of the bedroom allow you to enjoy the stereo while relaxing.

LUXURIOUS DECORS

Choose from four elegant decors featuring durable fabrics on the furnishings and window coverings.



CEDAR



MOCHA



SAHARA



SADDLE

Optional:

*Exclusively Engineered &
Built for HEARTLAND*

- 3½ Memory foam Pillow top construction
- 5 Year Warranty
- 12" tall mattress profile
- Fits standard sheet sets
- No Flip Design



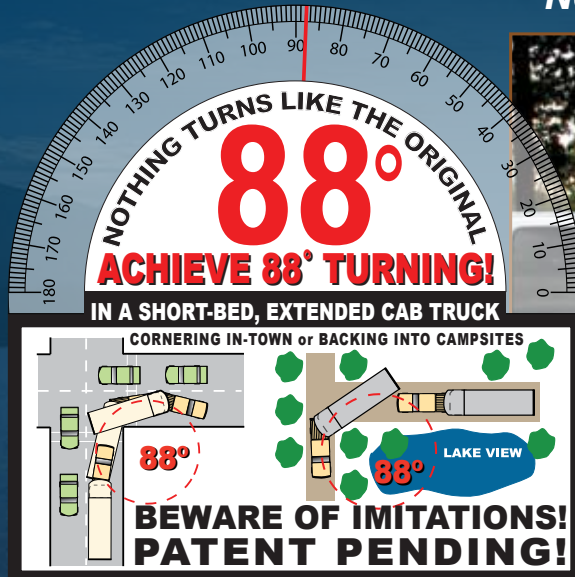
The bath area of the XLT features a nice-sized lav base, mirrored medicine cabinet and large neo-angle shower with skylight.

OVER SIX (6) FOOT CEILING AT THE FOOT OF THE BED AND SHOWER



SUPERIOR CONSTRUCTION AND DESIGN TRANSLATE INTO A SUPERIOR VALUE!

*Perfect for Short-Bed, Extended-Cab Trucks
No Slider Hitch Necessary*



STUNNING FRONT CAP DESIGN

The fiberglass front cap for the SUNDANCE is all new with sleek radiuses and design lines flowing through it. The Patent Pending turning radius design is perfect for short-bed, extended-cab trucks!



**ALL-ALUMINUM CONSTRUCTION
EVEN THE FRONT & REAR WALLS!**

The ALL ALUMINUM CONSTRUCTION translates into both a lighter weight unit and stronger, unified construction versus the traditional wood-construction!

ZERO° TESTED!

Heartland 5th wheel Construction has been subjected to rigid testing in the famous DOMETIC™ extreme temperature testing chamber where it passed with flying colors! The chamber is set to 0° to test the unit's heating efficiency, followed by being set at 100° to test its cooling efficiency. With our thick 2" laminated walls; enclosed and heated underbelly; and insulated floor - the interior of the Heartland coach remained warm and comfy during the sub-freezing test and nice and cool during the heat test!



For more details, visit our web site:
www.HEARTLANDRVs.com



TRUE SOLID-SURFACE.

SUNDANCE's HANEX™ TRUE RESIDENTIAL SOLID SURFACE Counter

Tops increase the usability, beauty and value of our coaches. The advanced blend of natural materials and pure, acrylic polymer is formed over a strong plywood base, providing design versatility and long-term performance to our customers. Hanex™ is one of the toughest counter tops in the world that is both durable and RENEWABLE.

RENEWABLE means it is the same consistency through and through and if scratched or chipped, can be easily repaired so that it looks like new!

The competition on the other hand... offers only a thin layer of FIBERglass, adhered to lesser quality particle board material that disintegrates when it gets wet. The FIBERS of these counter tops tend to stick out of the bottom edges and are painful to the touch.



vs. THIN FIBERGLASS.



THE COMPETITION



TRUE TEST!



OVER 3,700 Pounds!

Plant Manager Steve Johnson was so confident in the superior design and strength of the XLT roof construction that he offered to have his personal truck lifted up and set on the coach to test it! There is no "photoshop" work on these photos - the truck was set on the roof of the coach with no extra support and it passed the test with flying colors!

NOTE: Heartland does not recommend, nor condone the setting of automobiles or trucks on the roofs of our recreational vehicles. This test was performed solely for advertising purposes to show the incredible strength of our laminated roof.

LAMINATED FLOOR SYSTEM

XLT's LAMINATED Floor System is one of the **STRONGEST FLOORS** in the industry! Featuring sturdy 2.5" Aluminum Framing; thick Block Foam Insulation; One-Piece Seamless Decking and a Thermo-Board Luan on the bottom. All of this is Laminated together for Maximum Strength and Insulation R Value - virtually eliminating flex in the floor!

Heartland builds recreational vehicles with as many residential features and construction methods as possible and we are excited to introduce this 3" Laminated Floor System in our top three lines of fifth wheels. Choose Heartland for Maximum Strength; Maximum Insulation Value; and Minimal Flex!!



HEARTLAND's 3"
LAMINATED FLOOR

XLT's LAMINATED Floor Construction easily supported over 1,800 lbs. of Water Jugs in one spot - resulting in less than 1/4" of flex!!



XLT, YOUR LAMINATED WORLD...

Strength, Durability & Comfort BEYOND COMPARE!

The combination of these three systems bring you the Strongest and Lightest construction available while also providing unparalleled noise reduction, thermal insulation and durability. Protecting your investment is important to HEARTLAND. Laminated construction provides that protection in addition to offering peace of mind that you will be spending more time enjoying your family and travels than worrying about repairing your RV.

LAMINATED ROOF SYSTEM

LAMINATED WALL SYSTEM



BEST-IN-CLASS

- INSULATION - R VALUE
- NOISE REDUCTION
- DURABILITY
- STRENGTH
- LOOKS



3"

- RUBBER SKIN
- WOOD DECKING
- BLOCK FOAM INSULATION
- ALUMINUM RIBS & PERIMETER
- DECORATIVE, TEXTURED CEILING VINYL

3 INCHES - FIVE LAYERS

Strength, Durability & Comfort BEYOND COMPARE!

SOUND BARRIER	THERMAL EFFICIENT	SUPER STRENGTH
		
		



2" THICK SIDEWALLS!

Lightweight ALUMINUM



Just an 1/8" thick foam cup protects your hand from scalding hot coffee... imagine what nearly 2" of block foam does for your Laminated Heartland Sidewall!

Double Welded, Fully Laminated Sidewall Construction



ULTRA LIGHT IN WEIGHT, TONS OF BENEFITS



MORE STORAGE!

You'll love the way SUNDANCE maximizes storage opportunities by smart engineering and utilizing each and every square inch of the coach to provide our customers with more room for their belongings!



LARGER PASS THROUGH STORAGE allows XLT owners to store larger items such as this full-size cooler!



The CROWNED LAMINATED ROOF is unique in the ultra lightweight towable marketplace - promoting snow, water and debris run-off!



UNIVERSAL DOCKING CENTER

The XLT UDC brings all of the unit systems hook-ups to a single, concealed exterior compartment!


INCREDIBLE TOWING AND BALANCE!



XLT Travel Trailers Only



Free-standing dinette table can be brought outdoors when desired



Heartland's optional ToyLok is perfect for quickly and easily securing bikes, grills, furniture and anything else that needs to be secured when you leave your site unattended.



Preserving our environment is very important to HEARTLAND. We strive to reduce, reuse and recycle in every facet of the corporation. We are reducing paper waste with new electronic processing, our vendor partners reuse packaging and crating for many components and we recycle all aluminum scrap, wood cutoffs, skids, wire, cardboard and plastic containers.

Heartland is doing our part to preserve the environment so you and your children's children can enjoy RVing in all that our precious environment has to offer.



HIDE-A-BED
AIR-MATRESS



Yet another SUNDANCE smart design - the air-mattress hide-a-bed sofa offers the ultimate in comfort, as well as a deep drawer that is perfect for storing throw blankets and other items.

HIGHER STANDARDS

INTERIOR

Bull Nose Counter Tops
Smoke Detector
LP Detector
Fire Extinguisher
8 ft. Wide-Body Design
78" Interior Height
Monitor Panel
Cable TV
Ducted 13.5 A/C
12V, AM/FM CD/DVD/MP3 Player
Raised Panel Overhead Cabinets Doors
19" LCD TV (TT only)
TV Antenna w/Booster
Hide-A-Bed Air Mattress

KITCHEN

Steel Ball-Bearing Drawer Guides -Full Extension
Hi-Rise Kitchen Faucet
Oven and Microwave
Residential Quality Beauflor (FW only)
Power Range Hood w/Light
6 Cu. Ft. Double Door Refer
Solid Surface Counter Tops
Stainless Steel Sink

BATH AREA

Shower Skylight
Tub Surround with Built-in Shelves
Hardwood Medicine Cabinet
Power Vent in Bathroom
Porcelain Foot Flush Toilet (5th Wheels)

BEDROOM

Queen Bed
Bedroom Night Stands (TT & 5th Wheels)
Reading Lights
120V Outlets on Both Night Stands (travel trailers)

EXTERIOR

1-Piece ABS Underbelly
E-Z Lube Hubs
4 Stab Jacks (2 on 5th Wheels)
15" Tires (TT & 5th Wheels)
Outside Speakers
Outside Shower
Patio Awning
Spare Tire
Exterior 120V Outlet
Large Assist Entry Handle
One Piece Rubber Roofing Material
Pull-Out Bike Rack
Fiberglass Front Cap
Hitch Cover

FEATURES

25,000 BTU Furnace (245RL & 265RK only)
35,000 BTU Furnace (most models)
The FIRST UDC (Universal Docking Center) in a Lightweight, Mid-Pro 5th Wheel! (5th wheels only)
6 Gal Gas/Electric DSI Water Heater
Heated and Enclosed Underbelly
Electric Slide Outs
Black Tank Flush System
Texas Style Storage Doors
XLT KITCHEN PACKAGE:
- Upgraded Oil Rubbed Bronze Hardware
- Upgraded Decorative Glass Inserts
- Removable Dinette Table (inside/outside) (TT & 245RL 5th Wheel Only)
- Large Viewing Window in Kitchen (trailers)
- Full Extension Ball Bearing Drawer Guides
- Deep Pantry with Removable Shelves

OPTIONS

RVQ Grill (Travel Trailers)
Aluminum Wheels (TT only)
15K A/C
32" LCD TV (5th Wheels)
Two Chairs IPO Sofa (some models)
Freestanding Dinette Table & Chairs
Queen Memory Foam Pillow Top Mattress Option (Travel Trailers)
Retractable Toy Lock

* LITE-WEIGHT STRENGTH PKG.

(includes):
Strong Laminated Crowned Roof
Block Foam Brick Insulation
Aluminum Construction
(front, back and side walls, floor, roof)
Enclosed and Heated Underbelly
Triple Entry Step (Triple on 5th Wheels)
Tinted Safety Glass Windows
2" Thick (R-7) Sidewall Construction
Roof & Floor (R-14) Insulation
4 Stabilizer Jacks with Sand Pads
WIDE-TRAX Stability Control Axles (Trailers)
HD Leaf Spring Suspension
Two 20 lb. Dual LP Tanks (Travel Trailers)
Two 30 lb. Dual LP Tanks (5th Wheels)



XL
ULTRA - LITE
Fifth Wheels



I ONLY WEIGH 6,610 lb

SD XLT 245RL

GWVR: 11,285 lb. Length: 26'-4"
Dry: 6,610 lb. Height: 11'-10"
Hitch: 1,135 lb. Fresh: 53 gal.
Gray: 40 gal.
Black: 40 gal.



**Perfect for many of
Today's Short Bed Lighter Duty Pick-ups**



I ONLY WEIGH 6,792 lb

SD XLT 265RK

GWVR: 11,430 Length: 28'-5"
Dry: 6,792 Height: 11'-10"
Hitch: 1,270 lb. Fresh: 53 gal.
Gray: 80 gal.
Black: 40 gal.



I ONLY WEIGH 7,120 lb

SD XLT 285BH

GWVR: 11,580 Length: 30'-5"
Dry: 7,120 Height: 11'-10"
Hitch: 1,420 lb. Fresh: 53 gal.
Gray: 80 gal.
Black: 40 gal.



I ONLY WEIGH 7,290 lb

SD XLT 275 RE

GWVR: 11,585 Length: 30'-11"
Dry: 7,290 Height: 11'-10"
Hitch: 1,425 lb. Fresh: 53 gal.
Gray: 40 gal.
Black: 40 gal.



I ONLY WEIGH 7,180 lb

SD XLT 287RL

GWVR: 11,600 Length: 30'-5"
Dry: 7,180 Height: 11'-10"
Hitch: 1,440 lb. Fresh: 53 gal.
Gray: 80 gal.
Black: 40 gal.

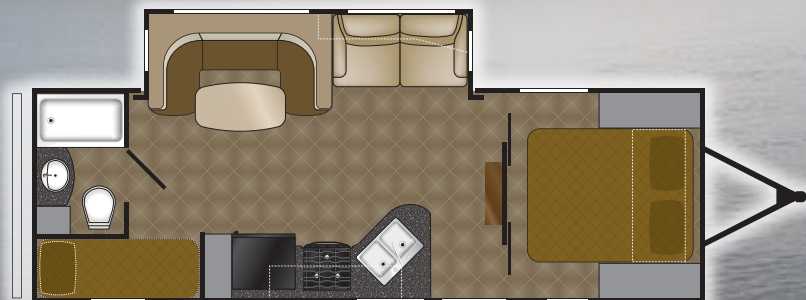


Towable by many of today's popular SUVs



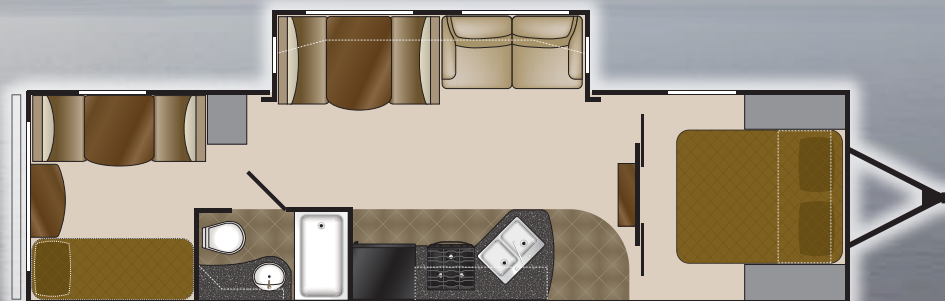
Travel Trailers

Note: Overall Length defined as tow point (Ball coupler for travel trailers / King pin for 5th wheel trailers) to rear bumper. It does not include the rear ladder. Add 9" w/ Extended Pin Box



SD XLT TT 260BH

GWVR: 8,600 lb. Length: 29'-7"
Dry: TBD Height: 10'-10"
Hitch: TBD Fresh: 36 gal.
Gray: 37 gal.
Black: 37 gal.



I ONLY WEIGH 6,740 lb

SD XLT TT 310BDS

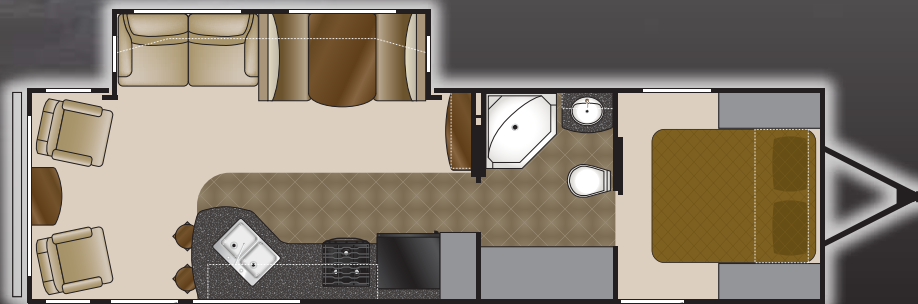
GWVR: 8,600 Length: 35'-11"
Dry: 6,740 Height: 10'-10"
Hitch: 880 lb. Fresh: 36 gal.
Gray: 37 gal.
Black: 37 gal.



I ONLY WEIGH 7,104 lb

SD XLT TT 280RB

GWVR: 8,600 lb. Length: 32'-6"
Dry: 7,104 lb. Height: 10'-10"
Hitch: 718 lb. Fresh: 36 gal.
Gray: 37 gal.
Black: 37 gal.



I ONLY WEIGH 6,612 lb

SD XLT TT 310RLS

GWVR: 8,600 Length: 34'-4"
Dry: 6,612 Height: 10'-10"
Hitch: 786 lb. Fresh: 36 gal.
Gray: 37 gal.
Black: 37 gal.



Heartland Recreational Vehicles
1001 All-Pro Drive • Elkhart, IN 46514 • 574-262-5992

Community. Convenience. Close-to-home.

Where you purchase your recreational vehicle is ultimately your decision but Heartland urges you to consider buying at your local dealer. Dealers are part of your community, providing jobs and contributing to your local economy. These dealers are under obligation to provide warranty service for products they sell, but are not legally required to service products purchased from other dealers. At some point, you may need to return to the dealer you buy from - why not stay close to home? After all, home is where your Heartland is!

BENEFITS OF PURCHASING YOUR RV LOCALLY:

- You enjoy valuable relationship building with Dealer Representatives, close to your home, who will explain the features and benefits of the product.
- You receive a full product orientation prior to delivery, which includes hands-on directions for many of the coach's systems and functions. You are also introduced to the Dealership's Service/Parts/Warranty personnel who are at the ready to help you with any issues you may encounter, now and in the future.
- You enjoy customer PRIORITY. Dealerships generally service their purchasing customers first - others may experience long delays and miss opportunities to use their RV. What is it worth for you to have a dealership's full attention and motivation to satisfy you when you need service - in a timely manner?
- Valuable TAX dollars and jobs stay in YOUR community which pays for your roads, schools, police and fire departments.

DON'T UNDERESTIMATE CUSTOMER SERVICE AND PERSONAL CARE!

For Canadian Residents: If you purchase an RV out-of-country, there are additional fees, taxes and inspections that must be met before bringing your product home. Your local Canadian dealers are experts in these provisions.

Your Authorized Heartland Dealer:



www.HEARTLANDRVS.com

Experience:

- Product Walk-Through Videos
 - Side By Side Comparisons
 - Feature Videos • Photo Galleries
 - Virtual 360° Tours
 - Detailed Floor Plans
 - News • Testimonials
 - Customer Service
 - Service Locator
 - Owners Club • More
- at our Informative Web Site

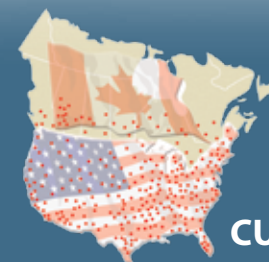


SUNDANCE



Call Direct, Fast Results! 800# LABEL IN EVERY HEARTLAND

We provide a convenient sticker in each coach listing the warranty phone numbers of our most common vendor partners so that if you choose to, you may work directly with them to more quickly resolve issues or obtain replacement items.



HEARTLAND CUSTOMER SERVICE WE'VE GOT YOUR BACK!

Over 40 men and women located in a dedicated facility servicing our customers every day. With a dealer network of over 400 locations across the U.S. and Canada, you're never far from an authorized Heartland dealer.

Product information is as accurate as possible as of the date of publication of this brochure. Due to Heartland's commitment to continuous product improvement - floorplans, materials, components, features, specifications, options, etc. are subject to change without notice or obligation to Heartland Recreational Vehicles.

Product information and specifications apply to coaches beginning with serial number 212055

Tow Vehicle Caution: Owners of Heartland recreational vehicles are solely responsible for the selection and proper use of tow vehicles. All customers should consult with a motor vehicle manufacturer or their dealer concerning the purchase and use of suitable tow vehicles for Heartland products. Heartland disclaims any liability or damages suffered as a result of the selection, operation, use or misuse of a tow vehicle. Heartland's limited warranty does not cover damage to the recreational vehicle or the tow vehicle as a result of the selection of the tow vehicle.

See your nearest Heartland dealer to review a current model. 52,000 LITHO 1/10