



MONACO®

DRIVING YOUR DREAM.

POWER AND STYLE – THIS IS CAMELOT.

The 2011 Camelot has arrived, and it's everything—and nothing—you expected. Beginning with the Roadmaster RR10S-Series chassis with tag axle standard, and teamed with a Cummins® ISL 425 horsepower engine, there's plenty of power. And Camelot's style is boldly reflected in its two creative floorplans, including a quad-slide with extendable sectional sofa, a bath-and-a-half full-wall slide, and features like ceramic tile throughout the living area, kitchen and bath, hardwood cabinetry, and safety-minded features everywhere. (Pictured: 43DFT/Tiramisu/ Glazed Stained Cherry)





PAMPERED CHEF.

Every thoughtful detail and decorative touch says Camelot luxury. Nowhere is this more evident than in the kitchen, with polished radius solid surface countertops and stainless steel appliances, backsplashes in decorative ceramic tile with glass accents, a handy pull-out countertop extension with built-in storage and the convenience of a central vacuum system. The 17-cubic-inch stainless steel four-door refrigerator is an impressive option. *(Pictured: 43DFT/Tiramisu/ Glazed Stained Cherry)*

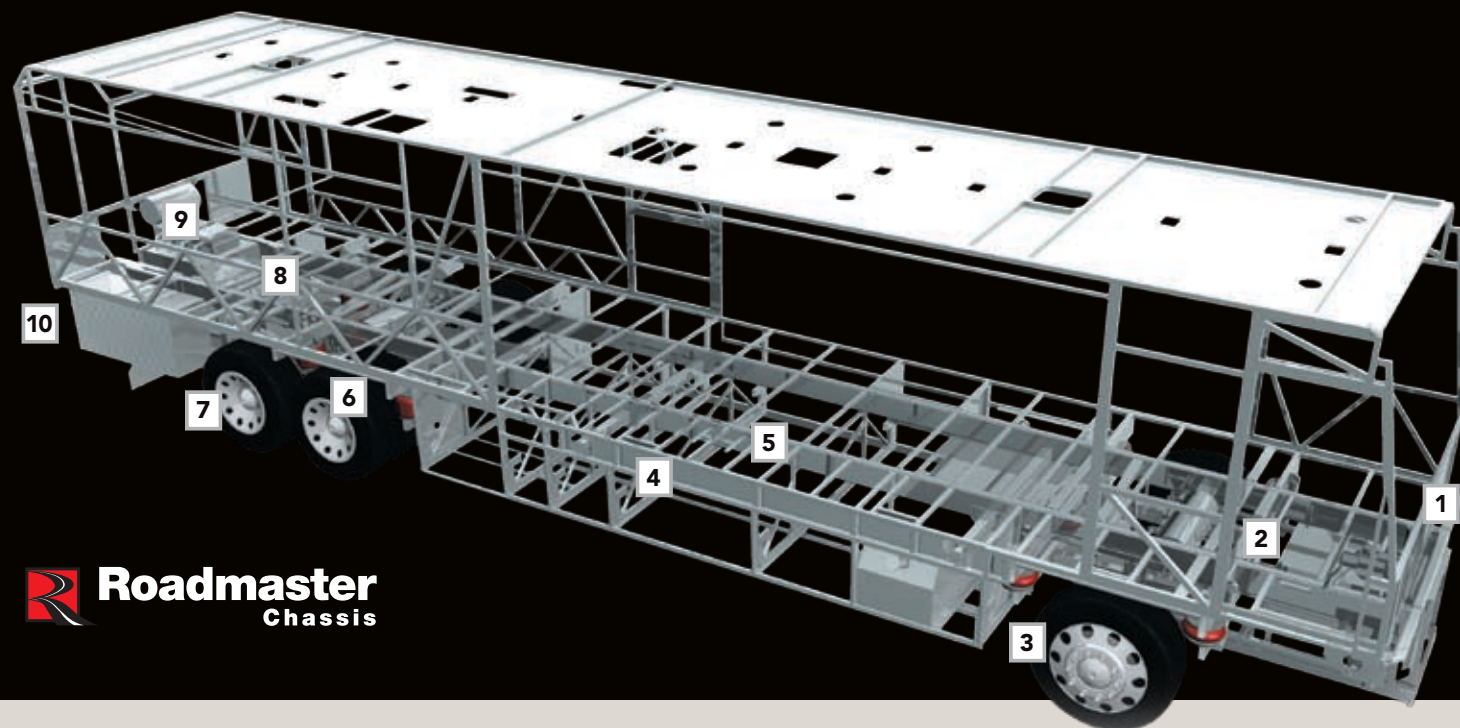




BED, BATH-AND-A-HALF AND BEYOND

Camelot's luxurious bedroom features beautiful raised panel hardwood cabinetry throughout, plush carpet, day/night pleated blackout shades, solid surface nightstands and a 26-inch LCD television (with optional DVD player). Nice optional touches include the stackable washer/dryer and tile flooring in the bedroom.

The 43DFT is a bath-and-a-half floorplan that features a full private bath beyond the bedroom (shown above). Highlights include a one-piece round shower, vanity with solid surface countertop and tile backsplash, a full rear-wall wardrobe and plenty of additional storage. (Pictured: 43DFT/Titamisu/ Glazed Stained Cherry)



Roadmaster
Chassis

ROADMASTER RR10S-SERIES CHASSIS

1 Equipped with a **steel firewall** and **steel stepwell** for added safety.

2 **Three monitored leveling sensors** (two in the rear, one in the front) continually adjust the air pressure within each air bag to maintain a level ride and eliminate nose diving, weight transfer, and floating on curved roads.

3 **Automatic Traction Control (ATC)** eliminates wheel slippage in slick conditions and heightens control. The **Anti-Lock Braking System (ABS)**, with front disc brakes and rear drum brakes, gives you superior stopping power, especially on steep grades. Together, these sophisticated systems offer the very best safety on the road.

4 Our exclusive **raised rail design** provides

for larger full pass-through storage bays with flush floors.

5 **Frame rails** are constructed of 3-1/2" by 6-1/4" by 3/8" 100,000 PSI steel for greater strength; a side-mounted aluminum radiator and intercooler reduce weight, won't rust, and deliver better heat transfer than steel cooling components.

6 The **Cushion Air Glide suspension** features ten gas-charged shocks and ten air bags, eight of which are outboard-mounted.

7 **Goodyear® tires** 295/80R/22.5.

8 **Allison® 3000 MH 6-Speed World Transmission** with electronic shifter.

Our exclusive use of synthetic

transmission fluid allows for up to three-year maintenance intervals on the Allison transmission.

9 **Cummins® ISL 425 HP diesel engine.**

10 A **10,000 lb. tow hitch** is the highest rating in its class. Prewired for supplemental braking system that works with your tow vehicle.



CUMMINS POWER

For 2011, the Camelot boasts a powerful Cummins® ISL 425 HP diesel engine with 1,200 lbs./ft. of torque standard.

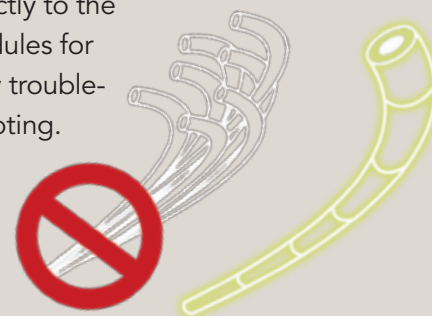


THE ULTIMATE FOUNDATION.

Take the wheel of a luxury motorhome, and you're taking the wheel of the chassis it rides on. That's why Camelot rides exclusively on a Roadmaster chassis that is custom built to deliver the very best diesel motorhome experience. Roadmaster's construction utilizes advanced design and engineering to distribute stress evenly throughout the entire chassis, reducing the possibility of twisting and increasing durability and reliability. It's really the ultimate foundation for a luxury ride.

MULTIPLEX WIRING

Multiplex wiring, used throughout the coach, replaces cumbersome bundles of wire with separate modules. These modules communicate via a single wire, making servicing easier and reducing the overall weight of the RV. A service technician can simply hook up a laptop directly to the modules for easy troubleshooting.



ROOF CONSTRUCTION

(top to bottom)

- One-piece peaked fiberglass roof
- Luaun backing
- Thick, tapered bead foam insulation
- Aluminum double I-beam superstructure filled with fiberglass insulation
- Vapor barrier
- Structure foam: thermal insulative barrier
- 1/2" bead foam insulation
- Foam padding for extra insulation
- Padded vinyl ceiling



SIDEWALL CONSTRUCTION

(left to right)


- Wallpaper
- Décor board
- 1-1/2" x 1-1/2" square tubular aluminum frame
- High performance thermal insulation
- Gel coat fiberglass composite sidewall



FLOOR CONSTRUCTION

(top to bottom)

- Structurwood™
- 1-1/2" tube
- High-performance thermal insulation foam
- Luaun
- 3-ply backer



AROUND-THE-CLOCK SERVICE AND SUPPORT

When you take delivery of your new recreational vehicle, it's just the beginning of our exclusive around-the-clock Owner Advantage Program. We offer an extensive support program that provides complete roadside assistance and special motor club benefits that follow you wherever your travels take you. We've teamed up with the largest RV emergency road service company in the country to give you immediate access to fast, dependable service when and where you need it. Add our toll-free service appointment assistance, plus a technical assistance hotline, and you have the security of full-time support at your fingertips.

For details, call toll-free (877) 211-8135

WARRANTIES

12 month/24,000 mile basic limited warranty

5 year/50,000 mile limited warranty on aluminum or steel frame structure

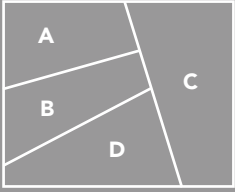
3 year/50,000 mile limited warranty on Roadmaster Chassis

(*Review your coach's limited warranty in full for complete terms and conditions.)






- A. BEDSPREAD
- B. SOFA
- C. ACCENT
- D. CARPET



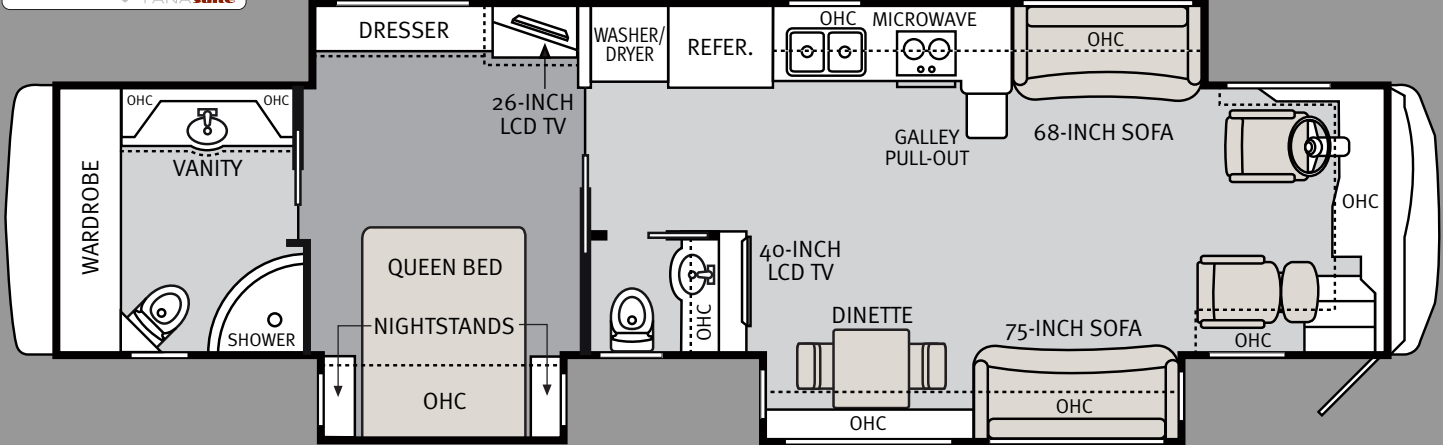
Note: Colors depicted are a reasonable representation though they may not be an exact match of the actual colors due to variances in processing and production. See your dealer for actual fabric and paint chip samples.



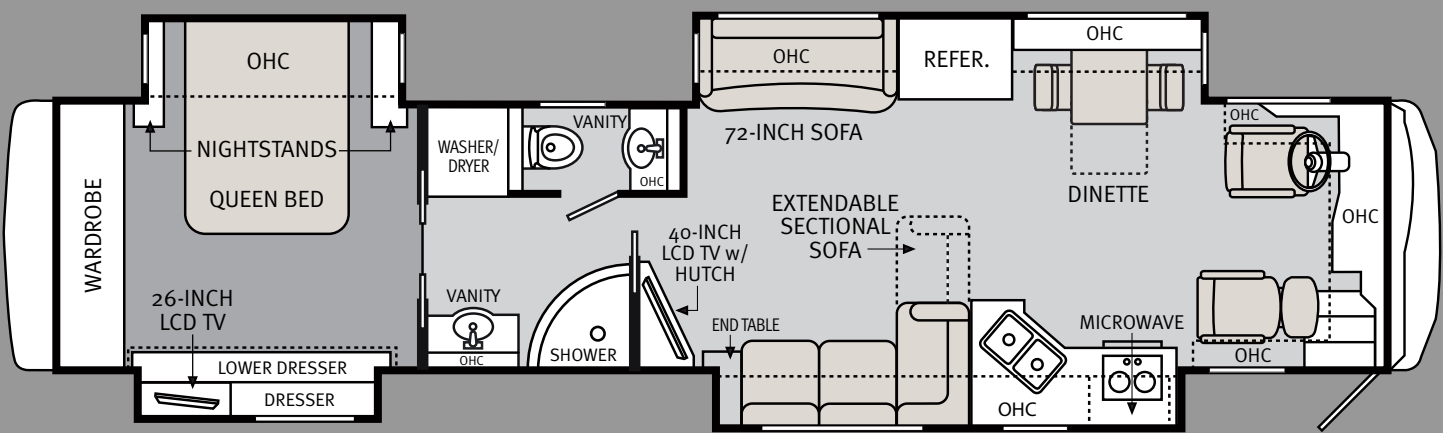
Carpet ☐ Tile ☐

FULL-WALL SLIDE
PANASUITE

43DFT



43PKQ



Due to continuous product improvement, please visit us online at monacocoach.com for the latest in standards and options, specifications, and technical data.

		43DFT		43PKQ	
WEIGHTS	Gross Vehicle Weight Rating (Lbs.)	44,600		44,600	
	Gross Combined Weight Rating ¹ (Lbs.)	54,600		54,600	
	Front Gross Axle Weight Rating (Lbs.)	14,600		14,600	
	Rear Gross Axle Weight Rating (Lbs.)	20,000		20,000	
	Tag Axle Weight Rating (Lbs.)	10,000		10,000	
MEASUREMENTS	Wheelbase	270.25"		270.25"	
	Overall Length	43' 10"		43' 10"	
	Overall Height with AC	12' 10"		12' 10"	
	Exterior Width	100.5"		100.5"	
	Interior Height	84"		84"	
TANK CAPACITIES ²	Gray Tank (Gal.)	78		78	
	Black Tank (Gal.)	44		44	
	Fresh Tank (Gal.)	100		100	
	Fuel Tank (Gal.)	130		130	
	LP Tank ³ (Gal.)	39		31	

¹Towing capacity is limited by GCWR; your vehicle's towing capacity is the difference between the GCWR and the actual vehicle weight, including all water, fuel, passengers and cargo. Your towed vehicle should be equipped with auxiliary brakes if the weight of the towed vehicle exceeds 1,000 lbs. Consult your owner's manual for further towing information.

²All tank capacities are estimated based upon calculations provided by the tank manufacturers and represent approximate capacities. The actual "usable capacity" may be greater or less than the estimated capacities based upon fabrication and installation of the tanks.

³Actual filled LP capacity is 80% of listing due to safety shut-off required on tank.

The actual overall length of the recreational vehicle may differ from that indicated in the brochure due to variances in the manufacturing process and/or installed components. The actual length may be greater or less than that indicated. Due to the large variety of options and floorplan arrangements available to our customers, actual weights for each unit can differ significantly. Monaco provides a weight sticker on each unit we produce which includes that unit's tank capacities and approximate weight. Consult your local Monaco dealer for unit availability and further information. The information printed in this brochure reflects product design, fabrication, and component parts at the date of printing. The manufacturer reserves the right, at any time, to make changes in product design or material or component specifications

as its sole option, without notice. This includes the substitution of components of a different brand or trade name which will result in comparable performance. All information printed in this brochure is subject to change after the date of printing. Some features shown or mentioned in this brochure are optional and may only be available in selected floorplans. Photographs may depict a floorplan option that has been discontinued or is no longer available at the time of your purchase. Photographs may show props or decorations that are not standard equipment. Monaco, the Monaco logo and its design, are registered trademarks. Other products and company names are trademarks and/or registered trademarks of their respective holders. While the color of the motorhome's exterior and the interior fabrics depicted in this sales brochure are fair and

reasonable depictions, the colors depicted may not be an exact match of the actual colors because of the variances in photo-processing and printing. Due to product improvements, changes during the model year and/or transcription errors that may occur, information represented within this brochure may not be accurate at the time of your purchase. If certain information is significant to your purchasing decision, please confirm the information with your dealer. Component part and appliance manufacturers issue limited warranties covering portions of the recreational vehicle not covered under the Limited Warranties issued by Monaco RV, LLC. To learn specific details regarding warranty coverage, please contact your selling dealership or review the warranty packet inside the recreational vehicle.

Standards ☐ Options ☐

BODY CONSTRUCTION	<ul style="list-style-type: none">› Aluminum Superstructure› Seamless One-Piece Molded Crowned Fiberglass Roof› Foam Insulated Floor Framing with 3-Ply Underbelly› Laminated Smooth Gel Coat Fiberglass Exterior Walls› Front Molded Fiberglass Cap› Rear Molded Fiberglass Cap with Integrated Air Intake	<ul style="list-style-type: none">› Aluminum Framed Laminated Floor on Steel Trusses› One-Piece Generator Access Door› Laminated Structure Wood Flooring› Chrome Dual Head Power Controlled Heated Exterior Mirrors with Turn Indicator Lights› Docking Lights› Side-Hinge Baggage Doors with Chrome Door Latches	<ul style="list-style-type: none">› One-Piece Front Windshield› 3M Film Front Mask› Full-Length Monaco Mud Flap› Pass-Through Storage Bay Slideout Tray› Felt-Lined Pass-Through Storage Compartments› Flush Mount Metal Fuel Doors› Deluxe Full-Body Paint› Roof Ladder› Undercoating
	<ul style="list-style-type: none">› Pass-Through Storage Bay Slideout Tray		
CHASSIS / ENGINE / SUSPENSION	<ul style="list-style-type: none">› Roadmaster RR10 S-Series Chassis› Cummins® ISL 425 HP Engine with Allison® 3000 MH 6-Speed World Transmission and Electronic Shifter; Torque: 1,200 lbs./ft. Max; Engine Displacement: 8.9L/538 cu. in.› Aluminum Side-Mount Radiator w/ CAC Cooler› Dual Fuel Fill› 160 Amp Alternator	<ul style="list-style-type: none">› Rear Axle Ratio: 4.30:1› Tires: 295/80R/22.5› Polished Aluminum Wheels› Cushion Air Glide Suspension with 10 Air Bags and 10 Shock Absorbers› Anti-Lock Braking System with Front Disc Brakes and Rear Drum Brakes› Tag Axle with Anti-Lock Braking System› Automatic Traction Control› Engine Brake	<ul style="list-style-type: none">› Auto Slack Adjusters on Brakes› Engine Block Heater› Hydraulic Leveling System› 10,000-lb. Hitch Receiver with Dual Connector 4-Pin or 7-Pin
	<ul style="list-style-type: none">› Air Leveling System		
COCKPIT	<ul style="list-style-type: none">› Automotive Dash with Birdseye Bordeaux Instrumentation Panel› Automotive Dash with Dark Knot Burl Instrumentation Panel› In-Dash Driver's Message Center with Integrated Compass and Temp. Gauge› Electric Windshield Solar Screens with Blackout Shades› Pilot and Co-Pilot Carpet Floor Mats	<ul style="list-style-type: none">› Manual Pilot and Co-Pilot Solar Screens with Blackout Shades› 3-Camera Color Rear Vision System› In-Dash AM/FM/CD Stereo Radio with Sirius-Ready Compatibility, iPod® Control, Aux-in-Connection, SD Card Slot and Weather Band› CB Radio Prep› Adjustable Brake and Accelerator Pedals	<ul style="list-style-type: none">› Lighted VIP Smartwheel® Multiplexed Steering Wheel w/ Controls for Wipers, ICC and Cruise Control› Intermittent Windshield Wipers› Audible Turn Signals› Air Horns› Ultraleather™ Six-Way Power Pilot and Co-Pilot Seats (Co-Pilot Seat with Powered Footrest)
	<ul style="list-style-type: none">› GPS Navigation System› Sirius Satellite Radio Tuner with Antenna	<ul style="list-style-type: none">› 10 Disc CD Changer	
APPLIANCES / ACCESSORIES	<ul style="list-style-type: none">› Stainless Steel Residential Refrigerator with Water/Ice Dispenser in Door› Stainless Steel High-Output Two Sealed Burner Cooktop without Oven› Stainless Steel Spacesaver Convection Microwave with Touch Control	<ul style="list-style-type: none">› 40" Flatscreen LCD TV in Living Area Hutch› 26" LCD TV with Remote in Bedroom› Home Theater System› TV Antenna with Booster› Digital Satellite System Prep› Central Vacuum System	<ul style="list-style-type: none">› Washer/Dryer Prep
	<ul style="list-style-type: none">› Stainless Steel 17 Cubic-Foot Four-Door Refrigerator› Stackable Washer/Dryer› 26" LCD TV with Remote in Living Area Overhead (43DFT)› R6 KVH In-Motion Satellite; R6 HDTV for Dish Network Only (N/A in Canada)	<ul style="list-style-type: none">› Multi-Satellite HD KU/KA Dish (DirecTV Winegard Stationary Operation Only) (Does Not Include Receivers) (N/A in Canada)› Winegard Stationary Dish-Star (Canada Only)› Bedroom DVD Player	<ul style="list-style-type: none">› Blu-Ray DVD Player in Living Area› Exterior Entertainment Center with 40" LCD TV and Single DVD Player in Storage Bay Ceiling (43DFT)

Standards ☐ Options ☐

INTERIOR	<ul style="list-style-type: none">› Gloss Finish Wood Cabinetry: Natural and Stained Cherry› Solid Wood Raised Panel Cabinet Doors› Crown Molding in Bedroom, Living Area› Heavy Duty Ball Bearing Drawer Guides› Polished Radius Solid Surface Kitchen Countertop with 50/50 Solid Surface Kitchen Sink and Two Sink Covers› Oil Rubbed Bronze Cabinetry Hardware› Oil Rubbed Bronze Bath Accessories› Pull-Out Galley Extension Cabinet with Solid Surface Countertop› Decorative Tile with Corian Molding Backsplash in Galley and Bathroom	<ul style="list-style-type: none">› Kitchen Overhead Cabinets with Adjustable Shelf› Polished Solid Surface Bathroom Countertop with Integrated Sink› Ceramic Tile Flooring Throughout Except in Bedroom and Flush Slide-Out Room› Designer Carpeting in Living Area Slide-Outs and Bedroom› New Ceiling Treatment for Living Area› Decorative Hardwood Slide-Out Fascia Trim› Fabric Valances with Hardwood Accents Throughout	<ul style="list-style-type: none">› Oversized Rear Wardrobe Closet with Satin Nickel Framed Doors› Decorative Headboard w/ Fabric Inserts› Bedroom Nightstands with Polished Solid Surface Countertops› Bedroom Dresser with Polished Solid Surface Countertop, Integrated Hamper› Bedroom Dresser/Wardrobe at Foot of Bed› Bedspread with New Pillow Shams› Solar Screens with Blackout Shades Throughout› Soil Repellant Protection on Fabrics
	<ul style="list-style-type: none">› Décors: Pomegranate III, Tiramisu II, Sagebrush III, Golden Twilight IV	<ul style="list-style-type: none">› Cabinetry Wood: Glazed Stained Cherry› Tile Flooring in Bedroom	<ul style="list-style-type: none">› Power Solar Screens with Blackout Shades Throughout
FURNITURE	<ul style="list-style-type: none">› Legless Polished Solid Surface Dinette Table with Two Dinette Chairs and Two Folding Chairs	<ul style="list-style-type: none">› Roadside: UltraLeather Hide-A-Bed Sofa with Air Mattress› Curbside: UltraLeather Jackknife Sofa (43DFT)	<ul style="list-style-type: none">› Curbside: Expandable Sofa with Air Mattress (43PKQ)› Queen Bed with Premier Select Comfort Air Mattress
	<ul style="list-style-type: none">› King Bed with Premier Select Comfort Air Mattress with Remotes› Curbside: UltraLeather J-Lounge/ Dinette Ensemble with Two Pillows (43DFT)	<ul style="list-style-type: none">› Roadside: Wrap-Around Computer Desk with UltraLeather Recliner (43PKQ)› Curbside: Wrap-Around Computer Desk with UltraLeather Recliner (43DFT)	<ul style="list-style-type: none">› Two Folding Chairs with Dinette Ensemble
ELECTRICAL / LIGHTS	<ul style="list-style-type: none">› 50 Amp 120V Distribution Panel and Electric Power Cord Reel› Battery Maintainer› Onan® 10.0 kW Quiet Diesel Generator on Manual Slide-Out Tray› Auto Generator Start› Energy Management System› Four House Batteries› Two 12V Heavy-Duty Chassis Batteries	<ul style="list-style-type: none">› Battery Disconnect Switch at Front Door› Battery Boost Switch in Cockpit› 2800 Pure Sine Wave Inverter with Auto Gen-Start and Auto Temp-Start› Porch Light› Lighted Exterior Power Entry Step› Lighted Interior Entry Steps› Lights in Outside Storage Compartments	<ul style="list-style-type: none">› 120V Outlet in Outside Storage Compartment› Under-Hood Utility Light› Multiplex 12V Wiring for All Lighting Throughout Coach Interior› Halogen Lighting in Ceiling Throughout› Oil Rubbed Bronze Decorative Lighting in Living Room and Dinette› Pre-Wire for Solar Panel
	<ul style="list-style-type: none">› Two 65 Watt Solar Panels› Four 64 Watt Solar Panels		

PLUMBING / LP SYSTEMS	<ul style="list-style-type: none">› Demand Water System and Water Pump› Power Water Hose Reel› Single Lever Kitchen Faucet with Pull-Out Sprayer› Central Water Filtration System› Two Handle Bathroom Faucet› Single Handle Oil Rubbed Bronze Shower Faucet with Slide Bar and Shut-Off Valve at Shower Head	<ul style="list-style-type: none">› Exterior Tank Monitoring Gauges› Water Pump Switch in Convenience Center, Service Bay and Bath› China Toilet (43PKQ)› Tecma Silence Plus China Toilet (43DFT)› Shower Inside Wet Bay with Hot/Cold Water› No-Fuss Flush Holding Tank Rinsing System	<ul style="list-style-type: none">› Gravity and Pressurized Water Fill› Insulated Systems Compartment with Easy Access to Hookup› RV Sani-Con Tank Drainage System› One-Piece Round Shower with Reeded Glass Door› Oil Rubbed Bronze Shower Door Frame with Decorative Glass
	<ul style="list-style-type: none">› Electric Automatic Winterization	<ul style="list-style-type: none">› Neo-Angle Bath Tub	
HEATING / VENTS / AC	<ul style="list-style-type: none">› Three 15M BTU Roof Air Conditioners with Ducted Air, Heat Pumps and Digital Thermostat Control (43DFT)› Aqua-Hot 450 Water and Heating System	<ul style="list-style-type: none">› Electronic AC/Heat Climate Control System› Auxiliary Blower› Kitchen: 12V Attic Fan with Wall Control	
	<ul style="list-style-type: none">› Ceiling Fan in Bedroom		
WINDOWS / DOORS / AWNINGS	<ul style="list-style-type: none">› Radius Flush-Mount Dual-Pane Safety Glass with Dark Tinted Slider Windows› Front Entry Door with Removable Screen and Anti-Skid Steps› Keyless Entry in Grab Handle with Baggage Door Lock Release and Door Bell	<ul style="list-style-type: none">› Metal Interior Grab Handle at Entry Door and on Passenger-Side Dash› 12V Electric Awning› 12V Electric Front Door Awning› Topper Slideout Awnings Living Area and Bedroom› Window Awnings on All Windows, Except Slideout Windows Under Patio	<ul style="list-style-type: none">› Awning› Tinted Skylight in Bathroom with Protecta Glaze
	<ul style="list-style-type: none">› 12V Electric Patio Awning with Remote		
SAFETY	<ul style="list-style-type: none">› Back-Up Alarm› Fire Extinguisher› Deadbolt Lock on Entrance Door	<ul style="list-style-type: none">› 120V GFI Protected Circuit (Kitchen, Bath and Exterior)› LP Gas Detector› Smoke Detector	<ul style="list-style-type: none">› Carbon Monoxide Detector› Driver and Passenger Three-Point Integrated Seat Belts› Egress Windows
	<ul style="list-style-type: none">› Safety Cruise	<ul style="list-style-type: none">› Security Alarm System	<ul style="list-style-type: none">› Security Safe

BUY LOCALLY. ENJOY EVERYWHERE.

Monaco RV strongly encourages its retail customers to purchase from their local dealerships whenever possible. Buying a new Monaco RV locally allows a customer to establish a relationship with a dealer close to home and provides convenient service and support from product-trained technicians. On our end, Monaco RV will continue to provide our dealer partners and customers with the finest recreational vehicles in the industry.

ALL ROADS LEAD TO MONACOCOACH.COM

Wherever the road takes you, you're never more than a click away from your friends at Monaco. Just go to **monacocoach.com** for all the latest product news, club dates and destinations, a dealer locator function, and factory tour information. You can also e-mail us directly through the site at any time.





MONACO®

DRIVING YOUR DREAM.

91320 Coburg Industrial Way, Coburg, OR 97408 | monacocoach.com | 877 252 4666

NAVISTAR

STRONGER THAN EVER.

When you buy a new Monaco RV, you get all the great things you expect: state-of-the-art products, innovative floorplans and first-class customer service. You also get the confidence that comes with being part of a 175-year-old parent company like Navistar, a world leader in transportation. To learn more about Navistar and its affiliates, visit navistar.com.