

B



*Big Country*  
BY HEARTLAND



# *Big Country*

*Residential Living*

BY HEARTLAND



*HEARTLAND listens to what customers request and we are excited to offer you the newly redesigned Big Country.*

*Choose Big Country for true RESIDENTIAL STYLING and spacious living areas.*



*ENTERTAIN family and friends while enjoying your surroundings. Plush furniture, high end electronics and beautiful views through MASSIVE PICTURE WINDOWS enhance your vacation time.*



*Place for Everything, Everything in its Place.*



*Luxurious with a hefty touch of practical.*

*Solid surface countertops, stainless steel double sinks with covers, cabinet space galore and **TWO TONE DESIGN** make Big Country kitchens aesthetically desirable and the most usable RV kitchens available today.*

***FULL-EXTENSION STEEL BALL BEARING DRAWER GUIDES** allow us to offer you larger, stronger drawers that extend past the cabinet face for access to the entire drawer.*





*Enjoy every moment...*

*Dining, reclining, entertaining, connecting...  
Do it all in style.*

*Comfortable Seating, High-end electronics,  
CONVENIENT work centers and unique  
storage features help you make the most of  
your RELAXING time away.*



*LCD TVs and Stereo  
AM/FM CD/DVD &  
USB MP3  
Aux input  
for hours of  
personalized  
entertainment.*



*Stay Connected...*



*Out of Sight...  
Always within  
Reach.*



*Our modest sized bedrooms offer a **WEALTH OF LIVING AND STORAGE SPACE** with a mirrored wardrobe, seven compartment dresser, overhead storage and a three shelf bookcase.*





# *You Deserve the Very Best...*



*Big Country's custom residential bathrooms provide you with EXTRA SPACE for a more FUNCTIONAL bath area while the Detailed Elegance of a GLASS VESSEL sink make you feel like your staying in a five star hotel.*



*Real Porcelain Stool  
with Foot Flush  
Easy maintenance durable  
finish for years of reliable  
service and great looks.*



*Choose from four elegant decors featuring durable fabrics on the furnishings and window coverings.*



*JUNIPER*



*SIENNA*



*PEBBLE*



*BUTTERSCOTCH*



*Carpet & Beauflor® Flooring*

*Standard in all models*



- A) Pull-out Trash and Recycle Bin Storage
- B) Solid-Surface Counter tops
- C) Elegant, Molded Slide-Out Fascias
- D) Exterior Speakers for Enjoying Under Your Awning
- E) Front Closet at Entry (most models) - Hides System Controls and Switches, Offers Coat Hooks and Storage Space.



## TRUE SOLID-SURFACE.

BIG COUNTRY's HANEX™ TRUE RESIDENTIAL SOLID SURFACE Counter Tops increase the usability, beauty and value of our coaches. The advanced blend of natural materials and pure, acrylic polymer is formed over a strong plywood base, providing design versatility and long-term performance to our customers. Hanex™ is one of the toughest counter tops in the world that is both durable and RENEWABLE.

RENEWABLE means it is the same consistency through and through and if scratched or chipped, can be easily repaired so that it looks like new!

The competition on the other hand... offers only a thin layer of FIBERglass, adhered to lesser quality particle board material that disintegrates when it gets wet. The FIBERS of these counter tops tend to stick out of the bottom edges and are painful to the touch.



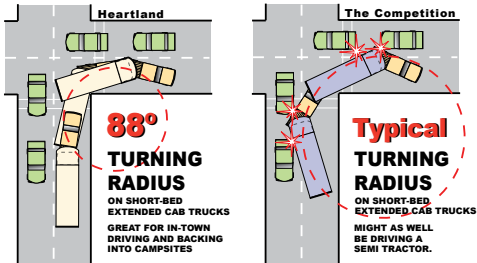
## THE COMPETITION

**vs. THIN FIBERGLASS.**



Yet another BIG COUNTRY smart design - the air-mattress hide-a-bed sofa offers the ultimate in comfort, as well as a deep drawer that is perfect for storing throw blankets and other items. Sets up and deflates in seconds.

**ACHIEVE AN 88° TURN!**  
**IN A SHORT-BED, EXTENDED CAB TRUCK**  
**ONLY IN A HEARTLAND!**



**PATENT PENDING!**  
 DON'T ACCEPT ANY IMITATIONS - IF YOU CAN'T TURN 88° IT'S NOT A HEARTLAND!

## Perfect for Short-Bed, Extended-Cab Trucks



*DROP FRAME STORAGE  
 Provides over 143 cubic feet of clean, pass-through storage space!*



*UNIVERSAL DOCKING CENTER  
 Each BIG COUNTRY features Heartland's famous UDC. Our fiberglass water resistant compartment that contains all the units hook-ups - including the tank pull handles - have been engineered into one easy-to-access, concealed area. There are even water heater by-pass and winterization valves located here for your convenience.*



*The standard HITCH COVER provides not only a great, clean look - but improved aerodynamics.*



*Heartland's optional ToyLok is perfect for quickly and easily securing bikes, grills, furniture and anything else that needs to be secured when you leave your site unattended.*

*The standard Molded Fiberglass Rear Cap protects and enhances your investment. Now you can have that high-end look at an affordable price.*



# YOUR LAMINATED WORLD...

Strength, Durability & Comfort  
**BEYOND COMPARE!**



## LAMINATED FLOOR SYSTEM

*BIG COUNTRY's LAMINATED Floor System is one of the STRONGEST FLOORS in the industry! Featuring sturdy 2.5" Aluminum Framing; thick Block Foam Insulation; One-Piece Seamless Decking and a Thermo-Board Luan on the bottom. All of this is Laminated together for Maximum Strength and Insulation R Value - virtually eliminating flex in the floor!*

*Choose Heartland for Maximum Strength; Maximum Insulation Value; and Minimal Flex!!*



**HEARTLAND'S 3" LAMINATED FLOOR**

*BIG COUNTRY's LAMINATED Floor Construction easily supported over 1,800 lbs. of Water Jugs in one spot - resulting in less than 1/4" of flex!!*

## ZERO° TESTED!

Heartland 5th wheel Construction has been subjected to rigid testing in the famous DOMETIC™ extreme temperature testing chamber where it passed with flying colors! The chamber is set to 0° to test the unit's heating efficiency, followed by being set at 100° to test its cooling efficiency. With our thick 2" laminated walls; enclosed and heated underbelly; and insulated floor - the interior of the Heartland coach remained warm and comfy during the sub-freezing test and nice and cool during the heat test!



For more details, visit our web site:  
[www.HEARTLANDRVs.com](http://www.HEARTLANDRVs.com)



*Traditional RV Floor Construction often flexes in the middle of the coach - because that's where the holding tanks are located and there is no steel frame support under the lumber.*

## THE COMPETITION



**Competition's Non-Laminated Floor**

# Big Country

BY HEARTLAND

## LAMINATED ROOF SYSTEM

*The combination of these three systems bring you the Strongest and Lightest construction available while also providing unparalleled noise reduction, thermal insulation and durability. Protecting your investment is important to HEARTLAND. Laminated construction provides that protection in addition to offering peace of mind that you will be spending more time enjoying your family and travels than worrying about repairing your RV.*



**BEST-IN-CLASS**

- INSULATION • R VALUE
- NOISE REDUCTION
- DURABILITY
- STRENGTH
- LOOKS

- RUBBER SKIN
- WOOD DECKING
- BLOCK FOAM INSULATION
- ALUMINUM RIBS & PERIMETER
- DECORATIVE, TEXTURED CEILING VINYL

**5 INCHES - FIVE LAYERS**



*Strength, Durability & Comfort BEYOND COMPARE!*

**SOUND BARRIER**

**THERMAL EFFICIENT**

**SUPER STRENGTH**



**Lightweight ALUMINUM**

**2" THICK SIDEWALLS!**

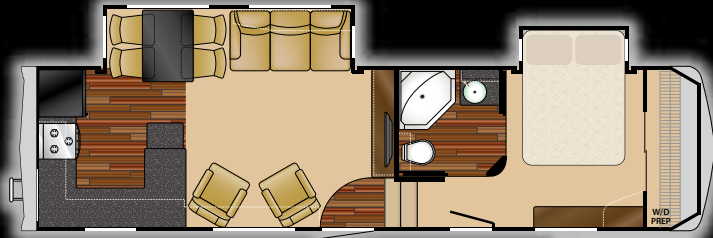


Just an 1/8" thick foam cup protects your hand from scalding hot coffee... imagine what nearly 2" of block foam does for your Laminated Heartland Sidewall!

Double Welded, Fully Laminated Sidewall Construction

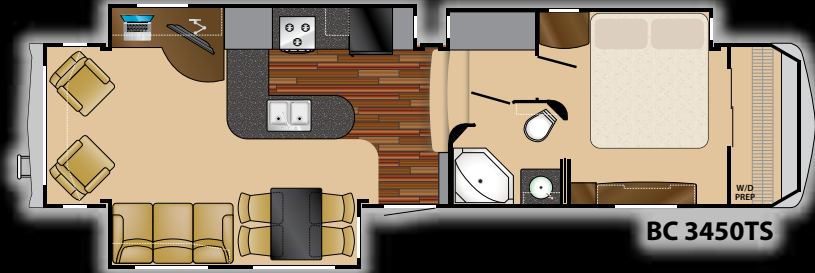
## LAMINATED WALL SYSTEM

Dry Weight 9,980  
 Hitch Weight 2,268  
 Length 32'-10"  
 Height 12'-11"



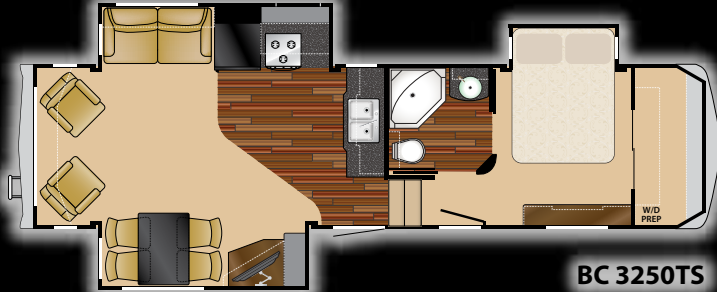
**BC 2950RK**

Dry Weight 11,950  
 Hitch Weight 2,200  
 Length 38'-4"  
 Height 12'-11"



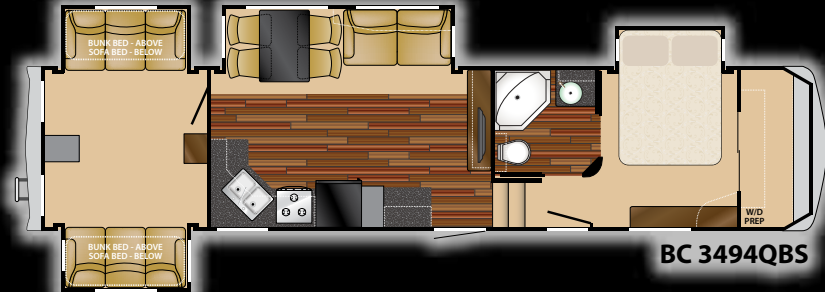
**BC 3450TS**

Dry Weight 10,590  
 Hitch Weight 1,920  
 Length 33'-2"  
 Height 12'-11"



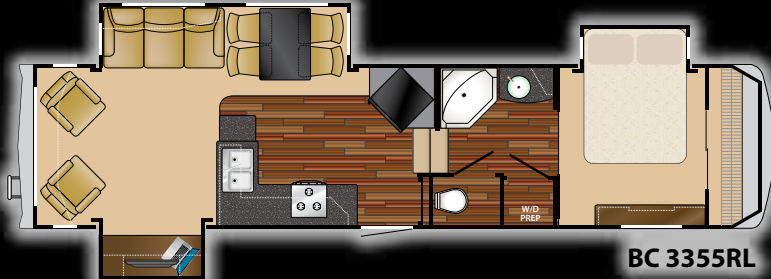
**BC 3250TS**

Dry Weight 11,900  
 Hitch Weight 1,970  
 Length 38'-10"  
 Height 12'-11"



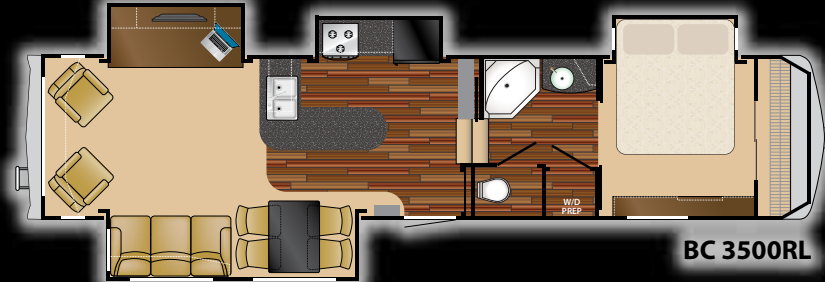
**BC 3494QBS**

Dry Weight 11,110  
 Hitch Weight 1,940  
 Length 36'-8"  
 Height 12'-11"



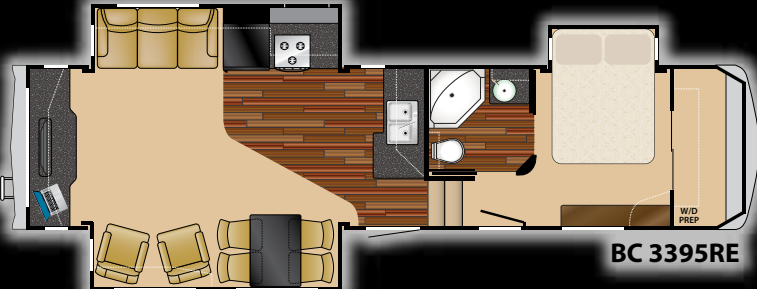
**BC 3355RL**

Dry Weight 12,180  
 Hitch Weight 2,068  
 Length 38'-1"  
 Height 12'-11"



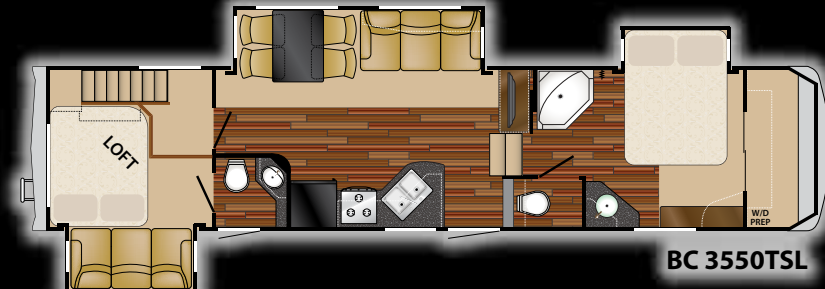
**BC 3500RL**

Dry Weight 11,455  
 Hitch Weight 2,150  
 Length 36'-2"  
 Height 12'-11"



**BC 3395RE**

Dry Weight 11,780  
 Hitch Weight 2,028  
 Length 38'-1"  
 Height 12'-11"



**BC 3550TSL**

**B** Higher Standards

## HAND CRAFTED CABINETRY

- Two Tone Mocha glazed and cherry interior
- All Cabinet Frames are Pre-Drilled, and Screwed Together - not stapled
- Deluxe Ball-Bearing Drawer Guides
- Euro Style hidden hinges

## UNIVERSAL DOCKING CENTER -

- 12 Volt Light
- All Tanks Pull Handles, enclosed gate valves
- Hot & Cold Shower with Sprayer
- Black Tank Flush System Hook Up
- Water Hook Up
- RG-6 Coaxial Cable Hook Up
- Dual Satellite Hook Up (Roof OR Tri-Pod)
- Telephone Hook Ups
- Winterization Valves and water heater bypass

## BIGGEST EXTERIOR STORAGE IN IT'S CLASS:

- Over 145 Cubic Feet of Storage!
- Large Insulated Access Doors
- Unobstructed Pass-Through Design
- 110V Outlet & Cable TV Plug
- 12V Trunk Lights

## BEDROOM

- Large Walk-In Front Wardrobe
- Bedroom Slideout w/Underbed Storage
- Two Windows in Slide for Better Air Flow
- 6'-4" full profile Bedroom Ceiling Height Throughout
- Reading Lights Over Bed
- Speakers in Bedroom

## STANDARD WINDOW FEATURES

- Dark Tinted Safety Glass Windows with UV Inhibitor

## EXTERIOR FEATURES

- Exterior Speakers
- Jensen™ 12V Sound System
- 2 Molded Security Lights
- Light at Entry Step

## LAMINATED FLOOR CONSTRUCTION

- Strong Aluminum Framing
- Block Foam Insulation
- 3/8" Seamless Decking (No Seams)
- Thermo-Board Luan on the Bottom

## LAMINATED ROOF CONSTRUCTION

- 5" Laminated - Block Foam with Aluminum Truss
- Walkable Roof Decking
- One-Piece Seamless EPDM Rubber Roof

## LAMINATED WALL CONSTRUCTION

- Metallic high gloss platinum exterior fiberglass
- Double-Welded Aircraft Quality Aluminum throughout

## FRAME & LANDING GEAR

- Strong 10" I-Beam Frame w/Drop Frame (12" I-Beam on 3500RL / 3450TS / 3494QBS)
- Front Electric Landing Jacks
- Spring Loaded Snap Pins
- Heavy Duty Rear Stabilizer Jacks

## TIRE/AXLES/SUSPENSION

- Heavy-Duty E-Rated 16" Tires (G-Rated on 3500RL / 3450TS / 3494QBS / 3550TSL)
- Trail-Air™ Equa-Flex Suspension
- Aluminum rims
- 6,000 lb. Axles (7,000 lb. on 3500RL / 3450TS / 3494QBS / 3550TSL)
- 2" x 12" Brakes on each hub
- ABS Fender Skirts
- shocks on each hub

## UNDERBELLY

- Seamless Corrugated Underbelly Material
- Heated, enclosed, and insulated underbelly, holding tanks and gate valves

## PLUMBING

- Color-Coded Plumb-PLEX™ Water Lines

## TANK SIZE & LP GAS SYSTEM

- 75 Gallons - Fresh Water system
- 90 Gallons - Grey/45 Gallons - Black
- (2) 30# LP bottles

## POWER

- 60 AMP/12V DC Power Converter
- 50 Amp Detachable Marine Cord
- 110V Exterior Electrical Receptacles

## HEATING

- 35,000 BTU Furnace (40,000 on 3500RL / 3450TS / 3494QBS)
- Heated Stool Room

## COOLING

- 15,000 BTU Air Conditioner
- Air Conditioned Stool Room

## INSULATION VALUES

- Walls - R8 Insulation
- Roof - R23 Insulation
- Floor - R27 Insulation

## MAIN SLIDE ROOM

- 6'-5" Ceiling Height
- Hydraulic Operating System with manual override
- Double Squeegee Seals w/One-Piece Weather-proof Floor Pan.
- Cabinets Above Sofa

## LIVING ROOM

- Decorative Glass Inserts in Overheads
- 110V Ceiling Fan with Light Kit
- Venetian wood blinds

## FOR YOUR PROTECTION & SAFETY

- Smoke Detectors on Ceiling
- Fire Extinguisher by Entry Door
- LP Gas & CO2 Detectors inside Unit
- Exterior Security Flood Lights
- Break Away Switch
- Deadbolt Lock on Entrance Door
- 120V GFI Protected Outlets
- Fire Escape Windows
- All Safety Glass Windows
- 12V Hitch Light

## KITCHEN

- Room for Large Trash Can
- Residential Sized Cabinets
- Residential Size Stainless Steel Sink
- Deep Residential Size Drawers
- Large, Deep Pantry w/Adjustable Shelves plus pull out pantries
- Countertop Extension (most models)

## BATH AREA

- 6'-4" Bath/Bed Ceiling Height Throughout
- Large Medicine Cabinet
- Vanity Light Bar and Wall Mirrors

## SHOWER

- One-Piece Fiberglass Shower w/Seat
- Glass Shower Surround
- Adjustable Shower Head/Soap Dish
- Clear Skylight over Shower

## COMMODOE ROOM

- Power Roof Ventilation
- Dual 12V Lights with Soft Lighting Lenses
- Porcelain Commode w/Foot Flush
- Storage Shelf
- 110V Outlet for Night Light

## OPTIONS

### EXTERIOR -

- Electric Rear Jacks
- Electric Awning
- ToyLoc
- (3494 only) Exterior auxiliary refrigerator
- Slide toppers
- Generator preparation

### INTERIOR -

- Booth Dinette IPO Free Standing
- Extra High Back Desk Chair
- (2950 only) 2 Recliners IPO J-Sofa
- Solid Surface Countertop with Dijon colored insert
- 19" TV in bedroom
- Queen bed option
- Central Vacuum
- Leather chairs in place of standard fabric chairs

### APPLIANCES -

- Electric Fireplace (N/A on 3550TSL, 3494QBS, 2950RK)
- convection microwave upgrade from standard microwave

### HEATING & COOLING -

- 2nd A/C 13,500 BTU low profile and wall thermostat in bedroom
- Dual Pane Windows

## BIG COUNTRY PACKAGE -

Aluminum Framed Laminated Floor & Roof, High Gloss Metallic sidewalls, Hydraulic Slide System, Wood Blinds, Wrought Iron Window Treatments, Wood Grain Beau Flooring, Universal Docking Center, Patent Pending 88 Degree Turning Radius Front Cap, 16" Aluminum Rims, Molded Rear Fiberglass Cap, ABS Hitch Cover, HDTV, Extended Gutter Spouts, Two Tone Mocha glazed and cherry interior, Frieze Carpeting, Roof Ladder, One Piece Fiberglass Shower w/Skydome, Spare Tire and Carrier, Awning, 12 Gallon Gas/Electric DSI Water Heater, Free Standing Dinette w/4 Chairs, Sofa Air Bed, Courtesy Light Kit, Ceiling Fan w/Lights, Washer/Dryer Prep, Fantastic Fan w/Rain Sensor in Living Room, Outside Speakers, Fold-Away Entry Handle, Black Tank Flush, Porcelain Toilet, E-Z Lube Hubs, Extended Hitch Pin, 22" Oven, Equa-Flex Suspension by Trail-Air, 50 amp, Dual Satellite Prep, TV Antenna w/Booster, 2 Rocker/Recliners (where applicable), Stainless Steel Kitchen Sink



Heartland Recreational Vehicles  
 1001 All-Pro Drive • Elkhart, IN 46514 • 574-262-5992

**Community. Convenience. Close-to-home.**

Where you purchase your recreational vehicle is ultimately your decision but Heartland urges you to consider buying at your local dealer. Dealers are part of your community, providing jobs and contributing to your local economy. These dealers are under obligation to provide warranty service for products they sell, but are not legally required to service products purchased from other dealers. At some point, you may need to return to the dealer you buy from - why not stay close to home? After all, home is where your Heartland is!

**BENEFITS OF PURCHASING YOUR RV LOCALLY:**

- You enjoy valuable relationship building with Dealer Representatives, close to your home, who will explain the features and benefits of the product.
- You receive a full product orientation prior to delivery, which includes hands-on directions for many of the coach's systems and functions. You are also introduced to the Dealership's Service/Parts/Warranty personnel who are at the ready to help you with any issues you may encounter, now and in the future.
- You enjoy customer PRIORITY. Dealerships generally service their purchasing customers first - others may experience long delays and miss opportunities to use their RV. What is it worth for you to have a dealership's full attention and motivation to satisfy you when you need service - in a timely manner?
- Valuable TAX dollars and jobs stay in YOUR community which pays for your roads, schools, police and fire departments.

**DON'T UNDERESTIMATE CUSTOMER SERVICE AND PERSONAL CARE!**

For Canadian Residents: If you purchase an RV out-of-country, there are additional fees, taxes and inspections that must be met before bringing your product home. Your local Canadian dealers are experts in these provisions.

Your Authorized Heartland Dealer:

**www.HEARTLANDRVS.com**

**Experience:**  
 Product Walk-Through Videos  
 Side By Side Comparisons  
 Feature Videos • Photo Galleries  
 Virtual 360° Tours  
 Detailed Floor Plans  
 News • Testimonials  
 Customer Service  
 Service Locator  
 Owners Club • More  
 at our Informative Web Site

*Big Country*  
 BY HEARTLAND

*Residential Living*

**CALL DIRECT FOR DIRECT RESULTS!**

**TOLL FREE & WARRANTY PHONE NUMBERS:**  
Use or select the toll free number for customer service, or the warranty phone number of our most common vendor partner to you may work directly with them to resolve service issues. Check the brand name on the product to determine the correct vendor.

<b>LIPPETT</b> (Lippert, Lippert, Lippert)	1.866.524.7821
<b>DOMETIC</b> (Dometic, Dometic, Awinco, Compaq)	1.800.544.4881
<b>NORCO</b> (Norco, Norco, Norco)	1.800.347.2232
<b>SHUR-FLW</b> (Shur-Flw, Shur-Flw, Shur-Flw)	1.800.854.3218
<b>THETFORD</b> (Thetford, Thetford, Thetford)	1.800.543.1219
<b>KIB</b> (Kib, Kib, Kib)	1.800.250.7051
<b>TREDIT TIRE</b> (Tredit Tire, Tredit Tire, Tredit Tire)	1.800.537.2925
<b>A.S.A.</b> (A.S.A., A.S.A., A.S.A.)	1.800.688.3135
<b>PROGRESSIVE</b> (Progressive, Progressive, Progressive)	1.269.781.4241
<b>CHENG</b> (Cheng, Cheng, Cheng)	1.877.284.8997
<b>ATWOOD</b> (Atwood, Atwood, Atwood)	1.866.869.3118
<b>SUBURBAN</b> (Suburban, Suburban, Suburban)	1.423.775.2131
<b>SWAN</b> (Swan, Swan, Swan)	1.800.228.7926
<b>B &amp; B</b> (B & B, B & B, B & B)	1.574.259.7838

**Call Direct,  
 Fast Results!  
 800# LABEL  
 IN EVERY HEARTLAND**

We provide a convenient sticker in each coach listing the warranty phone numbers of our most common vendor partners so that if you choose to, you may work directly with them to more quickly resolve issues or obtain replacement items.



**HEARTLAND  
 CUSTOMER SERVICE  
 WE'VE GOT YOUR BACK!**

Over 40 men and women located in a dedicated facility servicing our customers every day. With a dealer network of over 400 locations across the U.S. and Canada, you're never far from an authorized Heartland dealer.

Product information is as accurate as possible as of the date of publication of this brochure. Due to Heartland's commitment to continuous product improvement - floorplans, materials, components, features, specifications, options, etc. are subject to change without notice or obligation to Heartland Recreational Vehicles.  
**Tow Vehicle Caution:** Owners of Heartland recreational vehicles are solely responsible for the selection and proper use of tow vehicles. All customers should consult with a motor vehicle manufacturer or their dealer concerning the purchase and use of suitable tow vehicles for Heartland products. Heartland disclaims any liability or damages suffered as a result of the selection, operation, use or misuse of a tow vehicle. Heartland's limited warranty does not cover damage to the recreational vehicle or the tow vehicle as a result of the selection of the tow vehicle.  
 See your nearest Heartland dealer to review a current model. 20,000 Litho 9/09