

# Chateau

## CITATION

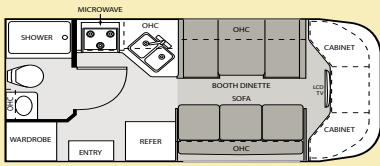
BY FOUR WINDS INTERNATIONAL

FLOORPLANS *FW*

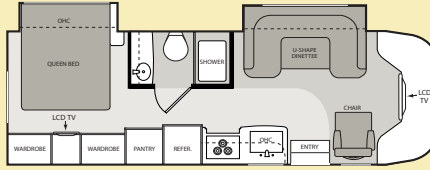
2010

B+ Class Motorhome

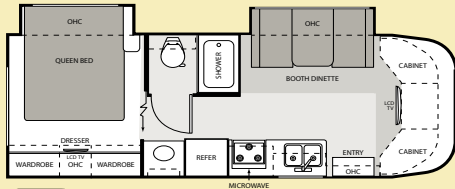
### CITATION STANDARD B+



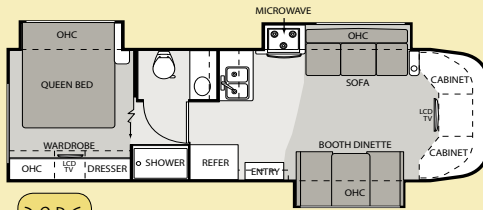
21BC



28BK



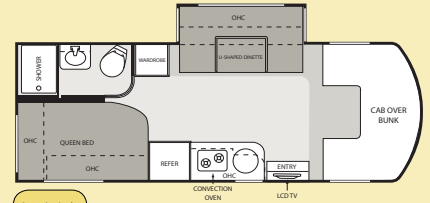
26BE



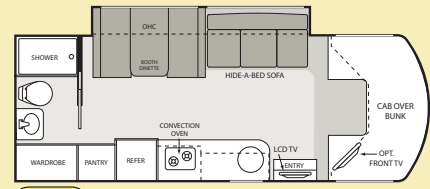
29BG

*FW* Four Winds INTERNATIONAL

### CITATION SPRINTER



24SA



24SB

### SPECIFICATIONS *FW*

	Standard B+ models				Sprinter B+ models	
	21BC	26BE	28BK	29BG	24SA	24SB
<b>Model</b>						
<b>Ford Chassis - Triton Engine</b>	5.4L/V-8	6.8L/V-10	6.8L/V-10	6.8L/V-10	N/A	N/A
Gross Vehicle (GVWR)	11,500	14,500	14,500	14,500	N/A	N/A
Gross Combined (GCWR)	13,000	20,000	20,000	20,000	N/A	N/A
<b>Ford Chassis - Power Stroke Diesel Engine (opt)</b>	N/A	6.0L/V-8	N/A	N/A	N/A	N/A
Gross Vehicle (GVWR)	N/A	14,500	N/A	N/A	N/A	N/A
Gross Combined (GCWR)	N/A	20,000	N/A	N/A	N/A	N/A
<b>Chevy Chassis - Vortec Engine</b>	6.0L/V-8	6.0L/V-8	6.0L/V-8	6.0L/V-8	N/A	N/A
Gross Vehicle (GVWR)	12,300	14,050	14,050	14,050	N/A	N/A
Gross Combined (GCWR)	16,000	17,600	17,600	17,600	N/A	N/A
<b>Sprinter Chassis - Turbo Diesel Engine</b>	N/A	N/A	N/A	N/A	3.0L/V-6	3.0L/V-6
Gross Vehicle (GVWR)	N/A	N/A	N/A	N/A	11,030	11,030
Gross Combined (GCWR)	N/A	N/A	N/A	N/A	14,530	14,530
<b>Wheel Base (Ford/Chevy)</b>	138"/139"	181"/182"	181"/182"	213"/214"	170"	170"
<b>Exterior Length (w/out ladder) (Ford/Chevy)</b>	22'8"/23'7"	27'4"/28'3"	27'4"/28'3"	30'11"/31'10"	24'6"	24'10"
<b>Exterior Height (w/ AC)</b>	10'7"	10'7"	10'7"	10'7"	10'10"	10'10"
<b>Exterior Width (without mirrors)</b>	94"	94"	94"	94"	90"	90"
<b>Interior Height</b>	80"	80"	80"	80"	80"	80"
<b>Awning Size</b>	11'6"	18'	18'	20'	14'6"	14'6"
<b>Fuel (gallons) (Ford/Chevy)</b>	37/35	55/57	55/57	55/57	26.4	26.4
<b>LPG (pounds)</b>	40.9	40.9	40.9	40.9	68.2	68.2
<b>Fresh Water (gallons)</b>	39	33	33	33	40	42
<b>Waste Water (gallons)</b>	26	25	25	25	38	34
<b>Gray Water (gallons)</b>	26	33	37	23	34	38
<b>Water Heater (gallons)</b>	6	6	6	6	6	6
<b>Furnace (BTUs)</b>	25,000	25,000	25,000	25,000	25,000	25,000
<b>Exterior Storage Capacity (cubic feet) (Ford/Chevy)</b>	4/4	16/12	17/17	24/24	56	40

# 2010 CHATEAU CITATION & SPRINTER STANDARD & OPTIONAL FEATURES

BODY CONSTRUCTION/ EXTERIOR		B+	SP	INTERIOR		B+	SP	ENTERTAINMENT & ACCESSORIES		B+	SP	Onan® 3.6 (3600 watts) LP generator (std. with Ford chassis with diesel engine option and Sprinter chassis)		S	S		
Fully welded tubular steel floor system	S	N/A	Power driver's seat (Ford chassis only)	O	N/A	Solid surface countertop with sink covers	O	O	Onan® RV QD 3200 (3200 watts) diesel generator	N/A	O	Power Package: includes Automatic shoreline-to-generator transfer switch, Second auxiliary house battery, 6-gallon gas/electric water heater & Automatic electric entrance step	O	N/A			
Fully welded tubular aluminum floor system with Tek-Modo floor decking	N/A	S	Back-up monitor	S	S	Flip-up countertop extension (not available on 21BC)	S	N/A	30-amp service with shore line power cord	S	S	Automatic shoreline-to-generator transfer switch	PP	S			
Curved sidewall design	S	N/A	80" interior ceiling height	S	S	Large stainless steel single bowl sink with goose neck faucet	N/A	S	Battery disconnect switch	S	S	Battery disconnect switch	S	S			
Fully welded tubular aluminum roof and sidewall cage construction	S	S	Electric Euro-skylight	N/A	S	Large double bowl sink	S	N/A	Emergency start switch	S	N/A	Emergency start switch	S	N/A			
Vacu-Bond laminated roof, walls and floors with high-density block foam insulation	S	S	Residential linoleum (galley, bath and entry way)	S	S	Pantry (24SB & 28BK only)	S	S	Auxiliary house battery	PP	S	Auxiliary house battery	PP	S			
Slick fiberglass exterior sidewalls	S	S	Metal entry grab handle	S	S	Full extension drawer guides	S	S	Second auxiliary house battery	O	N/A	Second auxiliary house battery	O	N/A			
Exterior graphics package	S	S	Windshield privacy curtain	S	S	Front entertainment center with 32" LCD TV in cab-over	S	N/A	6-gallon gas water heater	S	N/A	6-gallon gas water heater	S	N/A			
Exterior graphics/partial paint packages	O	O	Cab-over bed ladder	N/A	S	19" LCD TV over the door and coach stereo system with AM/FM tuner and DVD player (24SA and 24SB only)	N/A	S	6-gallon gas/electric water heater	PP	S	6-gallon gas/electric water heater	PP	S			
Full-body paint package with Gel-coat sidewalls	O	O	13,500 BTU low-profile A/C in front	S	S	Portable 19" LCD TV in bedroom - can be removed and mounted to exterior hook-ups (N/A on 21BC & 24SB)	O	O	Black tank flush system	S	N/A	Black tank flush system	S	N/A			
Premium one-piece TPO roof—Energy Star approved	S	S	15,000 BTU low-profile A/C in front	O	N/A	Home theater system with DVD player and radio tuner	O	N/A	Water heater bypass system	S	S	Water heater bypass system	S	S			
Crown roof	S	S	Ceiling ducted A/C system	S	S	Outside entertainment center includes 26" LCD TV with AM/FM stereo, CD/DVD player with iPod ready jack and speakers (N/A on 21BC and 24SA)	O	O	Holding tanks with heat pads	O	O	Holding tanks with heat pads	O	O			
One-piece fiberglass front and rear caps	S	S	Fluorescent ceiling lighting	S	S	TV antenna and booster	S	S	<div style="border: 1px solid black; padding: 5px; background-color: #ffff00;"> <p align="center"><b>KEY:</b></p> <p align="center">*PP = Power Package Option</p> <p align="center">B+ = 21BC, 26BE, 28BK &amp; 29BG</p> <p align="center">SP = 24SA &amp; 24SB</p> </div>								
Manual patio awning	S	S	Directional reading lights	S	S	Cable TV prep	S	S									
Roof ladder	S	S	Cinnamon maple cabinetry	S	S	HD/DSS satellite prep	S	S									
Seamless roto-cast storage compartments	S	S	Cherry cabinetry	O	O	<b>BEDROOM/BATHROOM</b>		TC					SP				
Flush mount radius luggage doors	S	N/A	European style curved cabinetry with hidden hinges	S	S	Queen-size innerspring mattress (N/A on 21BC & 24SB)	S	S									
Side hinged slab luggage doors	N/A	S	Hardware with brushed nickel finish	S	S	Bedspread and pillow shams (N/A on 21BC and 24SB)	S	S									
Slide-out room awning	S	S	Day/Night shades throughout	S	S	Power bath vent	S	S									
Automatic electric entrance step	PP	S	Soft touch vinyl ceiling	S	S	China bowl toilet	S	S									
Clear acrylic, entry grab handle	S	S	Booth dinette (N/A on 28BK)	S	S	Skylight in shower	S	S									
Outside Shower	O	S	Leatherette Euro-recliner with ottoman (Std. on 28BK)	O	N/A	Shower with glass door	S	S									
<b>AUTOMOTIVE/COCKPIT</b>		B+	SP	<b>GALLEY</b>		B+	SP	<b>SAFETY/CONVENIENCE</b>		B+	SP	<b>ELECTRICAL &amp; PLUMBING</b>				B+	SP
14,500 GVWR Ford chassis with 6.0L PowerStroke™ diesel engine (26BE only)	O	N/A	Fabric/Infiniss™ Leather U-shape dinette IPO booth dinette (24SA only)	S	O	Double door refrigerator with stainless steel door inserts	S	S	Entry door with deadbolt lock	S	S	Onan® RV MicroQuiet™ 4.0 (4000 watts) gas generator	O	N/A			
AM/FM dash radio with large buttons, CD player and weather band tuner; iPod and Sirius® satellite ready	S	S	Infiniss™ leather hide-a-bed sofa with air mattress (Std. on 24SB & 29BG)	S	S	3-burner high-output cooktop with cover	S	N/A	Telephone jack	S	S						
Power window and door locks	S	S	Infiniss™ leather hide-a-bed sofa with air mattress and pedestal table IPO booth dinette (24SA and 26BE only)	O	O	European 2-burner high-output gas range top with glass cover	N/A	S	System control center	S	S						
3-Point driver and passenger seat belts	S	S	Fantastic fan	O	O	Stainless steel power range hood	S	S	Smoke, LPG, carbon monoxide detectors	S	S						
Driver and passenger air bags	S	S	<b>GALLEY</b>		B+	SP	Stainless steel convection microwave	S	S	Fire extinguisher	S	S					
Upgrade dash insert with drink tray	S	N/A	Double door refrigerator with stainless steel door inserts	S	S	Stainless steel convection oven (Canadian units only)	S	N/A	Slide-out battery tray	S	N/A						
Fiberglass running boards	S	S	3-burner high-output cooktop with cover	S	N/A	Laminate countertops	S	S	Keyless entry for cab doors	N/A	S						
Fiberglass running boards	S	S	European 2-burner high-output gas range top with glass cover	N/A	S			Convenience package: keyless entry and valve stem extenders	O	N/A							
Stainless steel wheel liners	S	S	Stainless steel power range hood	S	S												
Heated, remote exterior mirrors	S	S	Stainless steel convection microwave	S	S												
Spare tire kit	O	S	Non-stainless steel convection oven (Canadian units only)	S	N/A												
3,500-lb. trailer hitch	N/A	S	Laminate countertops	S	S												
5,000-lb. trailer hitch	S	N/A															
Infiniss leather driver and passenger captain's chairs	S	S															



**VEHICLE LOADING:** Every effort has been made to provide the greatest number of options for the recreation vehicle owner. Along with these choices comes the responsibility to manage the loads that are imposed by the choices so that they remain within the manufacturer's specified chassis weight limits. Do not overload the recreation vehicle.

**IMPORTANT:** Towing capacity may vary by chassis model, floorplan, options and loading of the vehicle. This may result in a towing capacity which is less than the maximum capacity of the hitch. Do not exceed the vehicle's Gross

Combined Weight Rating (GCWR), or the hitch rating. A separate functioning brake system is required for any towed vehicle or trailer weighing more than 1,000 lbs. (450 KG) when fully loaded. Liquid capacities and weights are approximations only.

**WARNING:** This information is intended as a guide only. Weights of individual vehicles may vary. Consult your owner's manual and weight sticker affixed to each vehicle for complete loading, weighing, and towing instructions.

**WARRANTY:** This vehicle is provided with a one-year, 15,000-mile limited warranty and a three-year, 45,000-mile limited structural warranty. Chassis, component part and appliance manufacturers issue limited warranties covering those portions of the vehicle not covered by the limited warranties issued by Four Winds International. To learn what portions of the vehicle are excluded from coverage under the limited warranties issued by Four Winds International, please contact your selling dealership or Four Winds International directly, or review the warranty packet inside the vehicle.

Product information, specifications, and photography in this brochure were as accurate as possible at time of printing. Photographs may contain some features that are optional on your vehicle. Since we continually strive to improve our products, actual products may differ. The manufacturer reserves the right, at any time, to make changes in product design, materials, component specifications and pricing, without notice. All capacities are approximate and dimensions are nominal. Some features or options may be different or unavailable in Canada.