



Trail Runner

BY HEARTLAND

See Where it Leads You...

FULL SEVEN (7) FOOT CEILING, (6'-1" SLIDE ROOM CEILINGS)



CREATIVE, FUNCTIONAL FLOORPLAN DESIGNS

The all-new TRAIL RUNNER features exciting new interior concepts offering loads of cabinet storage, plush furnishings, abundant counter top space, and many windows to provide a great view of your surroundings. TRAIL RUNNERS living room designs are perfect for entertaining guests or relaxing while on that well deserved vacation.



Trail Runner

BY HEARTLAND



OUTSTANDING KITCHEN AREAS

Meal preparation is a pleasure in a TRAIL RUNNER kitchen outfitted with a three burner range, oven, microwave, large double door refrigerator, residential double sink and plenty of cabinet and pantry space for all the fixens.

ROOMY BEDROOMS and STORAGE GALORE

Large beds and room to get around them make TRAIL RUNNER bedrooms comfortable and very livable. Nightstands, wardrobes and overhead cabinets provide you with plenty of storage.



STEEL BALL BEARING DRAWER GUIDES

Smart designs - TRAIL RUNNER leads the way with full extension, extra strong drawer guides allowing for larger drawers which extend past the cabinet face for maximum usage.



**OUTDOOR
SPEAKERS
STANDARD**



Extra storage is provided by built-in storage under the bed that extends to the exterior pass through for convenient access without the need to go outside in the rain.



ENTERTAIN

TRAIL RUNNER owners enjoy the built in entertainment center with media storage and AM/FM, Weatherband, CD/DVD, USB MP3/Aux input for hours of entertainment. indoor and outdoor speakers
TV cabinet designed to accomodate many of todays popular LCD flat panel TVs. TV not included.

HIGHER STANDARDS



RESIDENTIAL 50/50 SINK


No more little travel trailer sink, a real sink for a real kitchen



FREE-STANDING DINETTE TABLE

The free-standing dinette table offers maximum flexibility. You can even take the table outside for lunch to enjoy the outdoors.

PORTABLE TABLE



REMOVABLE SHELVING

Need room for tall gear or large items, No problem! TRAIL RUNNER offers flexible storage to fit your needs



Nonmetallic ducts eliminate condensation buildup in the attic that can cause water damage.

DUAL DUCTED AC

Comfort is key. TRAIL RUNNER'S dual ducted AC distributes the cool air evenly throughout the travel trailer rather than cooling one spot and relying on fans to spread it around.



Radius corners are STRONGER and LAST LONGER



UNIBODY CONSTRUCTION

UNIBODY CONSTRUCTED FRAME.
Every great structure begins with a solid foundation, TRAIL RUNNER is no different. The A-frame passes through the frame supports allowing for total contact between pieces of the frame when welding



RADIUS

RADIUS ENTRY STEPS give you larger step treads and fewer sharp corners

LARGE AWNINGS
Enjoy the large patio area rain or shine



EZ-LUBE
Axles for dependable service

Aerodynamic Front Profile:
Decreased wind resistance while towing, helping to maximize every precious gallon of gas. Enjoy better handling and great looks brought to you by our sleek front profile.



HEARTLAND ADVANTAGE
• Built-In Bike Rack •



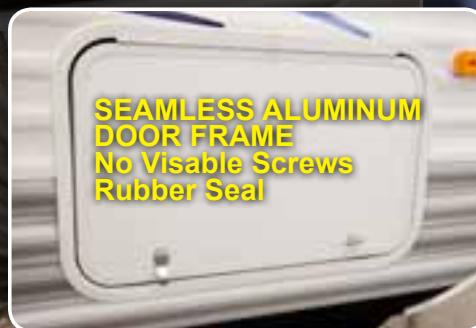
*Where Available

Porcelain Stool-Foot Flush
Easy maintenance durable finish for years of reliable service and great looks*



INSULATED

THICK INSULATED BAGGAGE DOORS



SEAMLESS ALUMINUM DOOR FRAME
No Visible Screws
Rubber Seal

Exterior Options:



30# LP Bottles with cover



Exterior Shower



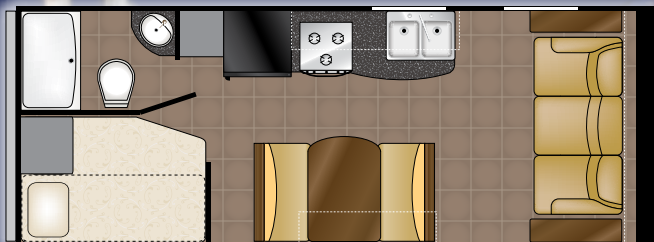
Stabilizer Jacks



Spare Tire and Carrier



Trail Runner

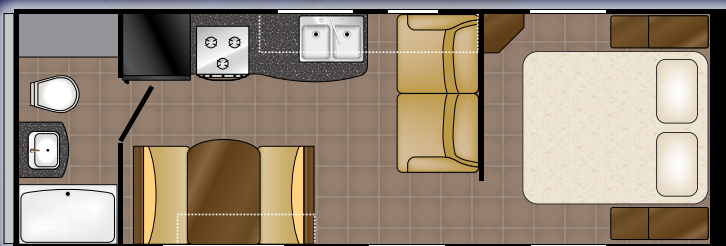


TR 20FLB

Dry: 5,014 lb.
Carrying: 1,886 lb.
Hitch: 625 lb.

Length: 24'-7"
Height: 11'-2"
Width: 96"

Fresh: 50 gal.
Gray: 37 gal.
Black: 37 gal.

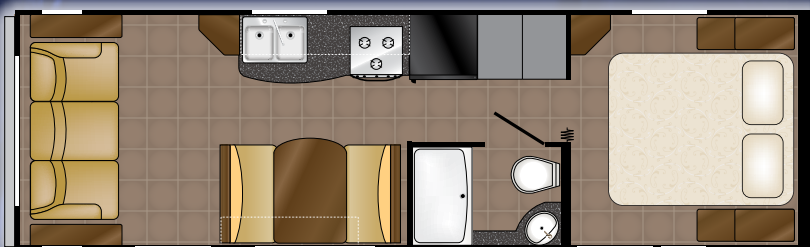


TR 22RBQ

Dry: 4,820 lb.
Carrying: 2,080 lb.
Hitch: 460 lb.

Length: 26'-8"
Height: 11'-2"
Width: 96"

Fresh: 50 gal.
Gray: 37 gal.
Black: 37 gal.

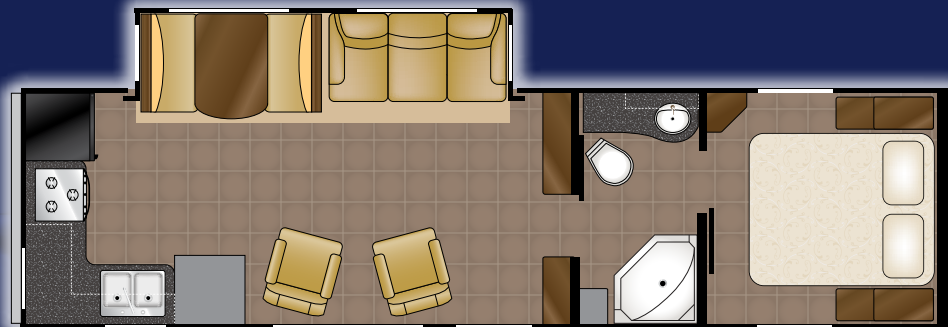


TR 25RLQ

Dry: 5,798 lb.
Carrying: 1,102 lb.
Hitch: 750 lb.

Length: 29'-7"
Height: 11'-2"
Width: 96"

Fresh: 50 gal.
Gray: 37 gal.
Black: 37 gal.

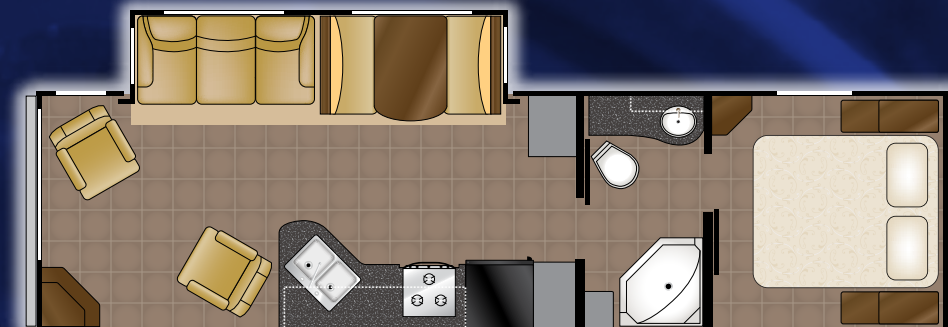


TR 28RKS

Dry: 7,136 lb.
Carrying: 3,264 lb.
Hitch: 728 lb.

Length: 33'-11"
Height: 11'-5"
Width: 96"

Fresh: 50 gal.
Gray: 37 gal.
Black: 37 gal.

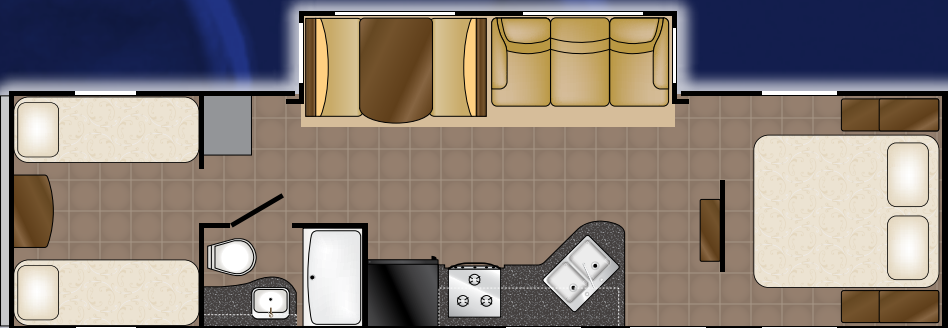


TR 29SRL

Dry: 7,016 lb.
Carrying: 3,384 lb.
Hitch: 828 lb.

Length: 33'-7"
Height: 11'-5"
Width: 96"

Fresh: 50 gal.
Gray: 37 gal.
Black: 37 gal.

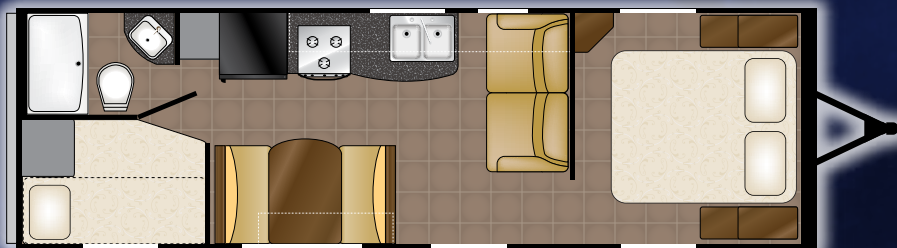


TR 30FQBS

Dry: 7,340 lb.
Carrying: 3,060 lb.
Hitch: 780 lb.

Length: 34'-6"
Height: 11'-5"
Width: 96"

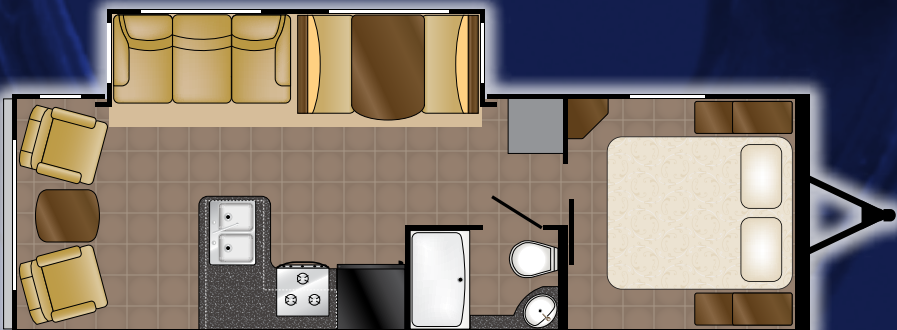
Fresh: 50 gal.
Gray: 37 gal.
Black: 37 gal.

**TR 26FQB**

Dry: 5,160 lb.
Carrying: 1,740 lb.
Hitch: 640 lb.

Length: 29'-8"
Height: 11'-2"
Width: 96"

Fresh: 50 gal.
Gray: 37 gal.
Black: 37 gal.

**TR 26RLSS**

Dry: 6,640 lb.
Carrying: 3,760 lb.
Hitch: 630 lb.

Length: 29'-6"
Height: 11'-5"
Width: 96"

Fresh: 50 gal.
Gray: 37 gal.
Black: 37 gal.

**TR 27FQBS**

Dry: 6,326 lb.
Carrying: 4,074 lb.
Hitch: 751 lb.

Length: 30'-7"
Height: 11'-5"
Width: 96"

Fresh: 50 gal.
Gray: 37 gal.
Black: 37 gal.

Construction Features

- .024" Aluminum Exterior Skin
- R-7 Fiberglass Insulation Sidewall, Roof, and Floor
- 5/8" Main Floor Decking
- Roof Rafters Wood Tapered 4-1/2" Trusses
- Unique Aerodynamic Radius Front Profile
- Wall Studs on 16" Centers
- Electric-Powered Slide Rooms (all slide-out models)
- Prep for Rear Ladder
- Fully Walkable Roof w/ 3/8" Decking
- One-Piece, Seamless Rubber Roof
- 8' Exterior Width
- 84" (7ft.) Interior Ceiling Height
- 71" (6ft. 1in.) Slide-Room Ceiling Height
- 2" x 3" Longitudinal Floor Joists on 16"-18" Centers
- Cambered Structural Steel I-Beam Frame

Exterior

- 15" Radial Tires w/ White Steel Rims (slide models only)
- Molded Fender Skirts
- 2 Outside Speakers on Door Side
- Deluxe Patio Awning
- Bumper w/ Drain Hose Carrier, End Caps
- White Plastic Entry Grab Handle
- Radius-Cornered Baggage Doors
- Straight Axles w/ Electric Brakes
- E-Z Lube Axles
- Painted Lower-Bodyside Metal
- Radius Painted Lower-Bodyside Skirt Metal
- Amber Patio Light w/ Inside Switch
- Radius-Cornered Fiberglass Entrance Door w/ Screen Door
- Molded Rain Guttering w/ Drip Spouts
- Radius Retractable Entrance Step (Dbl: non-slide / Triple: slide)
- Black Framed Radius Windows

Exterior Options

- 30 lb. LP Gas Bottles w/ Cover
- Exterior Shower
- Stabilizer Jacks
- Spare Tire

Interior

- Wrapped Slide Fascia
- OH Cabinet Over Sofa in Super-Slides
- Solid Wood Drawer Fronts
- Radius Dinette Booth Backs (top)
- Multi-Purpose Inside/Outside Dinette Table
- Double Light Over Sofa and Dinette
- Full Width (72") Sofas (select models)
- Convertible Sofa
- AM/FM/CD/DVD w/ 4 Speakers
- CO Detector

- Cable TV Hook-Up w/ RG6 Coax Cabling
- O.H.C. Above Sofas in Sofa-Slides
- Roof Mounted Antenna for Radio
- Swivel rocker(s) (1 or 2 on select models)
- Crank-Up TV Antenna w/ Signal Booster
- Windows in Slideroom Ends
- Fabric Covered Box Valances
- Mini-Blinds thru-out

Heat, Air, Power and Water

- Hook-Up for City Water
- Systems Monitor Panel
- 12V Demand Water Pump
- 13.5 BTU A/C
- Ducted Central A/C w/ Louvered Directional Ceiling Vents
- Fast-Blast A/C Grill
- 12V Electrical System w/ Deluxe 110V 45-Amp Power Converter
- 6 Gal. Gas DSI Hot Water Heater
- 30-Amp Power Cord
- 110V GFCI Protected Exterior Receptacle
- Auto-Ignition Furnace with Wall Thermostat
- Wood Grained Air Return
- In-Floor Ducted Heat
- ABS Holding Tanks
- Water System Winterization Kit
- Water Heater Bypass

Bathroom

- Shower Curtain with Curved Shower Track
- Tub/Shower Surround
- Bathroom Power Vent
- Porcelain Toilet with Foot Flush where available
- Medicine Cabinet w/ Mirror
- Vinyl Flooring

Kitchen

- Microwave Oven with Carousel
- High-Rise Faucet
- Acrylic Residential-Style Sink (50/50)
- 3-Burner Cook Top w/ HO Front Burner
- Range Hood w/ Light and Exhaust Fan
- Ball Bearing Drawer Guides
- Spice Rack, Built-In Under Kitchen Sink (select models)
- Large Oven
- Trash-Can Cabinet in Kitchen
- Double Door Refer
- Paneled Refer Front

Bedroom

- Shirt Wardrobe in Bedroom
- Center Cabinet Over Bed with Doors
- Innerspring Mattress (select models)
- Bi-Fold Privacy Door (select models)
- Under-Bed Storage w/ Gas Struts



Product information is as accurate as possible as of the date of publication of this brochure. Due to Heartland's commitment to continuous product improvement - floorplans, materials, components, features, specifications, options, etc. are subject to change without notice or obligation to Heartland Recreational Vehicles. TRAIL RUNNER specifications apply to coaches beginning with serial number E213663.

Tow Vehicle Caution: Owners of Heartland recreational vehicles are solely responsible for the selection and proper use of tow vehicles. All customers should consult with a motor vehicle manufacturer or their dealer concerning the purchase and use of suitable tow vehicles for Heartland products. Heartland disclaims any liability or damages suffered as a result of the selection, operation, use or misuse of a tow vehicle. Heartland's limited warranty does not cover damage to the recreational vehicle or the tow vehicle as a result of the selection of the tow vehicle. See your nearest Heartland dealer to review a current model.



Heartland Recreational Vehicles
1001 All-Pro Drive • Elkhart, IN 46514 • 574-262-5992

Community. Convenience. Close-to-home.

Where you purchase your recreational vehicle is ultimately your decision but Heartland urges you to consider buying at your local dealer. Dealers are part of your community, providing jobs and contributing to your local economy. These dealers are under obligation to provide warranty service for products they sell, but are not legally required to service products purchased from other dealers. At some point, you may need to return to the dealer you buy from - why not stay close to home? After all, home is where your Heartland is!

BENEFITS OF PURCHASING YOUR RV LOCALLY:

- You enjoy valuable relationship building with Dealer Representatives, close to your home, who will explain the features and benefits of the product.
- You receive a full product orientation prior to delivery, which includes hands-on directions for many of the coach's systems and functions. You are also introduced to the Dealership's Service/Parts/Warranty personnel who are at the ready to help you with any issues you may encounter, now and in the future.
- You enjoy customer PRIORITY. Dealerships generally service their purchasing customers first - others may experience long delays and miss opportunities to use their RV. What is it worth for you to have a dealership's full attention and motivation to satisfy you when you need service - in a timely manner?
- Valuable TAX dollars and jobs stay in YOUR community which pays for your roads, schools, police and fire departments.

DON'T UNDERESTIMATE CUSTOMER SERVICE AND PERSONAL CARE!

For Canadian Residents: If you purchase an RV out-of-country, there are additional fees, taxes and inspections that must be met before bringing your product home. Your local Canadian dealers are experts in these provisions.

Your Authorized Heartland Dealer:



www.HEARTLANDRVs.com

Experience:

- Product Walk-Through Videos
 - Side By Side Comparisons
 - Feature Videos • Photo Galleries
 - Virtual 360° Tours
 - Detailed Floor Plans
 - News • Testimonials
 - Customer Service
 - Service Locator
 - Owners Club • More
- at our Informative Web Site



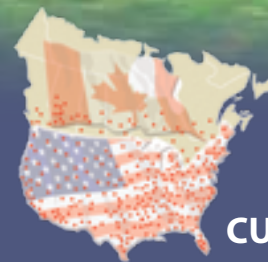
Trail Runner
BY HEARTLAND



VENDOR DIRECT 800#	
CALL DIRECT FOR DIRECT RESULTS! TOLL FREE & WARRANTY PHONE NUMBERS	
LIPPERT 1-888-524-7821	SUBURBAN 1-423-775-2131
DEXTER AILE 1-674-285-7888	SWAN 1-800-228-7928
DOMETIC 1-800-544-4881	S&B 1-674-288-7888
NORCO 1-800-347-2332	FLAR 1-674-284-2182
SHUR-LOW 1-800-854-3218	SEAT TECH 1-888-524-7821
THETFORD 1-800-543-1218	ONAN 1-800-888-6828
KOB 1-800-388-7881	CMPLX 1-800-488-6883
TRIDENT TIME 1-888-443-8987	HAIER 1-877-481-4788
A.S.A. 1-800-488-3135	CAREFREE 1-800-422-3230
PROGRESSIVE 1-269-781-4241	DEKA 1-800-438-6884
CHENG 1-877-384-8887	WHIRLPOOL 1-800-448-8088
ATWOOD 1-888-888-3118	NORCOLD 1-800-543-1218

Call Direct, Fast Results! 800# LABEL IN EVERY HEARTLAND

We provide a convenient sticker in each coach listing the warranty phone numbers of our most common vendor partners so that if you choose to, you may work directly with them to more quickly resolve issues or obtain replacement items.



HEARTLAND CUSTOMER SERVICE WE'VE GOT YOUR BACK!

Over 40 men and women located in a dedicated facility servicing our customers every day. With a dealer network of over 400 locations across the U.S. and Canada, you're never far from an authorized Heartland dealer.

Product information is as accurate as possible as of the date of publication of this brochure. Due to Heartland's commitment to continuous product improvement - floorplans, materials, components, features, specifications, options, etc. are subject to change without notice or obligation to Heartland Recreational Vehicles.
Tow Vehicle Caution: Owners of Heartland recreational vehicles are solely responsible for the selection and proper use of tow vehicles. All customers should consult with a motor vehicle manufacturer or their dealer concerning the purchase and use of suitable tow vehicles for Heartland products. Heartland disclaims any liability or damages suffered as a result of the selection, operation, use or misuse of a tow vehicle. Heartland's limited warranty does not cover damage to the recreational vehicle or the tow vehicle as a result of the selection of the tow vehicle.
See your nearest Heartland dealer to review a current model. 30,000 Litho 1/10