



AMERICA'S MOST **LIVEABLE** RVs.

2010 EMBARK

Power Broker



Unrivaled luxury.



MANEUVERABLE

A surprisingly tight 55-degree turning radius, best-in-class visibility, and improved aerodynamic design make Embark both easy to park and easy to drive.

EMBARK®
2010 Motorhomes by Jayco®

LIVEABILITY MEETS PERFORMANCE

Unbridled horses.

Power, elegance, comfort and control. They're all at your command in the 2010 Jayco Embark. Built on a Freightliner® M2 chassis with an 8.3L, 330 HP Cummins® diesel engine, 3200 six-speed Allison® automatic transmission and 10-ton towing capacity, our top-of-the-line Class C Embark has power to spare, while its interior boasts an unrivaled level of luxury and sophistication that guarantees your trip will be as smooth and easy as the destination. After all, you've worked hard to reach this point in your life. Now, it's time to sit back and enjoy the ride.



SMOOTH

ABS air brakes, alloy wheels, Michelin® tires, Sachs® shocks and a 12,000-lb. rated front axle with taper-leaf suspension combine for a smoother ride and improved braking.

POWERFUL

Ten tons of towing capacity is backed up by a 20,000-lb. hitch and 23,000-lb. rear axle with airliner suspension to make hauling even the heaviest loads effortless.

A TRADITION OF LIVEABILITY

Starting with our first lifter system for fold-down campers in 1968, which made for an easier, more enjoyable camping experience, Jayco has always been about liveability. Today, we're the world's largest family-owned RV manufacturer, yet our priorities remain the same: making RVs more liveable and family time more memorable.



EMBARK QX390 | CASHMERE



LIFE IS GOOD.

Luxurious touches abound throughout Embark's lavish interior. A 32" HDTV, solid maple hardwood cabinetry with raised-panel doors, decorative lighting, plush carpeting, an Optima leather hide-a-bed sofa and a choice of two classic décors make it easy to forget you're in a motorhome and not at a five-star hotel.

STYLISH

The kitchen features Corian® solid-surface countertops, a recessed three-burner range and a stainless-steel microwave/convection oven.

LUXURIOUS

Tasteful touches include a queen bed with pillowtop mattress, a designer bedspread, halogen reading lights and a large wardrobe.

REFINED

Embark's elegant bathroom boasts a skylight, fiberglass radius shower enclosure, residential laminate tile floor and large sink.



EMBARK QX390 | CASHMERE




EMBARK QX390 | CASHMERE



EMBARK QX390 | CASHMERE

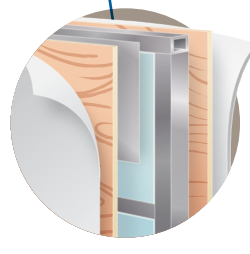
Jayco construction

At Jayco, we've built a reputation for superior construction and craftsmanship. We always use top-quality materials and production techniques, giving our products **reliable resale value** and our owners peace of mind.




FLOOR

Vacuum bonding joins our aluminum frame with a heavy-duty Structurwood® floorboard to create one of the strongest foundations in the industry.



WALLS

TuffShell™ vacuum bonding combined with welded aluminum frames and metal backers create a durable structure designed to withstand use and travel.



ROOF

The laminated, vacuum-bonded roof is comprised of ¼" plywood decking on 5" arched welded aluminum trusses with bead-foam insulation (R-23) and a seamless fiberglass shield that protects against moisture and resists aging.

Jayco craftsmanship

Jayco's dedicated production team includes Amish craftsmen who build with well-honed woodworking techniques passed down for generations.



Jayco liveability

COMFORTABLY DRIVEN

You're always in control with Embark's back-up camera, monitor, and GPS navigation system.

ENTERTAIN ANYWHERE

Embark comes equipped with an outside entertainment center that features an AM/FM/CD/DVD stereo and 32" LCD HDTV.

COMMAND CENTER

Operate all your generator, air conditioning and slide-out functions from one convenient interior location.

DRAWER GUIDES

New ball bearing drawer guides provide smooth operation and full-drawer extension.

STAY COOL

Central air conditioning and a Carefree® electric roof-mount patio awning make it easy to stay cool both inside and out.

Standards and options

STANDARD BATHROOM EQUIPMENT

6-panel residential-style passage doors
Fiberglass radius shower
Nickel fixtures
Overhead cabinet above stool
Residential laminate flooring
Residential medicine cabinet with mirror
Skylight in shower with light
Theftford® porcelain stool with foot pedal
Toilet paper holder
Towel holder
Towel ring
Vanity light fixture
Window in commode area

STANDARD BEDROOM EQUIPMENT

22" digital LCD HDTV
Decorative headboard
Dresser drawers, residential-style
Halogen nickel reading lights over bed
Large wardrobe in bedroom
Queen bed with pillowtop mattress (60" x 74")
Quilted bedspread with pillow shams

STANDARD KITCHEN EQUIPMENT

10 cu. ft. flush-mount refrigerator with ice maker
Ball bearing drawer guides 100-lb. capacity with full-drawer extension
Convection microwave oven GE 1.4 cu. ft. with carousel
DuPont™ Corian® kitchen countertops with integrated sink bowls
Fluorescent lighting under cabinet
Free-standing table with (2) chairs and (2) folding chairs
High-rise single-lever faucet with pull-out sprayer
Mini-blind
Recessed 3-burner range with 9,000-BTU SuperBurner™ and piezo igniter
Recessed solid-surface stove covers (2)
Residential hardwood plank flooring
Silverware drawer, divided for utensils
Splash guard, made of Plexiglas®
Water purification system

STANDARD CAB EQUIPMENT

3-point, lap and shoulder safety belts (driver and passenger)
12V auxiliary in-dash receptacle
Air horn (mounted under cab)
Aluminum cab
Auxiliary start switch
Bug screen in grille
Chassis battery disconnect
Full-front cab sound insulation
Intermittent windshield wipers
One-piece 2,500-sq. in. windshield

Padded fabric headliner
Overhead directional reading lights
Privacy curtains for cab area
Upgraded driver/passenger seat with full front/back adjustment and map pockets
Wing dash

STANDARD CHASSIS EQUIPMENT

2 chassis batteries
6-speed automatic Allison® 3200 Series transmission with overdrive
4.78 rear axle ratio
22.5" radial tires
55-degree turning radius
100-gal. fuel (2-50 gal. tanks DS & ODS)
160-amp alternator
275" wheel base
12,000-lb. front axle with taper-leaf suspension
20,000-lb. hitch with 7-pin plug
23,000-lb. rear axle with airliner suspension
120,000-KSI frame
Air brakes with ABS (Anti-lock Braking System)
Air inflation hose
Alcoa® aluminum rims
Auxiliary driving lights
Cruise control
Cummins® ISC 330 8.3L engine with 330 HP 1,000-lb. ft. torque at 1,400 RPM
Dash A/C
Deluxe, heated, remote-control, side-view mirrors
Dome lights
Driver-controlled axle lock
Dual rear leveling valves
Engine exhaust brake
Freightliner® Business M-2 106 chassis
Leather-wrapped steering wheel
Power door locks
Power windows
Tilt and telescoping steering
Transmission temperature gauge

STANDARD CONSTRUCTION FEATURES

Bead-foam insulation (R-23 roof, R-9 floor, R-9 walls)
Deluxe hidden cabinet hinges
Electric-powered slideout
Hardwood cabinetry crafted with screwed-stile construction
One-piece fiberglass roof
Smooth gel-coat fiberglass exterior walls
TuffShell™ vacuum-bonded 5" crowned laminated roof
TuffShell™ vacuum-bonded laminated curved sidewalls
Unitized, 1-1/2" laminated construction of floor
Welded tubular-aluminum sidewall framework

STANDARD EXTERIOR EQUIPMENT

84"-tall fiberglass, radius-cornered curved entrance door and screen door
120V G.F.C.I. protected exterior receptacle
Caps on front and rear made of fiberglass with radius corners
Carefree® 120V Apex™ electric roof-mount patio awning
Door for dump valve access
Electric-powered, triple entrance step
Espresso premium paint package
Heavy-duty grab handle for entry assistance
Hydraulic automatic leveling jacks
One-piece polyethylene pass-through storage compartments
Patio light with inside switch
Roof ladder
Side-hinged baggage doors
Slideout awning toppers (on select slideouts)
Sliding battery tray
Undercoating
Uni-Dock™ utility center, heated and enclosed

STANDARD INTERIOR EQUIPMENT

Cable TV hookup with RG6 Coax
Crank-up digital antenna for TV with signal booster
Decorative lighting throughout
Decorative pillows for sofa and hide-a-bed
Decorative trim package
Entertainment center, includes 32" digital LCD HDTV
Heavy-duty grab handle for entry assistance
High-intensity halogen recessed 12V lighting package
Northridge Maple solid hardwood cabinetry and raised-panel doors throughout
Optima leather hide-a-bed sofa
Overhead cabinetry in slideout rooms
Padded vinyl ceiling throughout
Prep for satellite dish for roof and sidewall
Residential trackless carpeting with padding (bedroom and living room)

STANDARD HEAT, POWER AND WATER

10-gal. gas/electric DSI auto-ignition water heater
12V demand water pump
12V electrical system with 120V, 80-amp power converter
50-amp, quick-connect power cord
106-lb. propane gas tank, chassis-mounted
1,800-watt inverter with 4 batteries
13,500-BTU low-profile central A/C with digital thermostat and ChillGrille®, bedroom
13,500-BTU low-profile central A/C with digital thermostat and ChillGrille®, living room
Auto-ignition furnace with wall thermostat
Black holding tank sprayer
Conveniently placed water pump switches
Dual insulated ceiling air ducts with adjustable air vents
Holding and fresh water tanks

Hookup for city water
Onan® 6,000-watt Quiet Diesel™ generator with auto-changeover
Onan® energy command center
Outside shower
Systems monitor panel
Water heater bypass system

STANDARD SAFETY EQUIPMENT

Battery disconnect switch
Daytime running lights
Deadbolt lock on entrance door
Egress window
Fire extinguisher
Lap safety belts in living area
Propane/carbon monoxide alarm
Recessed fog lights
Smoke alarm
Third brake light
Tinted safety-glass window

OPTIONS

12 cu. ft. refrigerator with ice maker (TB390)
8,000-watt diesel generator
Customer Value Package
Diamond Shield™ paint protection film
Dual 15,000-BTU central air with heat pump
Exterior refrigerator/freezer
Free-standing table and leather hide-a-bed sofa
Leather dinette and sofa ensemble
Leather driver and passenger seats (TB390)
Leather driver and passenger seats and sofa (QX390)
Mahogany premium paint package
Provincial Glazed Maple hardwood cabinetry
Satellite kit
Thermal pane tinted safety-glass windows
Optima leather dinette and sofa ensemble
Winegard® dome satellite dish

CUSTOMER VALUE PACKAGE

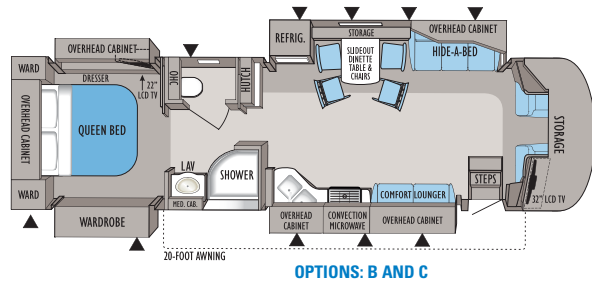
Attic fan
Bathroom power vent
Exterior entertainment center with AM/FM/CD/DVD stereo and 32" digital LCD HDTV
Pleated day/night shades
Powered, driver and passenger seat
Radius-glass shower door
Touch Screen AM/FM/CD/DVD with back-up camera monitor, navigation and Bluetooth®

Specifications

FLOORPLAN	EXTERIOR LENGTH	EXTERIOR HEIGHT W/A/C	INTERIOR HEIGHT	GROSS VEHICLE WEIGHT RATING (LBS.)	GROSS COMBINED WEIGHT RATING (LBS.)	ENGINE/SIZE	WHEEL BASE	FURNACE AUTO-IGNITION (BTUS)	FRESH WATER CAPACITY (GALS.) (INCLUDES WATER HEATER)	GREY WASTE WATER CAPACITY (GALS.)	BLACK WASTE WATER CAPACITY (GALS.)
QX390	39' 1"	145"	80"	33,000	53,000	Cummins ISC-330 8.3L	275"	40M	105	52	52
TB390	39' 0"	145"	80"	33,000	53,000	Cummins ISC-330 8.3L	275"	40M	105	52	52

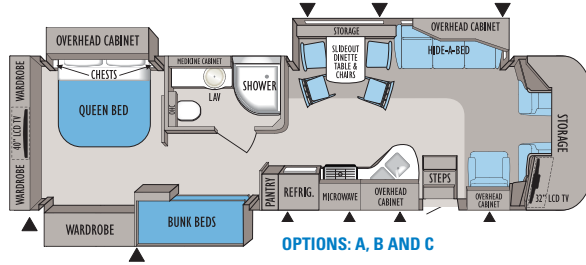
Floorplans

◀ = outside storage MICRO. = microwave REFRIG. = refrigerator
 LAV. = bathroom sink OHC. = overhead cabinets WARD. = wardrobe



EMBARK | QX390

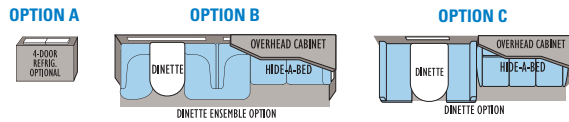
Ext. Length: 39' 1" Ext. Height: 145"



EMBARK | TB390

Ext. Length: 39' 0" Ext. Height: 145"

Floorplan options (available on select models only)



Exterior color options



ESPRESSO STANDARD PAINT




MAHOGANY PREMIUM PAINT

Gross Vehicle Weight Rating (GVWR): GVWR means the maximum permissible weight of the motorhome, including the Unloaded Vehicle Weight (UVW) plus passengers, personal items, all cargo, fluids, options and dealer-installed accessories. The GVWR is equal to or greater than the sum of the UVW and the Cargo Carrying Capacity.


Gross Combined Weight Rating (GCWR): The maximum allowable combined weight of the motorhome used as a tow vehicle and the attached towed vehicle.

It is important for your safety and enjoyment that you are aware of the weights and tow ratings of the RV you select. Consult a competent advisor for questions or advice. Whether you are new to RVing or a veteran, get a feel for the performance of your RV before heading out on the roadways. When you tow a vehicle with your RV, you must drive differently than when you drive a single vehicle. Practice hooking up, driving, backing up and braking in a safe environment or seek out professional instruction. Jayco affixes a weight label to each RV which lists weight information for that vehicle. Refer to that label to verify the vehicle will meet your requirements.

Interior color options



CASHMERE



CHAMPAGNE



WOOD OPTIONS

- 1 Sofa and driver/passenger (two-tone)
- 2 Accent fabric
- 3 Bedroom accent
- 4 Bedroom accent
- 5 Chair
- 6 Wall panel
- 7 Countertop
- 8 Flooring
- 9 Carpet



AMERICA'S MOST **LIVEABLE** RVs.

2 YEAR WARRANTY

The Jayco Co-Pilot Warranty is a manufacturer's limited warranty. It comes from the people who build Jayco recreation vehicles to the people who buy them. Each Jayco is warranted to the original purchaser for twenty-four (24) months or twenty-four thousand (24,000) miles (mileage limitation applies to motorized products only), whichever occurs first, from the original date of purchase against defects in materials and workmanship. Jayco's limited warranty is not transferable. **Go ahead and compare the Jayco warranty with other manufacturers' warranties. You'll find it's the best in the business!**

For a copy of the limited warranty with full terms and conditions, ask your local Jayco dealer.

Your Jayco Dealer



Jayco proudly sponsors Tread Lightly!, a nonprofit organization whose mission is to empower generations to enjoy the outdoors responsibly through education and restoration.

JayPlus

From RV insurance to extended warranties, JayPlus has it covered. Ask your Jayco dealer about our exclusive JayPlus program today.



As a Jayco owner, you can be part of the Jayco Jafari International Travel Club. Ask your dealer about the Jafari "flight" in your area, write Jayco or visit our website.

300 JAYCO DEALERS

Establishing a solid relationship with your local Jayco dealer is a key component in the enjoyment of your new Jayco. By purchasing from a local dealer, you will have a convenient location for sales, parts and service support.

Jayco dealers are required to deliver all products at the site of the sale to provide a full product orientation and walkthrough at the time of delivery. It's a good way to become familiar with your Jayco and to meet the service, parts and warranty staff members who will be assisting you. If you live in Canada, there are regulations that must be met when buying a Jayco RV. Your local Canadian dealer is a professional at meeting these requirements and regulations. There simply is no substitute for a good relationship with your local Jayco dealer.

1 YEAR ROADSIDE ASSISTANCE

Travel worry-free with Jayco's Customer First Roadside Assistance program, yours at no cost during your first year of ownership. This program is offered through Coach-Net®, the largest RV emergency road service in the country, and gives you immediate access to dependable roadside assistance and support services with a simple phone call.

- Free jump starts
- Free tire changes
- Free fuel delivery
- Free lockout service
- Free travelers checks
- Toll-free nationwide service appointment assistance
- 24-hour toll-free emergency message service
- Free custom trip routing and full-color map service
- Free dispatch of on-site mechanical service
- \$2,000 trip-interruption reimbursement
- RV technical assistance hotline
- Free towing to nearest qualified service

Jayco, Inc., P.O. Box 460, Middlebury, IN 46540
www.jayco.com 

See dealer for further information and prices. All information in this brochure is the latest available at the time of publication approval. Jayco reserves the right to make changes and to discontinue models without notice or obligation. Photos in this brochure may show optional equipment and props for photography purposes. RVs built for sale in Canada may differ to conform to Canadian codes. ©2010 Jayco, Inc. 10-EMBK-PL 1209-50K Printed in U.S.A.