

AMBASSADOR®
2010



HOLIDAY RAMBLER®

This is Living®



Ambassador



RIGHT THIS WAY.

Welcome to the 2010 Ambassador! Never before has luxury been so value-minded. And never before has a great value been so luxurious. So many great details combine to create a motorhome you'll delight in calling home. As you enter the living area, notice the beautiful cabinetry with new oil-rubbed bronze hardware and intricate hardwood slide-out fascia. As you can see above, the cockpit is the cradle of comfort, thanks to Ultraleather™ six-way seats. Also, notice the large unobstructed view through the Panaview™ 1-piece windshield. Behind the wheel, you'll find many advanced features, including rear vision with audio, an in-dash Sirius-ready stereo with iPod® connection and an optional GPS navigation system.





SPACE FOR LIVING.


In the kitchen, bedroom and bath, the accent is on spaciousness. You'll enjoy roomy cabinet storage, expansive polished solid surface countertops and a large four-door refrigerator in the galley. In the bedroom, you'll luxuriate in a queen bed, with an optional Select Comfort mattress. Even the entertainment features are big — including the 26" LCD TV shown below and an optional DVD player. And in the bathroom, you'll have plenty of elbow room in the one-piece, neo-angled shower.





THE ROADMASTER DIFFERENCE

Turn the key of the 2010 Ambassador and prepare to experience the best-in-class performance of the Roadmaster chassis. Roadmaster is the only chassis manufacturer with a 100 percent commitment to only producing chassis for luxury motorhomes. In fact, every Roadmaster chassis is custom built for the exact model and floorplan. That means you'll enjoy a smoother ride, superior front-to-rear balance and unbeatable strength and reliability. We encourage you to take a few minutes to learn more about the many features that put Roadmaster in a class by itself.



CONSTRUCTION

SO MUCH TO ADMIRE.

The 2010 Ambassador stands out in a crowd whether it's ruling the highway or parked at your favorite destination. From the high-quality awning package to the polished aluminum wheels to the full-length Holiday Rambler mud flap, every detail helps create a lasting impression. As you can see below, an optional full pass-through slide-out tray and side-hinged baggage doors eliminate the hassles of retrieving items from the storage bays.



ROADMASTER RR8R RAISED RAIL CHASSIS

- 1** The Ambassador features a gutsy standard Cummins® ISC 360 diesel engine with 1,050 lbs./ft. of torque.
- 2** A steel cage cockpit gives the Roadmaster chassis incomparable strength and safety in the front of the coach.
- 3** Every Roadmaster chassis features a steel firewall for added protection in the cockpit.
- 4** The main rails feature an exclusive raised rail design which provides for larger full pass-through storage bays with flush floors. Other highlights include a 3/8" thick frame rail — compared to the 1/4" of other manufacturers — and a stacked aluminum intercooler and radiator for optimum heat transfer and cooling.
- 5** Dual fuel fill allows you to fill the tank from either side of the coach, for greater convenience and flexibility at the pump.
- 6** This steel truss system is engineered as part of the chassis and provides outstanding strength and rigidity plus pass-through storage. In addition, the structure is pre-primed and coated with a rust-inhibiting paint.

- 7** Eight air bags work in conjunction with eight gas-charged shock absorbers to prevent road trauma from ever reaching the coach. Ride height sensors continually adjust the air pressure at each axle to maintain a level ride and eliminate nosediving, weight transfer, and floating on curved roads. This system also stabilizes the coach on uneven surfaces.
- 8** Automatic Traction Control (ATC) eliminates wheel slippage in slick conditions and heightens control. The Anti-Lock Braking System (ABS) gives you superior stopping power, especially on steep grades. Together, these sophisticated systems offer the very best safety on the road.
- 9** Allison® 3000 MH 6-Speed World Transmission and electronic shifter. The three-point engine mounting system lowers the coach's center of gravity and reduces the amount of vibration that reaches the coach. The mounting also makes the engine easier to service. A 10,000 lb. tow hitch rating is the highest in its class.




9-LAYER ROOF CONSTRUCTION (top to bottom)

- One-piece peaked fiberglass roof
- Luaun backing
- Thick, tapered bead foam insulation
- Aluminum double I-beam superstructure filled with fiberglass insulation
- Vapor barrier
- Structure foam: thermal insulative barrier
- 1/2" bead foam insulation
- Foam padding for extra insulation
- Padded vinyl ceiling



5-LAYER FLOOR CONSTRUCTION (top to bottom)

- Structurwood™
- 1-1/2" x 1-1/2" square tubular frame
- Foam insulation
- Luaun
- 3-Ply Backer



COLORS AND PATTERNS IN PERFECT HARMONY.

Leave it to the designers at Holiday Rambler to provide you with three of its most enticing exterior colors and interior décors from which to choose. Select the one that fits your style — from warm and wonderful to cool

and classic. Then, pair it all together with our popular solid wood Newport Cherry II cabinetry, and you've created a one-of-a-kind masterpiece all your own.



NEWPORT CHERRY II

UNMISTAKABLE QUALITY.

The hallmark of a Holiday Rambler is beautiful solid wood cabinetry with impeccable attention to detail. Raised panel doors provide a residential touch, while the decorative slide-out fascia trim adds elegance throughout the living areas. The storage spaces are as durable as they are attractive, with sturdy drawers and heavy-duty ball-bearing drawer guides.



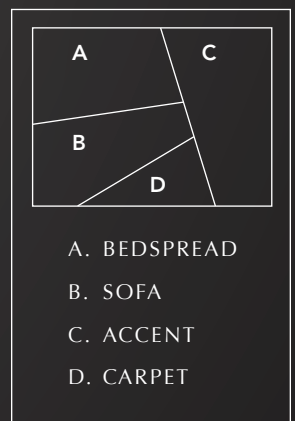
STARDUST II



TOPAZ



COCOA



BODY CONSTRUCTION: FEATURES

- Steel Cage Cockpit Construction
- Laminated Sidewall Construction
- Peaked One-Piece Fiberglass Roof with Fiberglass Insulation
- Panaview™ 1-Piece Front Windshield
- Front and Rear Molded Fiberglass Cap
- One-Piece Generator Access Door
- Electric Flush-Floor Stepwell Cover
- Dual-Head Power-Controlled Heated Exterior Mirrors with Turn Indicator Lights
- Side-Hinged Baggage Doors
- Interior Rubber Stepwell Storage Bucket
- One-Piece Polyethylene Pass-Through Storage Compartment
- Wheel Mud Flaps
- Full-Length Mud Flap
- 3M Film Front Mask
- Deluxe Full-Body Paint with Fades
- Roof Ladder
- Undercoating

OPTIONS

- Full Pass-Through Storage Bay Slide-Out Tray (Complete Pass-Through)
- Standard Run Package: 3-Camera Vision System, Storage Bay Slide-Out Tray, Slide-Out Battery Tray, Central Vac, Exterior Tank Monitor Gauges, Keyless Entry, RV Sani-Con

CHASSIS/ENGINE/SUSPENSION: FEATURES

- Roadmaster Raised Rail Chassis RR8R
- Cummins® ISC 360 Engine with Allison® 3000 MH 6-Speed World Transmission and Electronic Shifter
- Engine Displacement: 8.3L/506 Cu. In.
- Torque: 1,050 lbs./ft. Max. Net at 1,400 RPM
- Aluminum Rear-Mounted Radiator with CAC Cooler
- Dual Fuel Fill
- 160 Amp Alternator
- Rear Axle Ratio: 4:30-1
- Radial Tires: 275/70R/22.5
- Polished Aluminum Wheels
- Cushion Air Glide Suspension with Eight Outboard-Mounted Air Bags and Eight Shock Absorbers
- Anti-Lock Braking System with Full Air Brake
- Automatic Traction Control
- Variable Geometry Turbo Exhaust Brake
- Auto Slack Adjusters

- Prewire for Supplemental Braking System
- Engine Block Heater
- Automatic Hydraulic Leveling System
- 10,000 Lb. Hitch Receiver with Dual Connector 4-Pin or 7-Pin

COCKPIT: FEATURES

- Automotive Dash with Brushed Gray Instrumentation Panel
- In-Dash AM/FM/CD Stereo Radio with Sirius-Ready Compatibility, Aux-in-Connection, SD Card Slot and Weather Band
- Rear Vision System with LCD Screen
- Adjustable Brake and Accelerator Pedals
- Intermittent Windshield Wipers
- 4-Spoke Steering Wheel with Horn Pad and Logo
- Air Horns
- Ultraleather™ Six-Way Power Pilot Seat
- Ultraleather™ Six-Way Power Co-Pilot Seat with Powered Footrest

OPTIONS

- Sirius Radio Satellite Tuner w/ Antenna
- 3-Camera Rear Vision System with LCD Screen
- GPS System
- Power Windshield and Manual Driver/Passenger Solar Screens with Blackout Shades (Required)
- In-Dash Driver's Message Center

APPLIANCES AND ACCESSORIES: FEATURES

- Norcold® 12 Cu. Ft. 2-Way 4-Door Refrigerator with Ice Maker
- High-Output 3-Sealed-Burner Cooktop without Oven
- Spacesaver Convection Microwave with Touch Control
- 32" Flatscreen LCD TV in Front Cockpit Overhead (41DFT Only)
- 37" Flatscreen LCD TV in Living Area Hutch (Replaces Front Cockpit TV) (41SKQ)
- 37" Flatscreen LCD TV Facing Living Room Area (Replaces Front Cockpit TV) (38PKQ Only)
- 26" LCD Color TV with Remote Control in Bedroom
- Home Theater System
- Curbside: Exterior Patio Hookups for 110 Outlet with Hatch Door to Exterior
- CB Prep
- Digital Satellite System Prep
- Interior Cable TV Hookup and Telephone Jacks
- Exterior Gas Line Hookup for LP Accessories
- Washer/Dryer Prep

OPTIONS

- High-Output 3-Sealed-Burner Range with Oven
- Combination Washer/Dryer
- Stackable Washer/Dryer (41SKQ Only)
- Domestic Sidewise 14 Cu. Ft. 2-Way Refrigerator with Ice Dispenser in the Door (41SKQ Only)
- Residential Stainless Steel Refrigerator (41SKQ Only)

- Stainless Steel Package (Includes Stainless Steel Refrigerator and Microwave)
- Stainless Steel Microwave (41SKQ)
- Bedroom DVD Player
- Central Vacuum
- R5 KVH In-Motion Satellite (Does Not Include Receivers)
- Multi-Satellite HD KU/KA Dish (DIRECTV® Wineguard® Stationary Operation Only) (Does Not Include Receivers)
- Fireplace (41SKQ Only)
- High-Definition Cinema Package (Sound Bar with DVD, Wireless Subwoofer and Blu-Ray Player) (N/A 41DFT)
- Exterior Entertainment Center (32" LCD/AM/FM/CD Radio with Two Speakers) (41DFT Only)

INTERIOR: FEATURES

- Raised Panel Hardwood Cabinet Doors in Newport Cherry II
- Refrigerator Raised Panel Hardwood Inserts
- Heavy-Duty Ball Bearing Drawer Guides
- Oil Rubbed Bronze Cabinetry Hardware and Bath Accessories
- Polished Radius Solid Surface Kitchen Countertop with Stainless Steel Sink with Two Sink Covers
- Solid Surface Radius Profile Bath Lavatory Countertop with Integrated Bowl
- All Other Countertops Laminated with Solid Surface Edge
- Solid Surface Kitchen Galley and Bathroom Lavatory Backsplash with Decorative Glass Insert
- Ceramic Tile in Kitchen and Bath
- Full Tile in Living Room (38PKQ Only)
- Tile Entry Floor
- Textured Style Nylon Carpeting with Pad in Living Area and Bedroom (N/A 38PKQ)
- Textured Style Nylon Carpeting with Pad in Bedroom (38PKQ Only)
- Hardwood Slide-Out Fascia with Decorative Center Block
- Hall Cabinet (41SKQ Only)
- Hardwood Raised Panel Bathroom Door
- Oversized Rear Wardrobe Closet with Deluxe Mirror Door Frames Oil Rubbed Bronze with Decorative Hardwood Header
- Bedroom Wardrobe Slide-Out Foot of Bed

- Decorative Window Valances
- Day/Night Pleated Blackout Shades in Living Area and Bedroom; EZ Lift Mini Blinds in Kitchen and Private Bath
- Soil Repellent Protection on Fabric
- Center Island with Corian® Top (38PKQ Only)
- Pullout Countertop Extension with Drawers and Corian® Top (N/A 41SKQ)

OPTIONS

- Decors: Topaz, Cocoa, Stardust II
- Full-Tile Living Room (N/A 38PKQ)
- Newport Cherry Wood

FURNITURE: FEATURES

- Queen Bed with Overhead Cabinet and Nightstands
- Arched Back Wood Booth Dinette with Side-Sliding Dinette Tabletop (41SKQ Only)
- Freestanding Dinette with Full-Length Wall Cabinet, Two Freestanding Chairs and Two Folding Chairs (41DFT Only)
- Wood Pedestal Dinette Table with Extension, Two Freestanding Chairs and Two Folding Chairs (38PKQ Only)
- Roadside: Fabric Jackknife Sofa
- Curbside: Fabric Jackknife Sofa (N/A 38PKQ)

OPTIONS

- Queen Bed Select Comfort Air Mattress
- Roadside: Ultraleather™ Jackknife Sofa
- Roadside: Fabric Hide-A-Bed Sofa with Air Mattress
- Roadside: Ultraleather™ Hide-A-Bed with Air Mattress
- Roadside: Wraparound Computer Desk with Ultraleather™ Euro-Recliner (41SKQ Only)
- Roadside: Ultraleather™ Booth Dinette Ensemble (41SKQ Only)

- Roadside: Ultraleather™ Sectional Hide-A-Bed Sofa with Air Mattress (38PKQ Only)
- Roadside: Two Leather Euro-Recliners with Table (41SKQ Only)
- Curbside: Ultraleather™ Jackknife Sofa (N/A 38PKQ)
- Curbside: Ultraleather™ Hide-A-Bed Sofa with Air Mattress (N/A 38PKQ)
- Freestanding Dinette with Full-Length Wall Cabinet, Two Freestanding Chairs and Two Folding Chairs (41SKQ Only)

Due to continuous product improvements, visit www.holidayrambler.com for the latest in standards and options, specifications, and technical data.

ELECTRICAL SYSTEMS AND LIGHTS: FEATURES

- 50 Amp 12V Distribution Panel and Power Cord
- Power Control System
- 2,000-Watt Inverter
- Onan® 8.0 kW QD Diesel Generator
- Four 6V House Batteries
- Two 12V Heavy-Duty Chassis Batteries
- Battery Disconnect Switch at Front Door
- Porch Light and Exterior Step Light on Same Switch
- Exterior Power Entry Step with Light
- Interior Stepwell Entry Step Lights
- Lights in Outside Storage Compartments
- 120V Receptacles in Outside Storage Compartment
- Underhood Utility Light
- Convenience Center in Hallway
- Decorative Lighting

OPTIONS

- Exterior Tank Monitor Gauge in Wet Bay

PLUMBING AND LP SYSTEMS: FEATURES

- Single-Lever Kitchen Faucet with Pullout Sprayer
- Bath Lavatory Faucet
- Central Water Filtration System
- Demand Water System and Water Pump
- Water Pump Switch in Convenience Center, Kitchen Galley and Service Bay Area
- 10-Gallon LP Gas/Electric Water Heater with Electronic Ignition, DSI
- Winterization Valving System
- Water Heater Bypass Valving
- China Toilet
- China Toilet Electronic Silent Plus (41DFT Only)
- Holding Tank Rinsing System
- Insulated Systems Compartment with Easy Access to Hookup
- Shower inside Wet Bay with Hot/Cold Water
- Gravity and Pressurized Water Fill
- One-Piece Neo-Angled Shower with Obscured Glass Door (41DFT Only)
- One-Piece Round Shower (N/A 41DFT)
- Oil Rubbed Bronze Shower Faucet with Slide Bar and Shut-Off Valve at Shower Head

OPTIONS

- RV Sani-Con 1 System – Holding Tank Flush System (Replaces Contained Storage Area for Sewer Hose)
- Power Water Hose Reel
- Neo-Angled Bathtub

HEATING, VENTS AND AIR CONDITIONING: FEATURES

- Dual 15M BTU Roof Air Conditioner with Ducted Air, Heat Pumps and Digital Thermostat Control
- Electronic Ignition Furnace (One 31M and One 20M BTU)
- Electronic AC/Heat Climate Control System
- Kitchen Powered 12V Attic Fan with Wall Control of Automatic Dome and Fan Power
- Bath Powered 12V Attic Fan with Wall Control of Automatic Dome and Fan Power
- 12V Heater in Wet Bay

OPTIONS

- Ceiling Fan in Bedroom

WINDOWS, DOORS AND AWNINGS: FEATURES

- Radius Flush-Mounted Dual Pane Safety Glass Dark Tinted Slider Windows
- Automatic Front Door Awning
- Front Entry Door with Removable Screen and Anti-Skid Steps
- Automatic Patio Awning
- Topper Slide-Out Awnings Living Area and Bedroom
- Window Awnings on All Slide-Out House Windows Except Kitchen Windows and Slide-Out Windows Under Patio Awning
- Tinted Skylight in Bathroom with Protecta Glaze

OPTIONS

- Keyless Entry (Key Fob Only)

SAFETY: FEATURES

- Fire Extinguisher
- Deadbolt Lock on Entrance Door
- 120V GFI Protected Circuit Kitchen, Bath and Exterior
- LP Gas Detector
- Smoke Detector
- Carbon Monoxide Detector
- Driver and Passenger Three-Point Seatbelts (Wall-Mounted)
- Third Brake Safety Light
- Egress Window (One in Bedroom)

Weights*	38PKQ	41SKQ	41DFT
Gross Vehicle Weight Rating	33,000	33,000	33,000
Gross Combined Weight Rating	43,000	43,000	43,000
Front Gross Axle Weight Rating	13,000	13,000	13,000
Rear Gross Axle Weight Rating	20,000	20,000	20,000
Measurements			
Wheelbase	237"	273"	273"
Overall Length	39' 1"	42' 1"	42' 1"
Overall Height with A/C (w/o DSS option)	12' 7"	12' 7"	12' 7"
Interior Height	84"	84"	84"
Interior Width	94.5"	94.5"	94.5"
Exterior Width	100.5"	100.5"	100.5"
Tank Capacities** (Gal.)			
Water Heater	10	10	10
Gray Tank	62	62	62
Black Tank	40	40	40
Fresh Tank	100	100	100
LP Tank ***	39	39	39
Fuel Tank	100	100	100

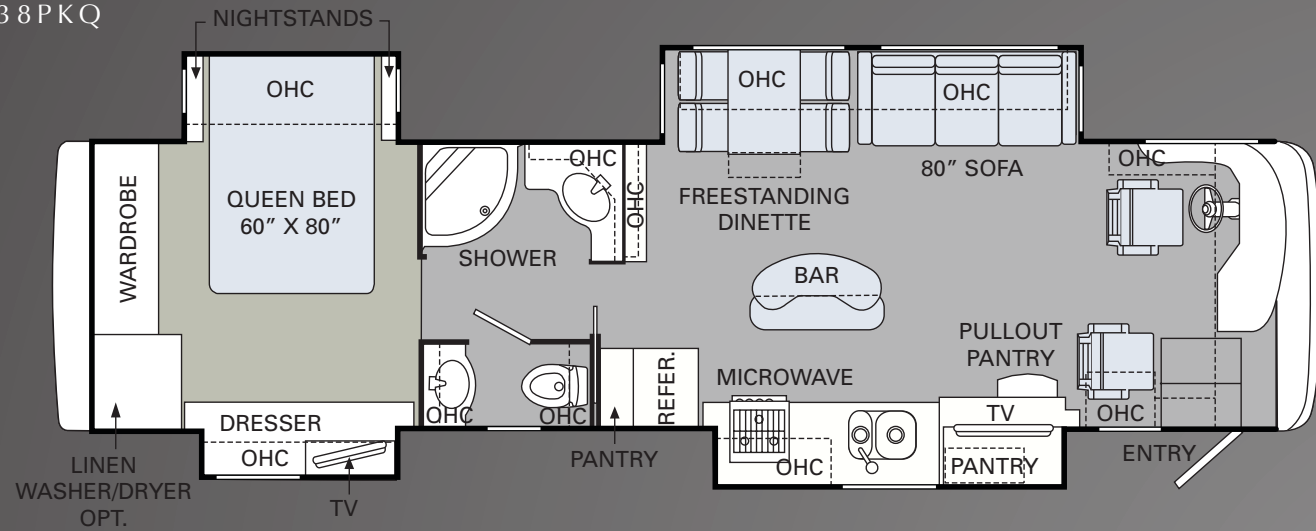
* Towing capacity is limited by GCWR; your vehicle's towing capacity is the difference between the GCWR and the actual vehicle weight, including all water, fuel, passengers and cargo. Your towed vehicle should be equipped with auxiliary brakes if the weight of the towed vehicle exceeds 1,000 lbs. Consult your owner's manual for further towing information.

** All tank capacities are estimated based upon calculations provided by the tank manufacturers and represent approximate capacities. The actual "usable capacity" may be greater or less than the estimated capacities based upon fabrication and installation of the tanks.

*** Actual filled LP capacity is 80% of listing due to safety shut-off required on tank.

The actual overall length of the recreational vehicle may differ from that indicated in the brochure due to variances in the manufacturing process and/or installed components. The actual length may be greater or less than that indicated. Due to the large variety of options and floorplan arrangements available to our customers, actual weights for each unit can differ significantly. Holiday Rambler provides a weight sticker on each unit we produce which includes that unit's tank capacities and approximate weight. Consult your local Holiday Rambler dealer for unit availability and further information. The information printed in this brochure reflects product design, fabrication, and component parts at the date of printing. The manufacturer reserves the right, at any time, to make changes in product design or material or component specifications as its sole option, without notice. This includes the substitution of components of a different brand or trade name which will result in comparable performance. All information printed in this brochure is subject to change after the date of printing. Some features shown or mentioned in this brochure are optional and may only be available in selected floorplans. Photographs may depict a floorplan option that has been discontinued or is no longer available at the time of your purchase. Photographs may show props or decorations that are not standard equipment. Holiday Rambler, the Holiday Rambler logo and its design, are registered trademarks. Other products and company names are trademarks and/or registered trademarks of their respective holders. While the color of the motorhome's exterior and the interior fabrics depicted in this sales brochure are fair and reasonable depictions, the colors depicted may not be an exact match of the actual colors because of the variances in photo-processing and printing. Due to product improvements, changes during the model year and/or transcription errors that may occur, information represented within this brochure may not be accurate at the time of your purchase. If certain information is significant to your purchasing decision, please confirm the information with your dealer. Component part and appliance manufacturers issue limited warranties covering portions of the recreational vehicle not covered under the Limited Warranties issued by Monaco RV, LLC. To learn specific details regarding warranty coverage, please contact your selling dealership or review the warranty packet inside the recreational vehicle.

38PKQ



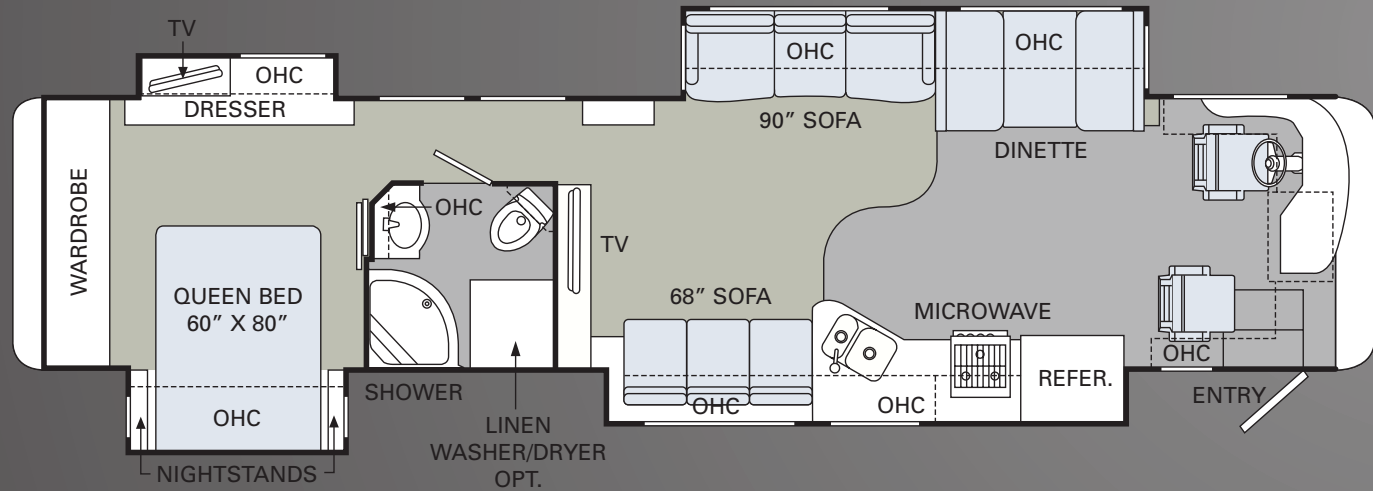
THE VIEW FROM ABOVE.

The 2010 Ambassador offers something for everyone, with overall lengths of 38 and 41 feet. The 38PKQ and 41SKQ have quad slide-outs for spacious luxury, while the 41DFT features the incomparable space and convenience of a full-wall slide-out and a bath-and-a-half layout with a full bath at the back for added privacy.

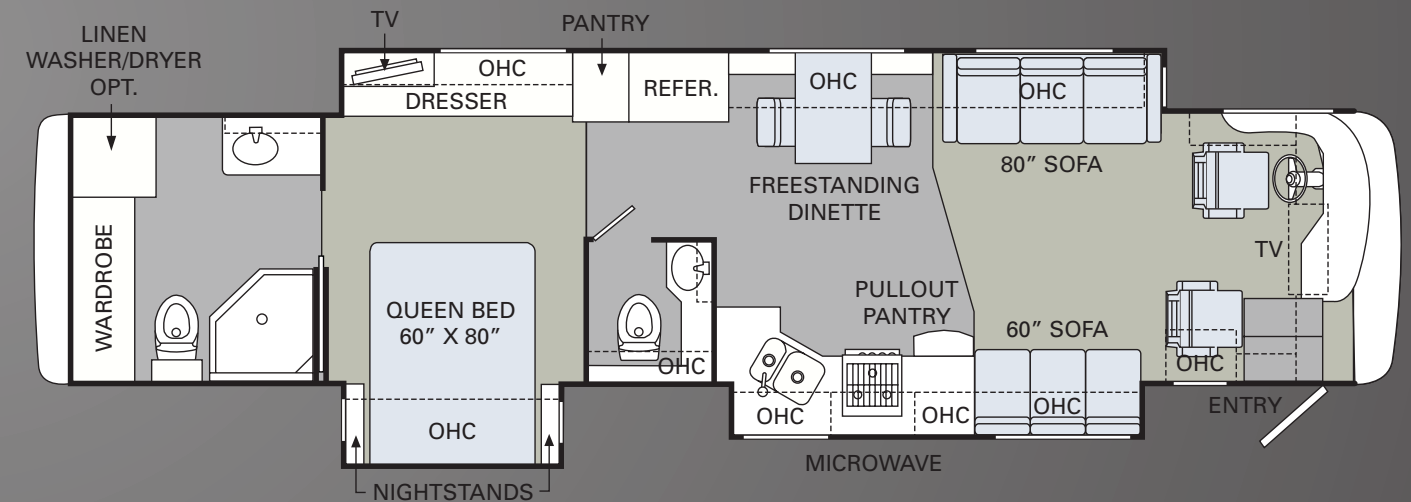
CARPET | TILE

FULL-WALL SLIDE
PANASUITE

41SKQ



41DFT



BUY LOCALLY. ENJOY EVERYWHERE.

Holiday Rambler strongly encourages our retail customers to purchase from their local dealerships whenever possible. Buying a new Holiday Rambler locally allows a customer to establish a relationship with a dealer close to home and provides convenient service and support from product-trained technicians. On our end, Holiday Rambler will continue to provide our dealer partners and customers with the finest recreational vehicles in the industry.

ALL ROADS LEAD TO WWW.HOLIDAYRAMBLER.COM

Wherever the road takes you, you're never more than a click away from your friends at Holiday Rambler. Just go to www.holidayrambler.com for all the latest product news, club dates and destinations, a dealer locator function, and factory tour information. You can also e-mail us directly through the site at any time.





HOLIDAY RAMBLER®

This is Living®

At Holiday Rambler, a brand of Monaco RV, it's our goal for all our customers to enjoy their RV experience from the beginning. We have forged strong, reliable relationships with our dealer partners, and we encourage our customers to do the same. We're proud to boast a network of over 350 dealership partners and service centers across North America. We're confident that this relationship will only enhance your RV experience and provide the added peace of mind you desire, so you can focus on the important stuff. After all, we're not just selling a world-class product, we're selling "fun." You can rest assured, Holiday Rambler and Monaco RV will be along for the ride, every mile your RV adventure takes you.

NAVIGATOR®



SCEPTER®



ENDEAVOR®



AMBASSADOR®



NEPTUNE®



ADMIRAL®



ARISTA®



ALUMA-LITE®



AUGUSTA®

