

TRAIL-CRUISER

BY R-VISION

Ultra and Classic Series



Go your own way.

TRAIL-CRUISER BENEFITS

TRAIL-CRUISER
BY R-VISION

- **Aluminum Framed, Laminated Construction**
Superior strength, lightweight, exceptional durability
- **Low Center of Gravity**
Safe, stable towing with today's downsized tow vehicles
- **Fiberglass Exterior Skin**
Easy to maintain, resistant to scratches, dents and dings
- **Aerodynamic Front Profile**
Less wind buffeting for more stable towing
- **One-Piece Steel Chassis**
Not bolted together - welded for extra strength
- **Utility Storage Door**
Easy access for camping accessories
- **Roto-Cast Holding & Fresh Water Tanks**
Seamless and lightweight
- **Rubber Roof**
More durable, lighter, quieter
- **Ducted Air-Conditioning - Classic Series Only**
- **Enclosed Underbelly**
Heats tanks and provides better aerodynamics.



TC30QBC - City Streets Interior



TC20CPU and TC24CPU Ultra Series.
Unique cargo plus models.



Store large items in secured area.



TC30BHC - Camilla Slate Interior

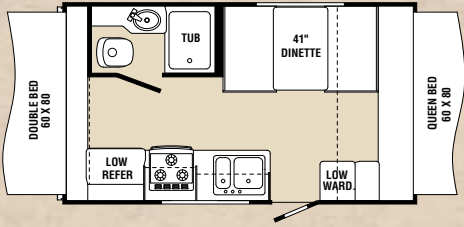
STANDARDS & OPTIONS

Exterior Construction and Features	Ultra	Classic	Interior Features	Ultra	Classic
Welded 6" Steel I-Beam Chassis	x	x	Camilla Slate or City Streets Interior Decor	x	x
Leaf Spring Suspension	x	x	Large Galley Window	x	x
14" Tire w/Tandem Axles (C17U Single Axle)	x	x	5" High Density Dinette Cushions	x	x
10" Electric Brakes	x	x	5" Foam Bunk and Bed Mattresses	x	x
Enclosed Underbelly	x	x	Mortise and Tenon Solid Wood Cabinet Doors	x	x
Norco Cable Power Slides	x	x	Hard Valances w/Lambrequins in Living Area	x	x
2" Laminated Floor w/Aluminum Framing	x	x	Mini Blinds	x	x
2" Laminated Sidewalls w/Aluminum Framing		x	No Wax 20 Mil Vinyl Flooring	x	x
1.5" Laminated Sidewalls w/Aluminum Framing	x		Bedsread/Headboard and Pillow Shams	x	x
Fiberglass Exterior Walls	x	x	Wall Border	x	x
Truss Roof w/Walkable Decking		x	Radius Slide-Out Headers	x	x
2" Laminated Roof w/Aluminum Framing	x		Decorative Mirror	x	x
Ducted A/C		x	Wall Clock	x	x
Rubber Roof	x	x	ABS Tub Surround	x	x
Radius Tinted Windows	x	x	Skylight Over Tub	x	x
Automotive "D" Seal on all Windows	x	x	Two Door Refrigerator (N/A C17U)	x	x
Radius Baggage Doors	x	x			
20# LP Bottles w/ABS Cover	x	x	Options		
Porch/Security Light	x	x	Exterior Option Package (Forced Option)	x	x
Outside Doorside Cable Hookup	x	x	Electric Awning, Spare w/ABS Cover, EZ Lube		
Appliances and Electrical			Axles, Equa Flex Suspension, Double Entry Step,		
3-Burner Range Top	x	x	Stabilizer Jacks, 30# LP Bottles w/Cover		
Power Range Hood w/Light	x	x	Interior Option Package (Forced Option)	x	x
Monitor Panel	x	x	Sink and Stove Cover, 5.1 Stereo w/DVD, 5 Interior		
Six Gallon Gas Water Heater	x	x	and 2 Exterior Speakers, TV Antenna w/Cable, Outside		
20,000 BTU Furnace	x	x	Shower, Gas/Electric DSI Water Heater, Bath Skylight		
Laminated Countertops	x	x	Deluxe Option Package	x	x
Copper LP Gas Lines	x	x	Electric Tongue Jack w/Light, Swing Out Grab Handle,		
Color Coded Water Lines	x	x	Front Diamond Plate		
Water Heater By Pass Kit	x	x	Other Options		
Detachable Power Cord	x	x	Aluminum Wheels	x	x
55 Amp Convertor	x	x	Roof Ladder	x	x
Pre-Wired for Microwave	x	x	Exterior Storage Drawer	x	x
Outside 120 Volt Receptacle	x	x	Oven	x	x
Expandable Bunk Ends			Microwave	x	x
60 x 80 Front and Rear Beds	x		19" LCD TV	x	x
Key Locked for Security	x		RVQ Grill	x	x
Continuous Piano Hinge for Added Strength	x		Safety Glass	x	x
Compression Clamps Ensure Tight Seal	x		Fantastic Fan	x	x
Cable Supports Bunk Instead of Poles	x		A/C 13.5 BTU	x	x
Tent Attached Inside C-Channel to Prevent Leaks	x		A/C 15 BTU		x

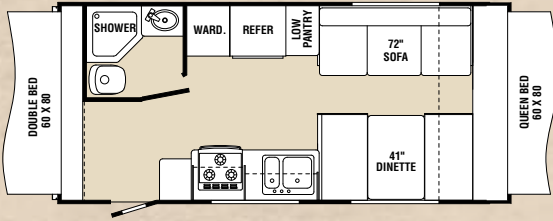
ULTRA



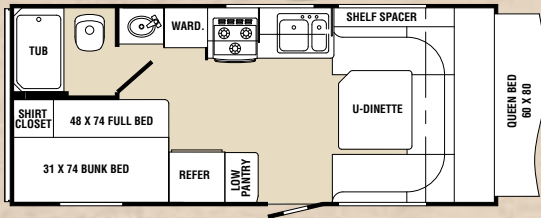
C17U



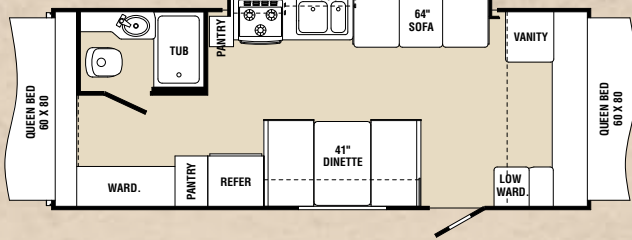
NEW! C191U



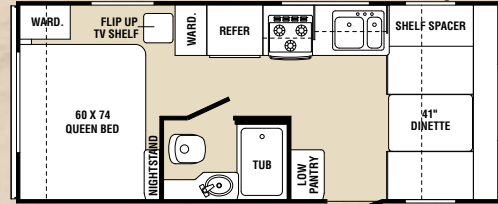
NEW! C21RBU



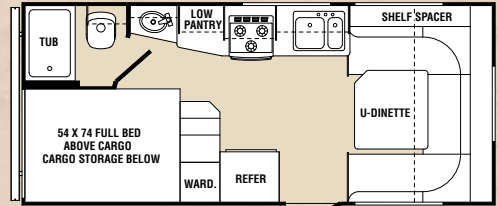
C22GSU



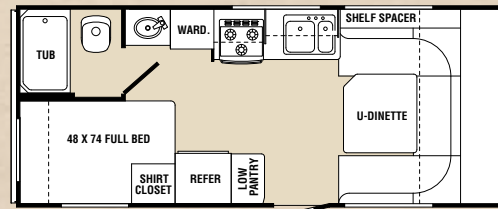
TC19QBU



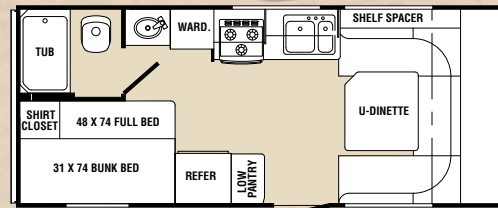
NEW! TC20CPU



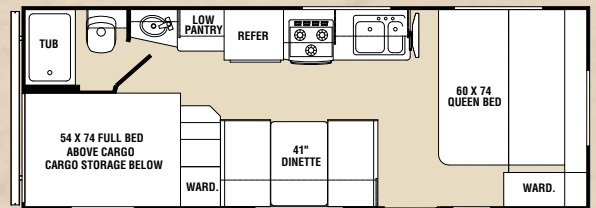
NEW! TC21DBU



NEW! TC21RBU



NEW! TC24CPU



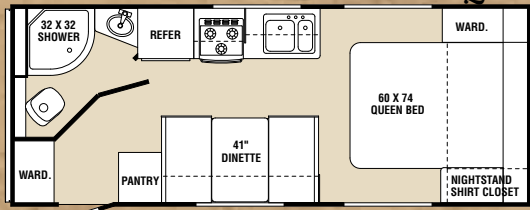
SPECIFICATIONS	C17U	C191U	C21RBU	C22GSU	TC19QBU	TC20CPU	TC21DBU	TC21RBU	TC24CPU
Length	17'2"	21'1"	22'3"	24'6"	22'2"	22'3"	22'3"	22'3"	25'11"
Width (w/o Awning)	96"	96"	96"	96"	96"	96"	96"	96"	96"
*Hitch Dry Wt. (Appr.)	TBD	TBD	497	TBD	TBD	353	TBD	456	TBD
*Axle Dry Wt. (Appr.)	TBD	TBD	2794	TBD	TBD	3132	TBD	3066	TBD
GVWR	TBD	TBD	6097	TBD	TBD	5953	TBD	7076	TBD
*Total Dry Wt.	2572	3316	3291	3955	3401	3485	3177	3522	TBD
Load Capacity	TBD	TBD	2806	TBD	TBD	2468	TBD	3554	TBD
Tire Size	205/14C	205/14C	205/14C	205/14C	205/14C	205/14C	205/14C	205/14C	205/14C
Fresh Water Tank Cap.	30	30	30	30	30	30	30	30	30
Grey Water Tank Cap.	30	30	30	30	30	30	30	30	30
Black Water Tank Cap.	30	30	30	30	30	30	30	30	30

*Weights are approximate and based on standard features, optional equipment not included.

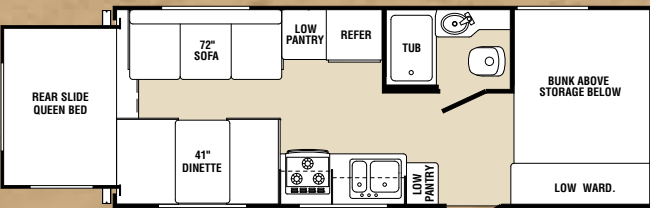
CLASSIC



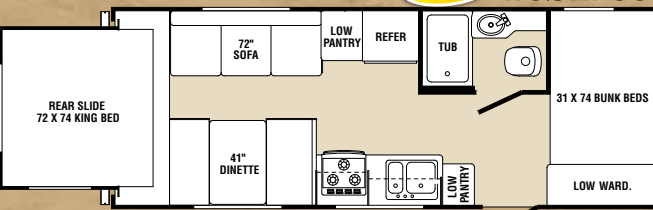
NEW! TC23QBC



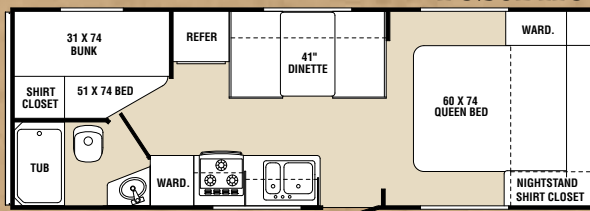
TC23SBC



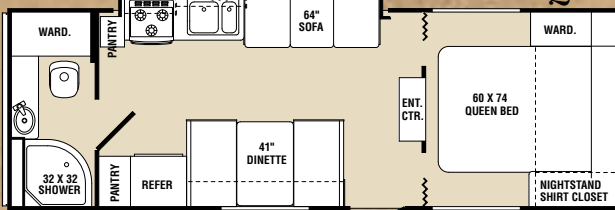
NEW! TC24RSC



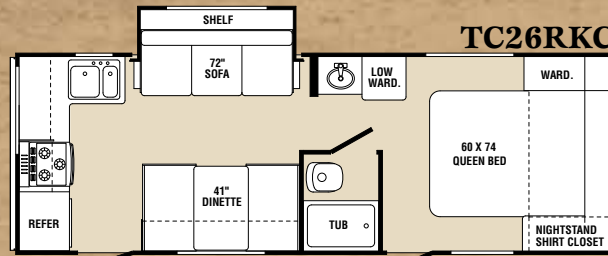
TC26BHC



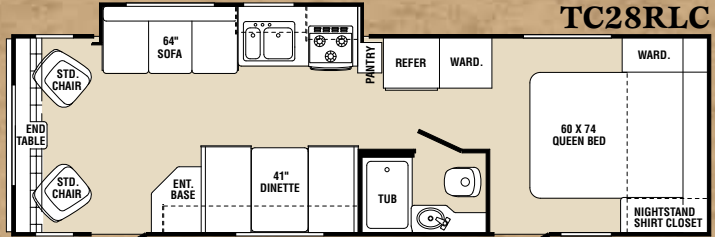
NEW! TC26QBC



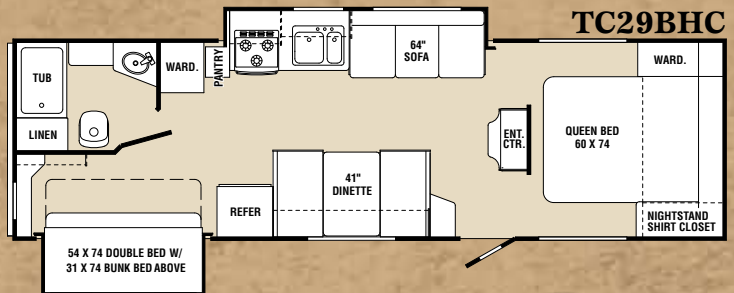
TC26RKC




TC28RLC



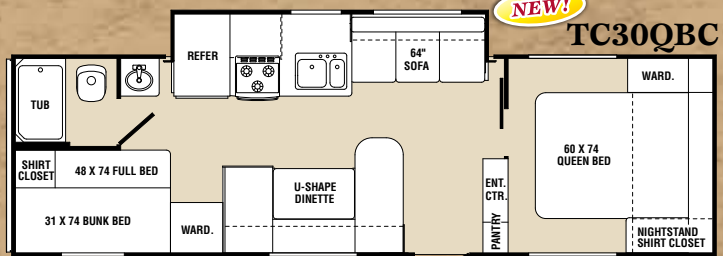
TC29BHC



NEW! TC30BHC



NEW! TC30QBC



SPECIFICATIONS	TC23QBC	TC23SBC	TC24RSC	TC26BHC	TC26QBC	TC26RKC	TC28RLC	TC29BHC	TC30BHC	TC30QBC
Length	23'9"	25'6"	25'	27'1"	26'11"	27'7"	31'8"	32'3"	32'11"	32'11"
Width (w/o Awning)	96"	96"	96"	96"	96"	96"	96"	96"	96"	96"
*Hitch Dry Wt. (Appr.)	341	332	393	523	TBD	566	576	417	559	407
*Axle Dry Wt. (Appr.)	3396	3460	3672	3672	TBD	3880	4064	4672	4020	4668
GVWR	5941	5932	5993	6123	TBD	6166	7576	7417	7559	7407
*Total Dry Wt.	3737	3792	4065	3881	TBD	4246	4640	5089	4579	5075
Load Capacity	2204	2140	1928	2242	TBD	1920	2936	2328	2980	2332
Tire Size	205/14C	205/14C	205/14C	205/14C	205/14C	205/14C	205/14C	205/14C	205/14C	205/14C
Fresh Water Tank Cap.	30	30	30	30	30	30	30	30	30	30
Grey Water Tank Cap.	30	30	30	30	30	30	30	30	30	30
Black Water Tank Cap.	30	30	30	30	30	30	30	30	30	30

*Weights are approximate and based on standard features, optional equipment not included.

CONSTRUCTION FEATURES

TRAIL-CRUISER


BY R-VISION




Exterior option package includes electric awning.



TC24RSC features front bunk beds, a rear king bed and pass thru storage.




Enclosed Heated Undercarriage



Sidewall

1.5" Thick Laminate - Ultra
2" Thick Laminate - Classic

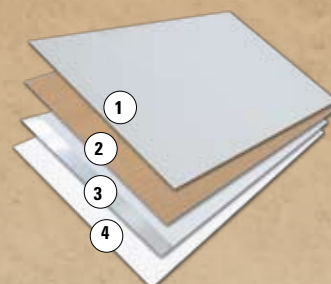
- 1. Fiberglass Skin - dent resistant, low maintenance
- 2. Luan
- 3. Aluminum Frame and Foam
- 4. Wallboard



Floor

2" Thick Laminate R-7

- 1. Luan
- 2. Luan
- 3. Aluminum Frame and Foam
- 4. Luan
- 5. Darco



Ultra Series

Roof Laminate

- 1. Rubber Roof
- 2. Luan
- 3. Aluminum Frame and Foam
- 4. Ceiling Board

60" X 80" Fold Down Beds

Saves space while providing comfortable sleeping quarters.



R-Vision Exclusive
Free Standing RVQ Grill



Classic Series
5" Roof Truss

with Ducted AC and Walkable Decking

Your Dealer

TRAIL-CRUISER
 BY R-VISION

R-Vision
 606 Nelson's Pkwy.
 Wakarusa, IN 46573
 800.685.3220
 www.trail-lite.com

As R-Vision constantly strives to improve our product, all specifications listed in this informative brochure are subject to change without notice or obligation. Photos may show optional equipment which is not included in the purchase price of the unit. Test drive and review a current model on your dealer's lot today.

M-90-002 2010 R-Vision Litho U.S.A.