

AIRSTREAM

TRAVEL TRAILERS



Adventure, Inspired by Airstream




INSPIRING ADVENTURE FOR NEARLY 80 YEARS

In 1931 Airstream began with a dream to create lightweight travel trailers that slipped cleanly through the wind. And with it was born another dream, one of new freedoms, new places, new experiences, and new friendships. It was a dream so powerful and so enduring that it did far more than create a new way to travel; it created a new way of life shared by thousands upon thousands of families.

This latest fleet of Airstream Travel Trailers continues the tradition of extraordinary design and hand-crafted quality that has made Airstream world famous. Following our founder Wally Byam's credo, "Let's not make changes, let's make only improvements," this fleet offers the latest technology advancements and conveniences in a way that is distinctly Airstream. With travel trailers perfect for everyone from first-timers to seasoned Airstreamers, you're sure to find one ideal for the adventure that awaits you around the next bend!

Bob Wheeler
President
Airstream, Inc.





A TRUE AMERICAN ICON

One look and you know exactly what an Airstream is for. It's meant to be lived in. It's meant to move. It's meant to help people reconnect with their world, without trampling it.

Seven decades after its introduction, art historians and design experts are still extolling the purity and emotional appeal of this "self-contained living accommodation," as Geoff Wardle, chair of the transportation design department at Pasadena's Art Center College of Design, called it. "The Airstream really is a pure object, which is why it has lasted so well," he continued.

"No one has yet to surpass them," said architect Margaret McCurry in *Architectural Digest*.

Perhaps Airstream Chairman Larry Huttle summed it up best when he said "there's a spiritual aspect to owning one. There is a wandering spirit to the people who buy this product. They don't know what's over the next horizon but they want to go see it..."

And that's what adventure – and Airstream – is all about.



VALUE, STABILITY, DURABILITY...AND BETTER FUEL ECONOMY.

Built by hand by American craftsmen, few things in life have proven to be as durable as an Airstream. Designed to spend time on the road and not in a landfill, nearly 70% of all Airstreams ever built are still on the road today. While other products are designed to wear out, Airstreams are designed to be handed down through the generations.

We also work with nature, not against it. Our low profile and rounded, slippery shape make for better towing in every respect. As a result, Airstreams enjoy a 20% advantage in towing efficiency over standard “white box” trailers. And over the life of your

Airstream, that's a lot of fuel saved. In other words, Airstream has been green as long as it has been silver!

With a fanatical attention to quality and functional design, Airstream consistently outperforms other travel trailers. Designed with exceptional rigidity and a low center of gravity, Airstream offers far better stability and driving safety than their boxy counterparts. And Airstream's remarkable longevity has resulted in equally impressive re-sale values!

These inherent qualities are what set Airstream apart – and have for almost 80 years.

AERODYNAMICS



**SUPERIOR CROSSWIND DEFLECTION
AND LOWER CENTER OF GRAVITY
PROMOTE FAR BETTER STABILITY
THAN OTHER TRAVEL TRAILERS.**



Trailer image is for illustration purposes only

**HIGHER
TOWING MPG***

The aerodynamic design of Airstream trailers contributes up to a 20% advantage in towing efficiency over standard travel trailers.

LIGHTWEIGHT. STREAMLINED. FUEL EFFICIENT.

Founder Wally Byam knew that a rounded low-profile shape would make towing easier and more stable. And he knew that aluminum would make his trailers as light as possible. The resulting combination has been a



Trailer image is for illustration purposes only

symbol of adventure, and adventure done right, for almost 80 years. Today that classic design is more current than ever, requiring less fuel and horsepower on your way to adventure.

*Actual mileage may vary due to load, driving style, driving conditions and tow vehicle.

DURABILITY

STABILITY



SEMI-MONOCOQUE CONSTRUCTION

Inner and outer layers of stretched aluminum skin riveted over extruded aluminum frames provide greater rigidity and durability.













LOW CENTER OF GRAVITY

Rubber torsion axle and wheels with undermounted holding tanks provide a low center of gravity.

Airstream travel trailers are world-renowned for their superior structural integrity. That's because Airstream employs semi-monocoque construction, consisting of an inner and outer layer of aluminum. This aluminum is stretched and riveted to the frame, working as an integral part of the structure.

Hand-built with a craftsman's attention to detail, this aluminum skin offers unmatched durability and strength for its weight. Just ask one of the more than 100,000 Airstream owners.

AIRSTREAM FLEET AT-A-GLANCE

			Length	GVWR	Sleeping Capacity
 <p>Lightweight affordability.</p>		Décors available in all Sport models: <ul style="list-style-type: none"> • Mochablue • Sharksfin • Oatmeal • Cinnabar 	16' 17' 22'FB	3,500 3,500 4,500	2-3 2 2-4
 <p>Contemporary comfort and practicality.</p>		Décors available in all Flying Cloud models: <ul style="list-style-type: none"> • Stratus • Sea Green • Prism (25 and 27FB only) • Burnt Sienna • Mochablue • Midnight Sun 	19' 20' 23' 23'FB 25'FB 27'FB 28' 30'	4,500 5,000 6,000 6,000 7,300 7,600 7,300 TBD	2-4 2-4 2-5 2-4 2-4 2-4 2-5 2-6
 <p>Sleek contemporary sophistication.</p>		Décors available in all International models: <ul style="list-style-type: none"> • Cilantro • Serenity • Paprika 	16' 19' 23' 25'FB 27'FB 28'	4,300 4,500 6,000 7,300 7,600 7,300	2-3 2-4 2-4 2-4 2-4 2-5
 <p>Traditional styling without compromise.</p>		Décors available in all Classic models: <ul style="list-style-type: none"> • Praline • Jade • Cocoa 	27'FB 30' 31'	9,000 10,000 10,000	2-6 2-6 2-6
 <p>The ultimate toy hauler.</p>		Décor available in PanAmerica model: <ul style="list-style-type: none"> • Silver-Garnet 	34'	11,500	3-4



SPORT TRAVEL TRAILERS:
3 FLOORPLANS, 16, 17, 22 FB

Lightweight and nimble, the Airstream Sport line sets a new standard for ease of use – perfect for those who want to just hitch-up and go. Airstream Sport travel trailers are true premium compact trailers that let you live large. Smart floorplans maximize space and minimize waste in three easy-to-handle lengths.



22 SPORT

Spacious and airy with its own lights, water, shower and fuel for cooking – plus more creature comforts than some trailers twice their size – the Airstream Sport offers the best travel trailer investment available.

▼ 16 Sport Front to Back in Mochablue Interior



▲ 16 Sport back to front in Mochablue



When you're towing an Airstream Sport, getting there seems almost effortless. Its ultralight weight allows it to be towed efficiently by most smaller and midsize sport utility vehicles, or even the family car, with outstanding fuel efficiency.

So choose your floorplan, choose the styling, then choose a destination. Whether it's a week of canoeing in Minnesota's Boundary Waters or a night of music at California's Monterey Jazz Festival, you'll enjoy all the comforts of home no matter how far the road takes you. The Airstream Sport offers nothing less than a personal declaration of independence. So get out there – your adventure awaits!



20 FLYING CLOUD



FLYING CLOUD TRAVEL TRAILERS:

9 FLOORPLANS, 19 – 30

When you're ready to take a break from the great outdoors, the Flying Cloud invites you inside with the flair of modern design. From fabrics to fixtures to cabinetry, the Flying Cloud line reflects your taste with clean,

comfortable, contemporary styling throughout. The right sized travel trailer for any adventure, the Airstream Flying Cloud travel trailer combines light weight and ruggedness with total practicality.



▲ 20 Flying Cloud Back to Front



▲ 20 Flying Cloud Bathroom

Innovative storage solutions and multi-function work spaces prevail throughout the living areas, like under seat storage or the additional counter space available when the sink cover is in place.

Like all Airstream trailers, every inch of a Flying Cloud has a functional purpose, and not one of those inches was built for planned obsolescence. Count on the Airstream Flying Cloud to last far longer than its boxy competitors, all while enjoying less of an impact at the pump and better stability on the road.

So no matter if you're a first-time Airstreamer or seasoned veteran of the road, the Flying Cloud gets you on your way to your next adventure in contemporary style, luxurious comfort, and long-lasting value.





27 FB INTERNATIONAL



INTERNATIONAL TRAVEL TRAILERS:

6 FLOORPLANS, 16 – 28

The Airstream International line redefines upscale and contemporary sleek sophistication. For designer styling as unique as you are, choose from two breathtaking interior decors.

From award-winning architect and designer Christopher C. Deam comes the Signature Series CCD. Inspired by the desire to visually echo the reflective exterior, this design combines a polished aluminum interior with luxurious

Wenge laminate. The effect is to open up the trailer to as much light as possible reflecting off the polished surfaces and creating a high contrast feast for the senses. Intuitive floorplans and spatial design do away with any sense of clutter without sacrificing charm. Modern color options and fabric choices complement the high contrast aluminum and laminate elements, creating a subtle but magical connection between the exterior and interior space.



▲ Back to Front View of Serenity Interior



▲ 27FB Bedroom View of Serenity Interior

For those who seek a tranquil atmosphere, the International is also available in the Serenity décor. Here, the interior shapes, surfaces, and colors create a soothing den of luxury and comfort. In a tasteful “east meets west” style, the Serenity follows some of today’s hottest design cues.

Both styling packages feature “vista view” and panoramic windows, truly bringing the outside in. At night, strategically placed recessed halogen lighting sparkles like starlight across the interior aluminum skin. Every color, shape, surface, and texture contribute to an atmosphere of relaxed modernism, with the perfect balance of luxury and streamlined efficiency that give this series its unmatched international flair that follows wherever the road takes you.





L I M I T E D



30 CLASSIC LIMITED

CLASSIC LIMITED TRAVEL TRAILERS:

3 FLOORPLANS, 27, 30 AND 31

Forget what you thought or imagined luxury, comfort, and practicality could be in a travel trailer. Designed for long-term or full-time use, the Airstream Classic Limited takes it a step farther with traditional styling that never forces you to compromise. The flagship of the travel trailer fleet, the Classic Limited

line offers elegant floorplans with outstanding storage capacity, residential-style galleys, spacious living areas and private sleeping quarters. Inside you'll find generously appointed interiors with real hickory hardwood cabinetry, Corian® countertops, Moen® fixtures, plush furnishings, cable and/or

▼ Front to Back View of Dining Area in Cocoa Interior of 30 Classic Limited



▲ 30 Classic Limited with Hickory Cabinets and Cocoa Interior

▲ 30 Classic Limited with Ultraleather Option in Cocoa

satellite TV and so much more. The Airstream Classic Limited is classic Airstream – the perfect expression of our commitment to design, innovation and quality. So go ahead and leave home without leaving behind the comforts of home. No corners have been cut and nothing spared in creating a living space that lets you entertain in style, dine in comfort and relax in peace. No other travel trailer comes close to creating this luxurious residential environment. To that we added exterior storage, smartly placed hookups and easy-out awnings that expand living area even further to the great outdoors. So no matter where you pursue your next adventure, Airstream Classic Limited travel trailers make you feel right at home – which, of course, you are.



PANAMERICA



PANAMERICA TRAVEL TRAILER:
1 FLOORPLAN, 34

The PanAmerica invites you to travel in style and comfort – and carry your passions with you. This new 34-foot Airstream travel trailer features the ultimate built-in garage, complete with a durable aluminum interior skin and textured floor.

The rear 11 feet of the trailer can haul motorcycles, ATVs, or other action/adventure gear – up to 2,500 pounds worth. Or, use the garage bay as a mobile office, a base for show dogs, or even an artist's studio. The PanAmerica's possibilities are limited only by your imagination and desires.

▼ *Spacious Cargo Bay
with Loading Ramp*



▲ *Large Queen Size Bed*

▼ *Dining and Galley Area in the PanAmerica*



A gull-wing exterior door with slide-out ramp is incorporated into the trailer's tail, and a pass-through door in the bulkhead with porthole window offers easy access to the living quarters. Choose to equip your garage bay with any combination of storage lockers, cabinets, tabletop work areas and tie downs. And of course, electrical outlets and speakers linked to the trailer's crystal-clear sound system come standard.

But this Airstream offers more than high function and durability. Surrounding you with contemporary design throughout, the PanAmerica features flush cabinetry, flowing lines, and indirect lighting. And after a day of riding or kayaking, return to four star accommodations with a spacious bathroom, a separate luxurious shower and a queen sized bed. With stainless steel appliances and trim, leather appointments and a flush-mount flat screen television, this travel trailer makes a luxurious home away from home.

So get out there – your adventure awaits!

SPORT



SPORT TECHNICAL SPECIFICATIONS

	16	17	22FB
Exterior Length	16'4"	16'8"	21'8"
Width Exterior	8'	7'3.25"	7'3.25"
Width Interior	7'7"	6'11.75"	6'11.75"
Height Exterior W/A/C	9'4"	8'11"	8'11"
Height Interior W/A/C	6'4.5"	7'5"	7'5"
Hitch Ball Height	18"	16.50"	17.25'
Hitch Weight w/o Options Or Variable Weight	446	300	393
UBW (Unit Base Weight)	2,897	3,043	3,594
NCC (Net Carrying Capacity) w/o Options Fluids Or Cargo	603	457	906
GVWR (Gross Vehicle Weight Rating) (U.S.)	3,500	3,500	4,500
Water Tank w/Drain Valve	23	20	20
Blackwater Tank (Gal)	N/A	18	18
Graywater Tank (Gal)	N/A	24	24
Combination Black & Gray Tank	21	N/A	N/A
Water Heater (Gal)	6	6	6
A/C (BTU)	11,000	13,500	13,500
	w/ Heat Strip		
Furnace (BTU)	12,000	12,000	12,000
LPG (Lbs) (2-20# Tanks)	40	40	40
Deep Cycle Battery (Lead Acid (1))	1	1	1
Sleeping Capacity	2-3	2	2-4

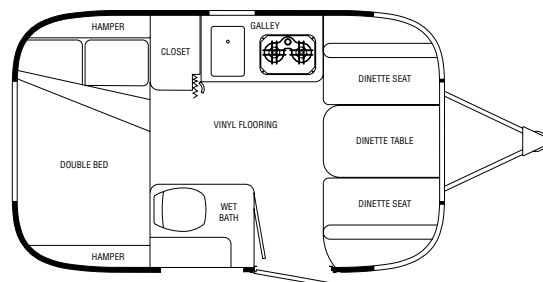
Décor:

Mochablue
Oatmeal
Shark's Fin
Cinnabar

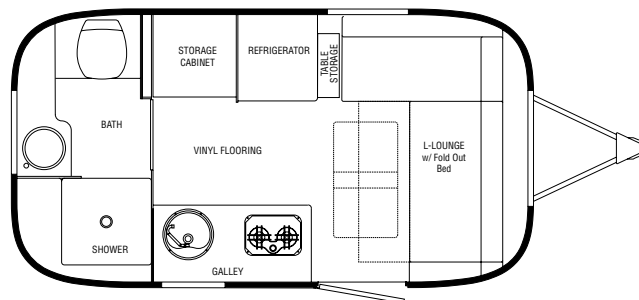
Please visit www.airstream.com
to see a full set of model specifications,
floorplans, features and options, and
to find your nearest Airstream dealer.

SPORT FLOORPLANS

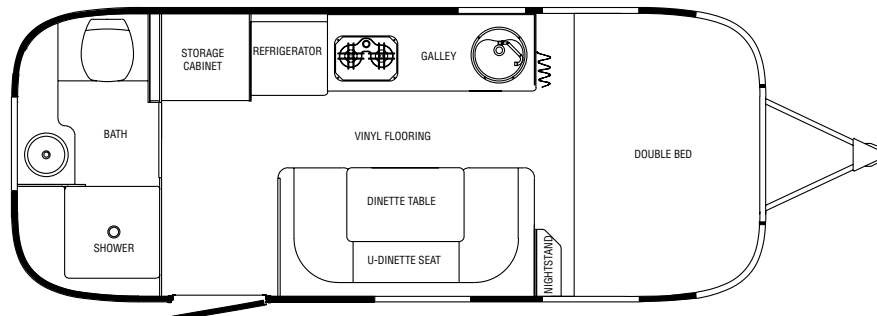
16 SPORT TRAILER



17 SPORT TRAILER



22 FB SPORT TRAILER



FLYING CLOUD



FLYING CLOUD TECHNICAL SPECIFICATIONS

	19	20	23	23FB	25FB	27FB	28	30
Exterior Length	19'2"	20'10"	23'	23'9"	25'11"	28'	27'11"	30'11"
Width Exterior	8'	8'	8'	8'	8'5.5"	8'5.5"	8'5.5"	8'5.5"
Width Interior	7'7"	7'7"	7'7"	7'7"	8'1"	8'1"	8'1"	8'1"
Height Exterior w/A/C	9'5"	9'5"	9'5"	9'5"	9'7"	9'7"	9'7"	9'7"
Height Interior w/A/C	6'4.5"	6'4.5"	6'5"	6'5"	6'5"	6'5"	6'5"	6'5"
Hitch Ball Height	17.75"	17.75"	17.75"	17.75"	17.75"	17.75"	17.75"	17.75"
Hitch Weight w/o Options Or Variable Weight	550	631	779	467	837	791	976	TBD
UBW (Unit Base Weight)	3,792	4,211	4,708	4,746	5,443	5,808	5,919	TBD
NCC (Net Carrying Capacity) w/o Options Fluids Or Cargo	708	789	1,292	1,254	1,857	1,792	1,381	TBD
GVWR (Gross Vehicle Weight Rating) (U.S.)	4,500	5,000	6,000	6,000	7,300	7,600	7,300	TBD
Water Tank w/Drain Valve	23	23	39	39	39	39	39	54
Blackwater Tank (Gal)	18	18	18	18	39	39	35	38
Graywater Tank (Gal)	21	21	21	30	37	37	37	38
Water Heater (Gal)	6	6	6	6	6	6	6	6
A/C w/Heat Pump (BTU)	13,500	13,500	13,500	13,500	13,500	15,000	15,000	15,000
Furnace w/Electric Ignition (BTU)	16,000	18,000	18,000	18,000	25,000	25,000	30,000	30,000
LPG (Lbs) (2-30# Tanks)	60	60	60	60	60	60	60	60
Deep Cycle Battery (Lead Acid)	2	2	2	2	2	2	2	2
Sleeping Capacity	2-4	2-4	2-5	2-4	2-4	2-4	2-5	2-6

Décor:

Stratus

Burnt Sienna

Sea Green

Mochablue

Prism

Midnight Sun

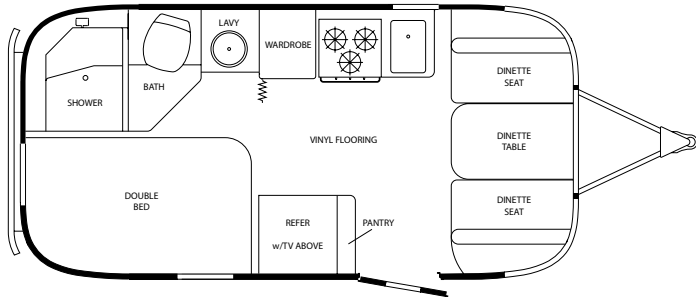
Please visit www.airstream.com to see a full set of model specifications, floorplans, features and options, and to find your nearest Airstream dealer.



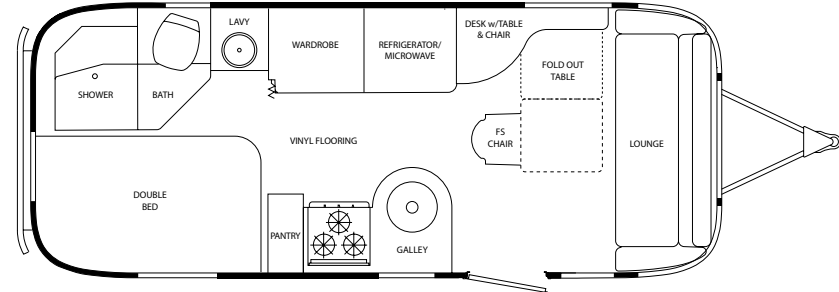
FLYING CLOUD CONT.

FLYING CLOUD FLOORPLANS

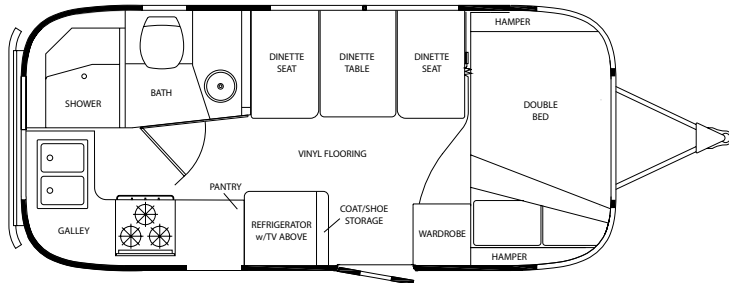
19 FLYING CLOUD TRAILER



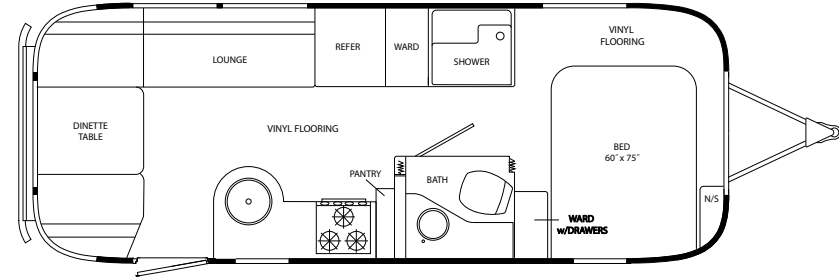
23 FLYING CLOUD TRAILER



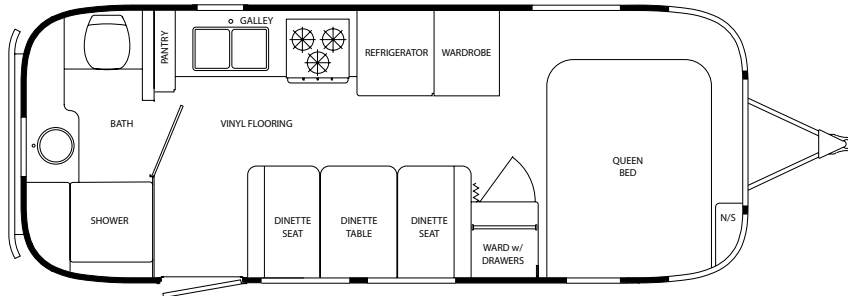
20 FLYING CLOUD TRAILER



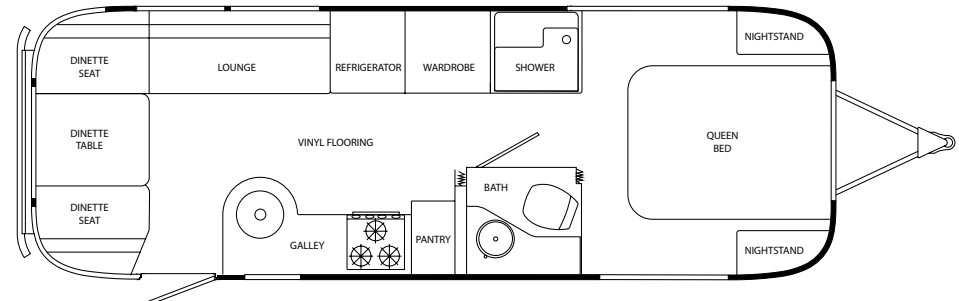
25 FB FLYING CLOUD TRAILER



23 FB FLYING CLOUD TRAILER

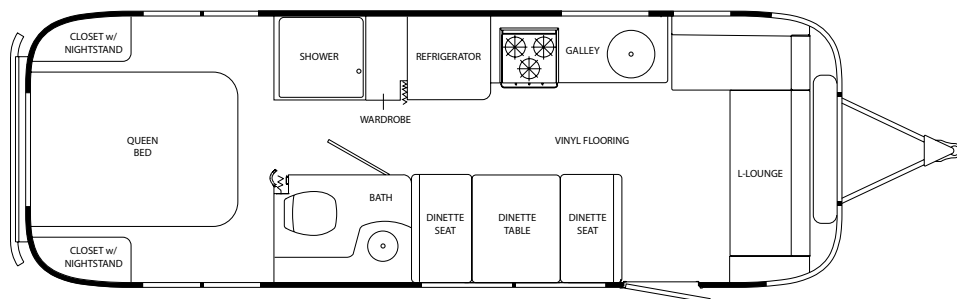


27 FB FLYING CLOUD TRAILER

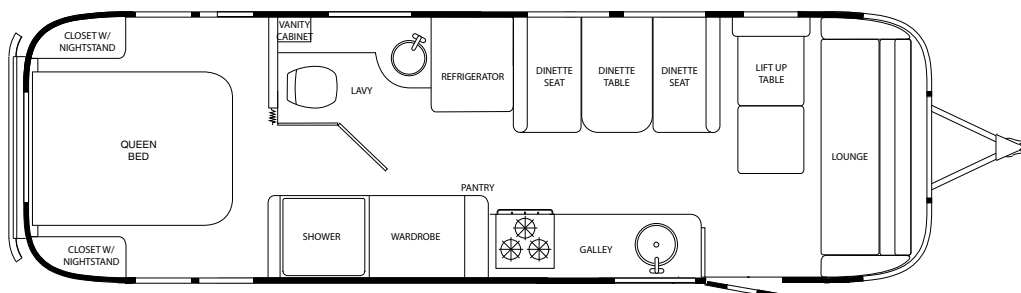





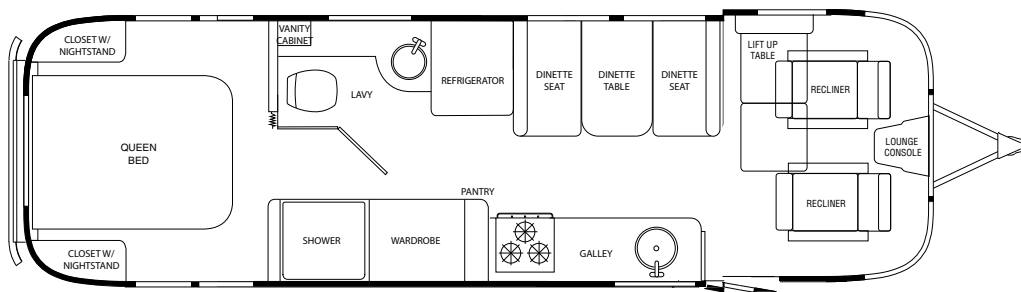
28 FLYING CLOUD TRAILER



30 FLYING CLOUD TRAILER Option A – Full Lounge



30 FLYING CLOUD TRAILER Option B – Two Recliners with Console



INTERNATIONAL

INTERNATIONAL TECHNICAL SPECIFICATIONS

	16	19	23D	25FB	27FB	28
Exterior Length	16'7"	19'2"	23'0"	25'11"	28'0"	27'11"
Width Exterior	8'	8'	8'	8'5.5"	8'5.5"	8'5.5"
Width Interior	7'7"	7'7"	7'7"	8'1"	8'1"	8'1"
Height Exterior w/A/C	9'4"	9'5"	9'5"	9'7"	9'7"	9'7"
Height Interior w/A/C	6'4.5"	6'4.5"	6'4.5"	6'5"	6'5"	6'5"
Hitch Ball Height	18"	17.25"	17.75"	17.75"	17.75"	17.75"
Hitch Weight w/o Options or Variable Weight	459	550	700	833	770	950
UBW (Unit Base Weight)	3,261	3,763	4,701	5,552	5,764	5,853
NCC (Net Carrying Capacity) w/o Options Fluids or Cargo	1,039	737	1,299	1,748	1,836	1,447
GVWR (Gross Vehicle Weight Rating) (U.S.)	4,300	4,500	6,000	7,300	7,600	7,300
Water Tank w/Drain Valve	23	23	30	39	39	39
Blackwater Tank (gal)	N/A	18	18	39	39	35
Graywater Tank (gal)	N/A	21	21	37	37	37
Combo gray/black	21	N/A	N/A	N/A	N/A	N/A
Water Heater (gal)	6	6	6	6	6	6
A/C w/Heat Pump (BTU) w/ Heat Strip	11,000	13,500	13,500	13,500	15,000	15,000
Furnace w/Electric Ignition (BTU)	12,000	16,000	25,000	25,000	25,000	30,000
LPG (lbs) (2-20# Tanks or 2-30# Tanks)	40	60	60	60	60	60
Deep Cycle Battery (Lead Acid)	1	2	2	2	2	2
Sleeping Capacity	2-3	2-4	2-5	2-4	2-4	2-5

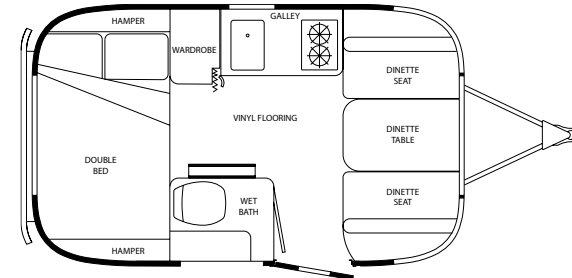
Décor:

Cilantro
Paprika
Serenity

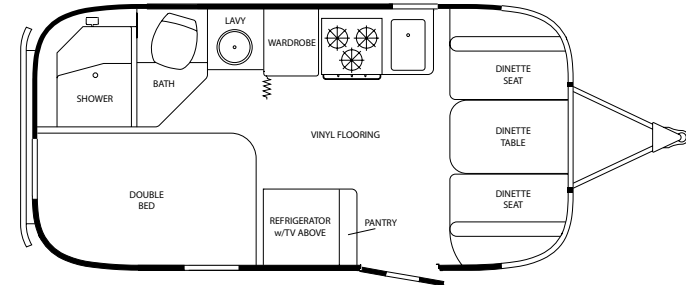
Please visit www.airstream.com to see a full set of model specifications, floorplans, features and options, and to find your nearest Airstream dealer.

INTERNATIONAL FLOORPLANS

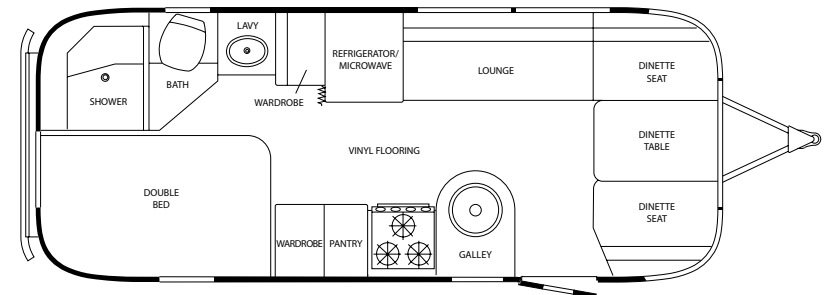
16 INTERNATIONAL BAMBI



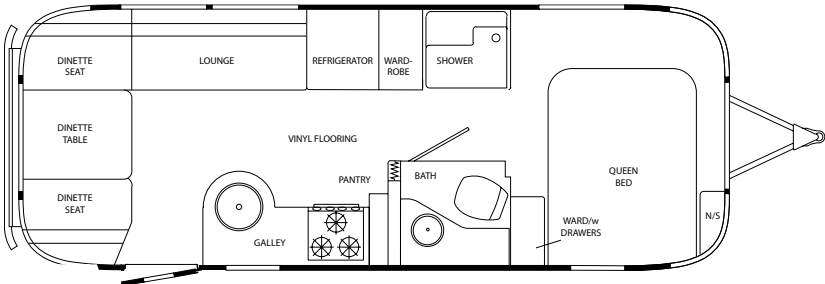
19 INTERNATIONAL BAMBI



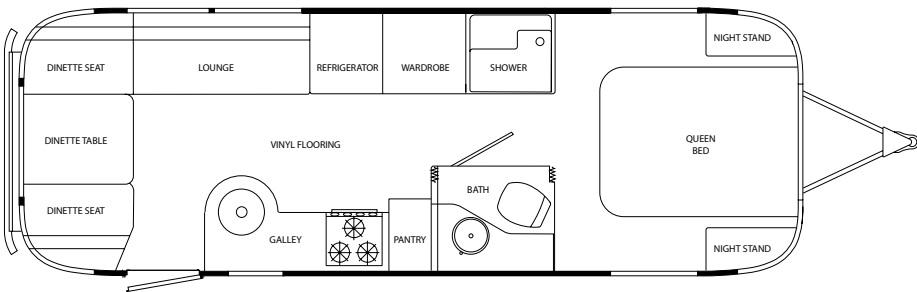
23D INTERNATIONAL



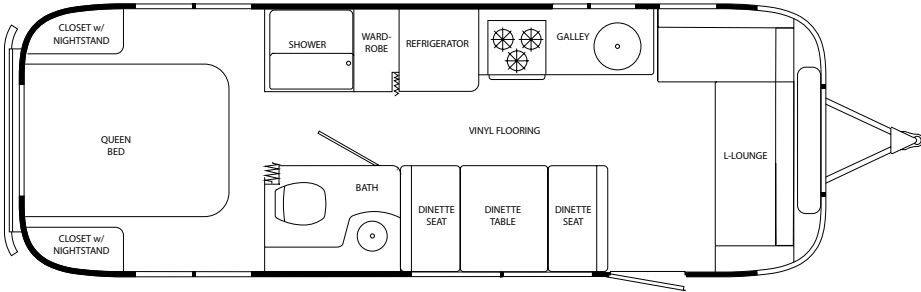
25 FB INTERNATIONAL



27 FB INTERNATIONAL



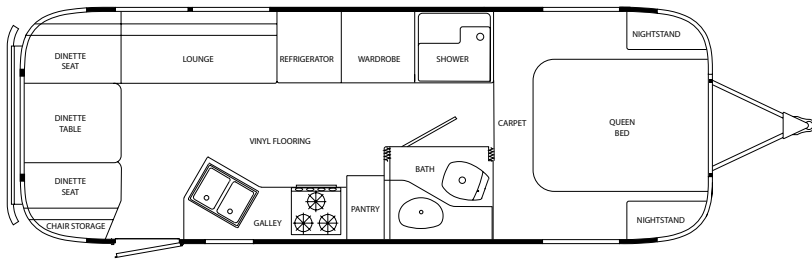
28 INTERNATIONAL



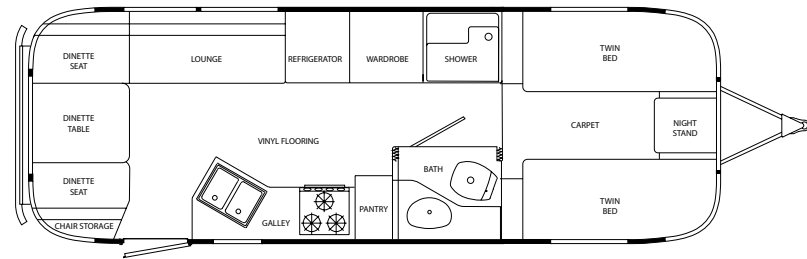
CLASSIC

CLASSIC LIMITED FLOORPLANS

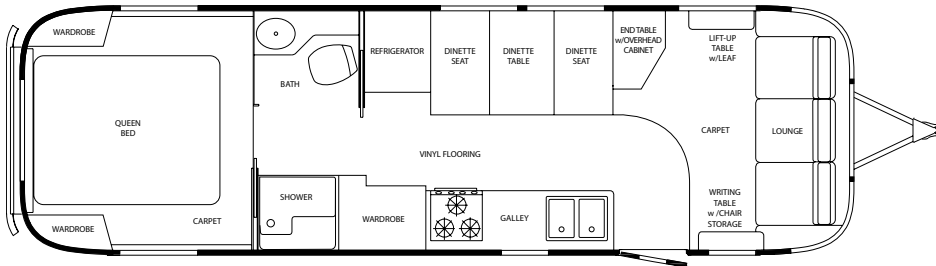
27 FB CLASSIC LIMITED Option A – A Queen Size Bed with Two Nightstands



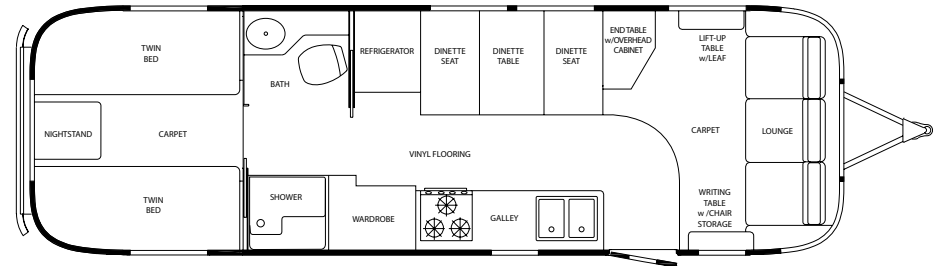
27 FB CLASSIC LIMITED Option B – Two Twin Size Beds with Nightstand and Trunk Storage



30 CLASSIC LIMITED Option A – A Queen Size Bed with Two Wardrobes



30 CLASSIC LIMITED Option B – Two Twin size Beds With Nightstand and Trunk Storage





CLASSIC LIMITED TECHNICAL SPECIFICATIONS

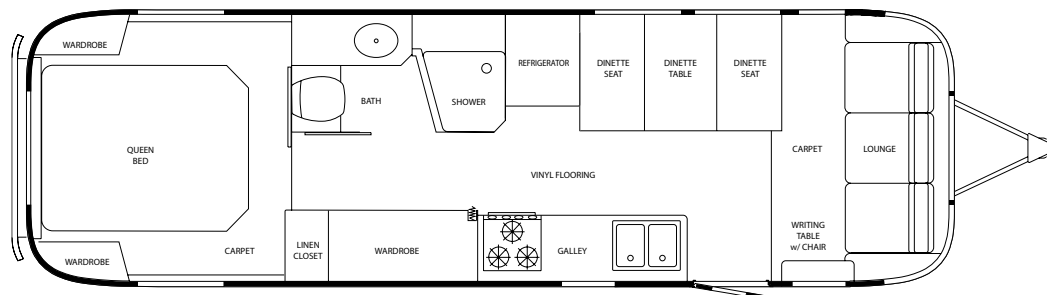
	27FB	30	31 DIN
Exterior Length	27'9.5"	31'	31'
Width Exterior	8'5.5"	8'5.5"	8'5.5"
Width Interior	8'1"	8'1"	8'1"
Height Exterior w/A/C	9'7.5"	9'7.5"	9'7.5"
Height Interior w/A/C	6'5"	6'5"	6'5"
Hitch Ball Height	18.75"	18.75"	18.75"
Hitch Weight w/o Options or Variable Weight	792	773	805
UBW (Unit Base Weight)	6,592	7,285	7,174
NCC (Net Carrying Capacity) w/o Options Fluids or Cargo	2,408	2,715	2,826
GVWR (Gross Vehicle Weight Rating) (U.S.)	9,000	10,000	10,000
Water Tank w/Drain Valve	54	54	54
Blackwater Tank (gal)	39	39	39
Graywater Tank (gal)	37	37	37
Water Heater (gal) Gas/Electric	6	6	6
A/C w/Heat Pump (BTU)	15,000	15,000	15,000
Furnace w/Electric Ignition (BTU)	30,000	34,000	34,000
LPG (lbs) (2-40# Tanks)	80	80	80
Deep Cycle Battery (Lead Acid (1))	2	2	2
Sleeping Capacity	2-6	2-6	2-6

Décor:

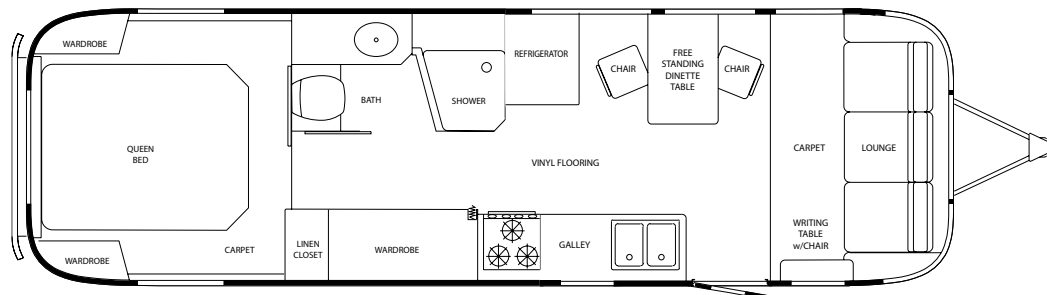
Praline
Cocoa
Jade

Please visit www.airstream.com to see a full set of model specifications, floorplans, features and options, and to find your nearest Airstream dealer.

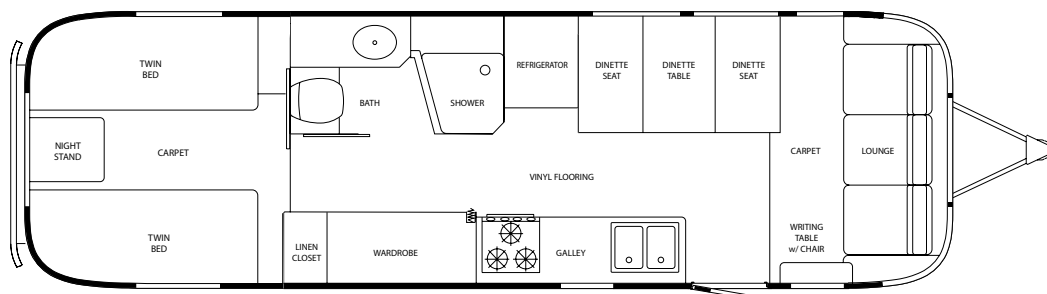
31 DINETTE CLASSIC LIMITED Option A – A Queen Size Bed with Two Wardrobes



31 DINETTE CLASSIC LIMITED Option B – Free Standing Dinette



31 DINETTE CLASSIC LIMITED Option C – Two Twin Size Beds with Nightstand and Trunk Storage

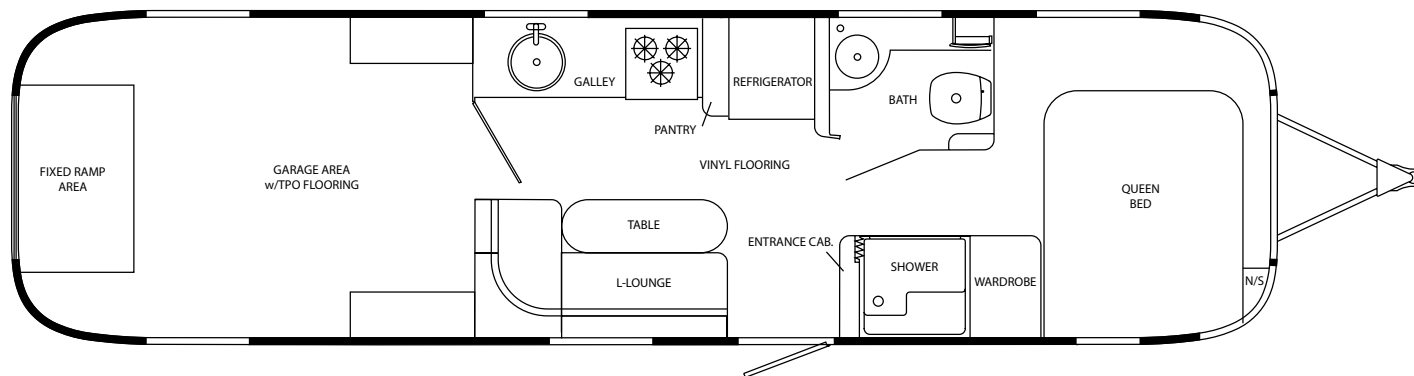


PANAMERICA

PANAMERICA TECHNICAL SPECIFICATIONS

Exterior Length	34'7"	Utility Garage	
Width Exterior	8'5.5"	94" Width X 132" Depth	Std
Width Interior	8'1"	Overhead Locker	Opt
Height Exterior w/ A/C	9'7.5"	Utility/Garage Storage (Right Side/Left Side)	Opt
Height Interior w/ A/C	6'5"	Floor Track Cargo System (2 Tracks)	Opt
Hitch Ball Height	19.75"	With 4 Adjustable Cargo Tie Downs	
Hitch Weight w/o Options	1,260	Retractable Screen For Rear Gull Wing Door	Opt
Or Variable Weight			
UBW (Unit Base Weight)	7,288	Décor:	
NCC (Net Carrying Capacity)	4,212	Silver-Garnet	
w/o Options Fluids Or Cargo			
GVWR (Gross Vehicle Weight Rating) (U.S.)	11,500		
Water Tank /Drain Valve	54		
Blackwater Tank (Gal)	39		
Graywater Tank (Gal)	37		
Water Heater (Gal) Gas/Electric	6		
A/C w/Heat Pump (BTU)	15,000		
Furnace W/Electric Ignition (BTU)	34,000		
LPG (Lbs) (2-30# Tanks)	60		
Deep Cycle Battery (Lead Acid)	2		
Sleeping Capacity	3-4		

Please visit www.airstream.com to see a full set of model specifications, floorplans, features and options, and to find your nearest Airstream dealer.



AIRSTREAM TOURING COACHES: ADVANCED ENGINEERING AND UNSURPASSED LUXURY

Airstream's touring coaches combine the maneuverability and driving ease of a luxury car with both comfort and convenience. Airstream has been producing Class "B" motorhomes since 1988 and in doing so, extends its tradition of extraordinary design and hand-crafted quality.

The Interstate, a state-of-the-art Mercedes Benz CDI V6 turbo diesel, delivers performance custom-tailored for today's adventures – exceptional fuel mileage, outstanding torque, and a 5,000 pound towing capacity.

**For more information on Airstream's
expanding touring coach division,
please ask your local dealer or visit
www.airstream.com**



AIRSTREAM

TRAVEL TRAILERS

TO THE RESTLESS SPIRIT

The Airstream Travel Trailer beckons to those driven by an insatiable desire to see more, to do more, and to learn more. It calls to those who understand the allure of the open road, and the discovery of what lies beyond the next bend. And, it appeals to those who value independence and inspired design, and to those who recognize the quality and craftsmanship that have allowed one brand to stand the toughest test of all – *TIME*.

Adventure, Inspired by Airstream

Airstream, Inc.
419 West Pike Street
Jackson Center, OH
45334 USA
937-596-6111
www.airstream.com

THOR
INDUSTRIES, INC.

All content and images © Airstream 2009

Travel Trailers 12/09 20K



Product information, specifications, and photography in this brochure were as accurate as possible at time of printing. Photographs may contain some features that are optional on your vehicle. Since we continually strive to improve our products, actual products may differ. Prices and specifications are subject to change without notice. All capacities are approximate and dimensions are nominal. Some features or options may be different or unavailable in Canada.

Vehicle Loading – Every effort has been made to provide the greatest number of options for the recreation vehicle owner. Along with these choices comes the responsibility to manage the loads that are imposed by the choices so that they remain within the manufacturer's specified chassis weight limits. Do not overload the recreation vehicle.

Dry Weights – Based on standard features; optional equipment not included. Net carrying capacity (NCC) determined by subtracting unloaded vehicle weight (UVW) from gross vehicle weight (GVWR) and includes fluids, options, and cargo. Liquid capacities and weights are approximations only.

Warning – This information is intended as a guide only. Weights of individual vehicles may vary. Consult your owner's manual for complete loading, weighing, and towing instructions.