

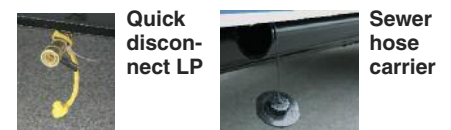
Shadow Cruiser	S-185FBR	S-185FBS	S-195WBS	S-16H	S-19H	S-20HS
Exterior Length	18'7"	18'9"	22'3"	17'6"	20'9"	23'9"
Exterior Width	84"	84"	90"	90"	90"	90"
Exterior Height	8'9"	8'9"	8'9"	8'9"	8'9"	8'9"
Interior Height	6'4"	6'4"	6'4"	6'4"	6'4"	6'4"
Bed Size	59 x 80	59 x 80	60 x 74	(2) 60 x 80	(2) 60 x 80	(2) 60 x 80
Dinette Bed Size	33 x 72	N/A	N/A	54 x 88	37 x 66	41 x 68
GaUCHO/Couch Size	N/A	35 x 66	35 x 66	N/A	42 x 62	42 x 62
Axle Weight (lbs.)	2,529	2,675	3,044	2,494	3,344	3,534
Hitch Weight (lbs.)	235	254	235	200	265	260
Dry Weight* (lbs.)	2,764	2,929	3,369	2,694	3,609	3,794
GVWR (lbs.)	5,835	5,854	5,925	3,700	5,865	5,860
Cargo Capacity (lbs.)	3,071	2,925	2,556	1,006	2,256	2,066
Fresh Tank (gal.)	30	30	36	36	36	36
Gray Tank (gal.)	32	25	38	38	38	38
Black Tank (gal.)	25	25	38	38	38	38
LP Bottle (lbs.)	40	40	40	20	40	40
Power Conv. (amps.)	55	55	55	35	55	55
Elec. Ignition Furnace (BTU)	16K	16K	16K	16K	16K	16K

*Dry weights do not include options

NOTE: Weights are approximate and based on standard features. Optional equipment is not included. Cruiser RV, LLC constantly strives to improve its product.

All specifications are subject to change without notice or obligation. See your local Cruiser RV dealer today to review a current model.

Exterior Features:



Cruiser RV, LLC

7805 North SR 9 • PO Box 130 • Howe, IN 46746
 Ph. 260-562-3500 • Fax 260-562-2210
 Toll Free 866-277-5630
 www.cruiserrv.com



Shadow Cruiser

Your Dealer

Shadow Cruiser

by *CruiserRV*



...Expanding Your
Camping Experience






S-195WBS

Shadow Cruiser

Light on Weight, Not on Value!



Décor
Cherry-Latte

Enjoy a good night's sleep on the walk around queen bed.



Features



Radius entry door with drip cap



Exterior hot/cold shower




Box valences and fabric day/night shades

Microwave and range/oven



S-185FBS



Décor
Cobblestone

Bright Harmony White cabinets set off the trendy décors and stainless appliances.



S-19H

Shadow Cruiser
Expandables



Family camping is truly enjoyable in this spacious yet lightweight expandable.



Zip-out tent windows



Fan/light combo



Aqualon® tents (expandable only) offer superior moisture protection



Lockable tent doors (expandable only)



Hidden hinge cabinet doors



Water resistant outside speakers



Pass-thru storage (some models)