

Interior Features



Optional Flatscreen TV



Optional Microwave



Oven / Range



Upgraded Mattress with Down Comforter



In-ceiling Speakers

Exterior Features



Optional Electric Awning



Frameless Windows



LED Brakes Lights



Optional Stainless Steel BBQ Grill



Cast Aluminum Wheels w/ Radial Tires

Standard Features

- Fiberglass V aerodynamic cap
- Silver gel coated fiberglass exterior
- Floorplans w/ up to 60 additional cu. ft. with V design
- 7'6" width for ease of towing
- Laminated, crowned roof, ducted
- Ducted heating
- Fully aluminum framed construction
- CD/DVD electronics package
- Interior and exterior speakers
- Lend-A-Hand grab handle
- EZ-flex™ suspension system
- Cast aluminum wheels with radial tires
- Residential interior trim package
- Roller bearing drawer guides and hidden hinges

Popular Options

- Low-pro 13.5k ducted A/C
- Electric awning
- Fantastic Vent
- Under mount spare tire
- 19" LCD TV
- Satellite radio
- 6 gal. DSI gas/electric water heater
- Microwave
- Convection microwave
- Outside hot/cold shower
- Outside BBQ grill
- Bike rack
- Electric stabilizer jacks

Cruiser RV, LLC

7805 North SR 9 • PO Box 130 • Howe, IN 46746

Ph. 260-562-3500 • Fax 260-562-2210

Toll Free 866-277-5630

www.cruiserrv.com



Your Dealer

VIEWFINDER

by *CruiserRV LLC*



2010
Significantly different
...for all the right reasons!



V24FK

The front "V" kitchen shown has plenty of storage and conveniences built in. The innovative design of the front cap provides an added... **60 cubic square feet of space.**

VIEWFINDER

CruiserRV LLC

Aerodynamically designed to be towable by your full size SUV, the ViewFinder offers well designed spaciousness for weekenders or the added comforts demanded by extended stay travelers.



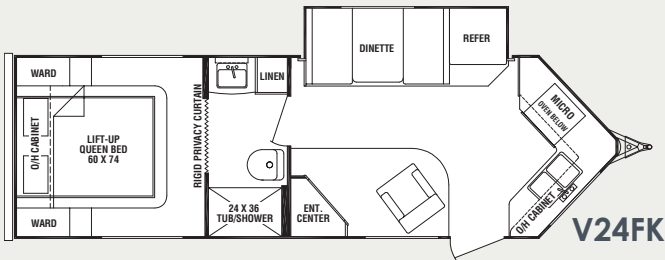
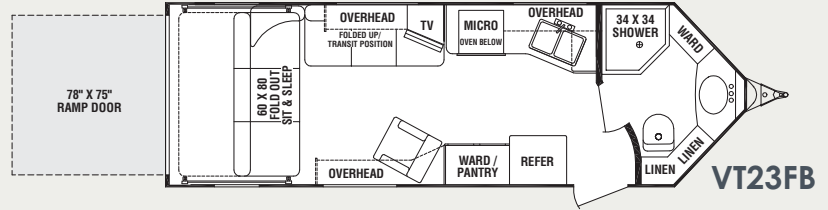
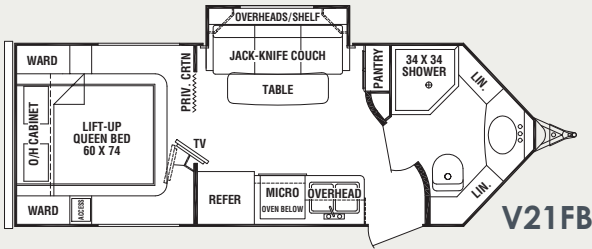
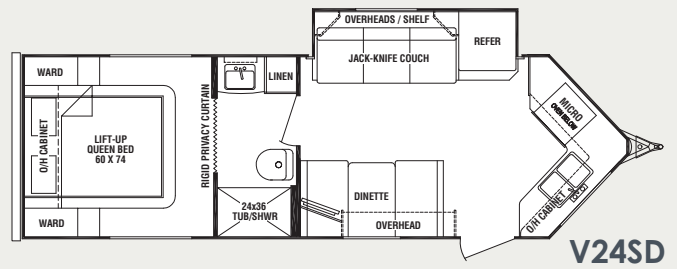
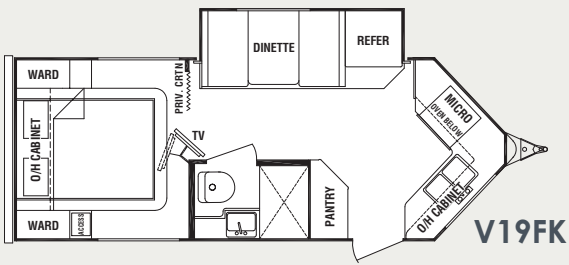
V21FB This floorplan offers a huge front bathroom and versatile sofa slideout.



Beautifully appointed, this interior surrounds you with form and function.



You'll be surprised at the size of the spacious bath.



ViewFinder	V19FK	V21FB	V24FK	V24SD	VT23FB
Exterior Length	22'2"	23'4"	26'5"	26'5"	25'3"
Exterior Width	90"	90"	90"	90"	90"
Exterior Height	9'3"	9'3"	9'3"	9'3"	9'3"
Interior Height	6'6"	6'6"	6'6"	6'6"	6'6"
Bed Size	60 x 74	60 x 74	60 x 74	60 x 74	60 x 80
Dinette Bed Size	37 x 69	N/A	37 x 69	37 x 69	N/A
Gaucha/Couch Size	N/A	40 x 68	N/A	40 x 68	38 x 68
Axle Weight (lbs.)	3,480	3,775	3,750	3,615	3,645
Hitch Weight (lbs.)	625	530	790	795	930
Dry Weight (lbs.)	4,105	4,305	4,495	4,410	4,575
GVWR (lbs.)	6,225	6,130	6,390	6,395	7,930
Cargo Capacity (lbs.)	2,120	1,825	1,895	1,985	3,355
Fresh Tank (gal.)	36	36	36	36	36
Gray Tank (gal.)	40	40	(2) 40	(2) 40	40
Black Tank (gal.)	25	27	25	25	27
LP Bottle (lbs.)	40	40	40	40	40
Power Conv. (amps)	55	55	55	55	55
Elect. Ign. Furn. (BTU)	20K	20K	20K	20K	20K

*Cargo capacity does not include weight of water or LP gas.
 NOTE: Weights are approximate and based on standard features. Optional equipment is not included. Cruiser RV, LLC constantly strives to improve its product. All specifications are subject to change without notice or obligation.
 See your local Cruiser RV dealer today to review a current model.

Décors

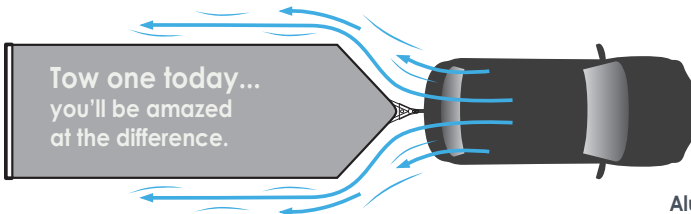
Granite



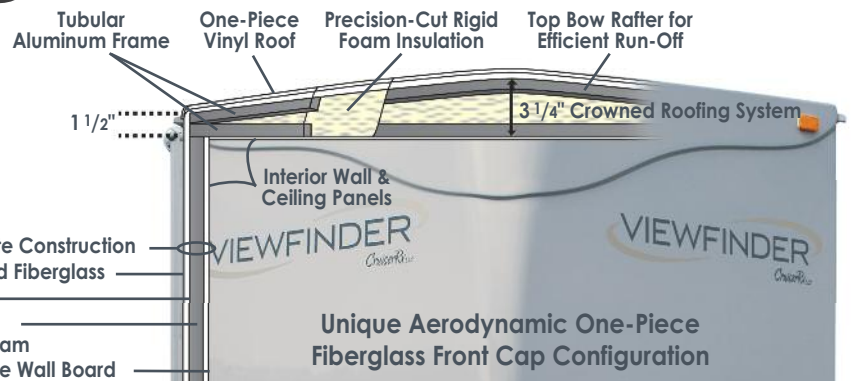
Sandstone



Construction/Aerodynamics



Tow one today... you'll be amazed at the difference.
 Enjoy greater fuel efficiency with the front fiberglass V-cap design. The ViewFinder is specifically engineered to minimize air resistance as encountered with traditional RVs.



- Outer Wall Laminate Construction
- Outer Gel-Coated Fiberglass
- Luan Backer
- Aluminum Frame & High Density Foam
- Interior Decorative Wall Board