

REYO™
{ 2010 }



 ITASCA



Change is Here

Every so often a coach comes along that changes the way you think about motor homes. Maybe it has a fresh look and innovative features. Or it might use space in a way you never thought possible. Something is different. And that something is good. See just how good it can be in the all new Itasca Reyo™

The Itasca Difference Itasca motor homes are built on our exclusive SuperStructure® foundation creating some of the industry's strongest, most durable motor homes. Quality components, precision manufacturing and attention to the smallest details—such as running every coach through our high-pressure leak test—all go into making Itasca motor homes simply the best.



REYO

Exteriors

Full-body paint highlights the fresh look of the Itasca Rey.

Nickel
{ FULL-BODY PAINT }



Bistro
{ FULL-BODY PAINT }



Heritage
{ FULL-BODY PAINT }



Interior Décor

Enjoy the soft feel and upscale luxury of UltraLeather™ in the fabric collection of your choice. Beautiful cabinetry in Sunset Cherry or Mocha Cherry with stylish hardware provides plentiful storage.


Sunset Cherry



Mocha Cherry





Sunwashed



Rain Barrel



Coastline





Redefining Class A

More fuel efficiency. More features. More fun. These are the driving forces behind the new 2010 Itasca Rey, the first Class A motor home built on a Dodge®/Mercedes-Benz® Sprinter chassis. Save on fuel costs while getting the hill-climbing power of a Mercedes-Benz turbo-diesel engine. Choose from two models loaded with exclusive SmartSpace™ design elements that let you live large in a 25' coach. Be the first to own the motor home everyone will be talking about: the 2010 Itasca Rey.





Entertainment Amenities

- LCD TV
- IntelliSense monitor
- CD/DVD stereo system
- Removable dining table (25T)

Make Yourself Comfortable

Introducing the latest space-saving innovation from Winnebago Industries®: the StudioLoft™. This SmartSpace feature turns the cab area into a second bedroom with a large bed that drops down from the ceiling. A fabric wrap gives the StudioLoft instant privacy. With the StudioLoft raised, the Flexsteel cab seats lift six inches and rotate to become an integral part of the living area. From there you can enjoy the stereo system with CD/DVD player or watch the 26" (25T) or 32" (25R) LCD TV, which is mounted on a special bracket so it can be viewed even when the slideroom is in. Other SmartSpace features include a dining table that stows away when not in use and the new IntelliSense™ LCD touchpad to monitor key systems.



Ready, Set, Cook

You will be serving up fine cuisine from coast to coast in this full-featured, yet space-saving, kitchen. It comes with an Apollo® Half Time microwave/convection oven that cooks and browns like a conventional oven in half the time. Emphasis is placed on versatility, which is why you'll find flip-up glass covers on the sink and range, and a freezer compartment that can be conveniently removed to increase your refrigerator space.



Kitchen Highlights

- Apollo Half Time microwave/convection oven
- Two-burner range
- Refrigerator with removable freezer compartment
- Vented range hood

REYO



Two Beds in One

Want a queen bed for you and your spouse? Done. Want separate twin beds for your kids? We can do that, too. The Flex Bed system, available in the 25T, quickly adjusts to either configuration, giving you greater flexibility on the road. The bedroom also offers abundant storage with a wardrobe, cabinets and large storage drawers below the beds. In the bathroom you'll find a roomy shower with a skylight, handheld showerhead and a retractable door that self cleans as it closes.



Bedroom Amenities

- Available Flex Bed system (25T)
- 19" LCD TV (25T)
- Wardrobe

It's Time to Drive

The Reyo is built on the Dodge/Mercedes-Benz Sprinter F50 chassis, giving it more of an automotive feel than a typical Class A coach. UltraLeather cab seats and powered sunvisors make every trip more enjoyable. Pass the time by listening to the Jensen™ radio with an LCD touch screen, CD player and iPod connector that allows you to control your iPod through the radio's touch screen. You can also receive a complimentary six-month subscription to over 120 digital channels when you add the Sirius® satellite radio.



Cab Features

- Jensen radio w/LCD touch screen
- Powered sunvisor
- Available Sirius satellite radio
- Available dash appliqué



The only manufacturer to have received the RVDA Quality Circle Award for exceptional products, service and support for 13 consecutive years



New Look, New Attitude

Three full-body paint designs accent the distinctive body styling of the new Reyo. A 16' electric awning comes standard, giving you the perfect excuse to sit outside and admire your destination (and your new Reyo). You will have plenty of time to relax, too, thanks to color-coded labels and a convenient service center that makes hookups a snap. A winterization package is also included for hassle-free seasonal storage.

Grand Entrance You've never seen a motor home door like this before. Inspired by airplane technology, the new Threshold RV Door™ features dual seals, dual latches and hidden hinges that reduce wind and road noise and provide a secure seal. The interior and exterior handles are set at separate, ideal heights for entering and exiting. A built-in screened window provides ventilation with the door closed.

More Storage The 25T offers an incredible 87.2 cu. ft. of exterior storage.




See why the Dodge/Mercedes-Benz Sprinter F50 chassis makes the Reyo so user-friendly:

- 11,030-lb. GVWR
- Mercedes-Benz 3.0L turbo-diesel engine
- Adaptive ESP® technology
- 5-speed automatic transmission
- 180-amp. alternator
- 5,000-lb.⁵ hitch
- Available stylized aluminum wheels

SUPER STRUCTURE

SuperStructure Legendary strength and durability are the results of SuperStructure construction that goes into every Itasca motor home. It's the combination of quality, proprietary components and careful attention to detail that makes Itasca motor homes the cream of the crop.

- Patented Thermo-Panel™ sidewalls are durable and lightweight.
- Specially engineered interlocking joints connect the floor, sidewalls and roof together for strength and durability.
- An automotive-style dip tank applies an advanced electrodeposition coating that protects critical steel components.
- The crowned, one-piece fiberglass roof is backed by a 10-year limited parts-and-labor roof skin warranty.



Committed to Service We back our motor homes with the industry's best service after the sale:

- 12-month/15,000-mile basic limited warranty
- 36-month/36,000-mile warranty on structure
- Standard 10-year limited parts-and-labor roof skin warranty
- Complimentary 24-hour roadside assistance program
 - RV Technical Assistance Hotline
 - RV Service Appointment Assistance
 - Emergency Trip Interruption
 - Emergency Message Service
 - Nationwide Trip Routing
 - Fee-Free Travelers Cheques



Easy Cleanups An available wash station lets you rinse off shoes and toys before entering the coach.

TrueLevel™ The TrueLevel holding-tank monitoring system uses sonar technology to read liquid levels from outside the tank. There are no probes to corrode or clog, just accurate readings time after time.

IntelliSense™ The new IntelliSense monitor provides critical information and allows you to control key systems on an intuitive touch screen.



Floorplans & Specifications

Dimensions shown are for sleeping space only and may vary due to styling differences. Dashed lines denote overhead storage areas. Floorplans and specifications are also available online at Goltasca.com.

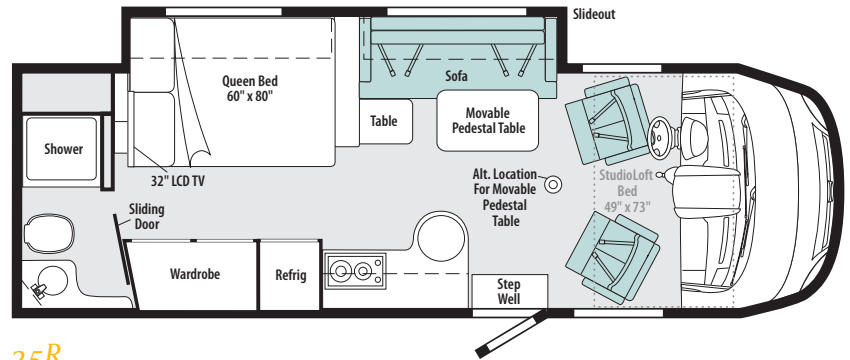
Standard
UltraLeather

Vinyl



25R Weights & Measures

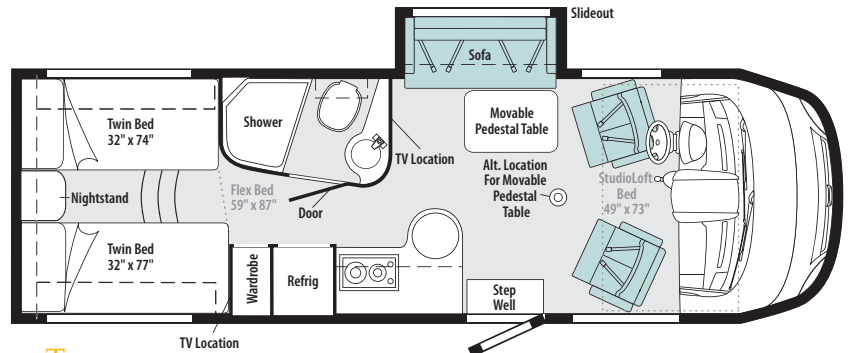
Length	25'5"
Exterior Height ¹	10'10"
Exterior Width	7'6"
Exterior Storage ² (cu. ft.)	49.9
Awning Length	16'
Interior Height	6'5"
Interior Width	7'3"
Freshwater Capacity w/Heater ³ (gal.)	36
Holding Tank Capacity - Black/Gray ³ (gal.)	30/40
LP Capacity ⁴ (gal.)	13
Fuel Capacity (gal.)	25.0
GCWR ⁵ (lbs.)	15,250
GVWR (lbs.)	11,030
GAWR - Front (lbs.)	4,410
GAWR - Rear (lbs.)	7,720
Wheelbase	170"



25R
(NEW)

25T Weights & Measures

Length	25'5"
Exterior Height ¹	10'10"
Exterior Width	7'6"
Exterior Storage ² (cu. ft.)	87.2
Awning Length	16'
Interior Height	6'5"
Interior Width	7'3"
Freshwater Capacity w/Heater ³ (gal.)	35
Holding Tank Capacity - Black/Gray ³ (gal.)	36/36
LP Capacity ⁴ (gal.)	13
Fuel Capacity (gal.)	25.0
GCWR ⁵ (lbs.)	15,250
GVWR (lbs.)	11,030
GAWR - Front (lbs.)	4,410
GAWR - Rear (lbs.)	7,720
Wheelbase	170"



25T
(NEW)

Dodge®/Mercedes-Benz® Sprinter F50 Chassis

154-hp Mercedes-Benz 3.0L 6-cylinder turbo-diesel engine

5-speed automatic transmission w/tip shift

Hydraulic brakes w/ABS

Adaptive ESP® technology

180-amp. alternator

Trailer Hitch²: 5,000-lb. drawbar/500-lb. maximum vertical tongue weight w/7-pin connector

Stainless steel wheel liners

25R 25T *Optional Equipment*

o o **Stylized aluminum wheels**

Cab Conveniences

Stereo: AM/FM, CD player, LCD screen, iPod interface connector and remote

Cab Seats: armrests, adjustable lumbar support, power lift, swivel/slide, recline and headrest

Power steering w/tilt/telescoping wheel

12-volt powerpoints

Power mirrors w/defrost

Cruise control

Chassis/house battery radio power switch

Sideview video camera system

Powered sunvisor

Front wraparound curtain

Rearview monitor system w/one-way audio

25R 25T *Optional Equipment*

o o **Sirius® satellite radio w/complimentary 6-month subscription**

o o **Dash appliqué package**

Interior

IntelliSense™ LCD monitor panel

Key-activated slideroom master lock switch

Stereo System: AM/FM, CD/DVD, alarm clock, input jack

StudioLoft™

Privacy curtain

26" LCD TV (25T)

32" LCD TV (25R)

Satellite system ready

Removable carpet mats

Dual-pane windows w/built-in screen and shade

Amplified digital TV antenna system

Powered roof vent (bath)

25R 25T *Optional Equipment*

o o **Satellite TV antenna system w/elevation sensing unit**

o o **Roof vent w/powered ventilator fan (bath)**

Kitchen

Apollo® Half Time microwave/convection oven w/range fan

2-burner range w/glass cover

Refrigerator w/removable freezer compartment

Stainless steel sink w/glass cover and folding faucet

Laminate countertops

25R 25T *Optional Equipment*

o o **Water filtration system for cold water faucet**

Bedroom

Twin beds w/foam mattresses and access to storage below (25T)

Queen bed w/foam mattress (25R)

Room divider privacy curtain

19" LCD TV (25T)

25R 25T *Optional Equipment*

o **Flex Bed kit w/panels and cushions**

Bath

Shower w/wall surround

Flexible showerhead

Retractable self-cleaning shower door

Skylight

Exterior

Electric patio awning

Automatic entrance door steps

Mud flaps (rear)

Porch light

25R 25T *Optional Equipment*

o o **Lower front protective mask**

Heating & Cooling System

13,500 BTU roof-mount air conditioner

20,000 BTU furnace

25R 25T *Optional Equipment*

o o **High-efficiency A/C heat pump**

Electrical System

Service Center: cable TV input, power cord, portable satellite dish hookup

AC/DC load center, 45-amp. converter/charger

Auxiliary start circuit

Battery disconnect system (coach)

2 deep-cycle, Group 24 RV batteries

Automatic dual-battery charge control

3,200-watt Cummins Onan® diesel generator

30-amp. power cord

300-watt DC/AC inverter

Plumbing System

Service Center: color-coded labels, city water hookup/tank diverter fill, drainage valves, 10' sewer hose

TrueLevel™ holding-tank monitoring system

6-gallon 120 VAC/LP water heater

Winterization Package: water heater bypass valve and siphon tube

On-demand water pump

Manual dump valve

Permanent-mount LP tank w/remote fill

25R 25T *Optional Equipment*

o o **Heated drainage system**

o o **Exterior wash station**

Safety

Seat belts

LP, smoke and carbon monoxide detectors

10 BC fire extinguisher

Ground fault interrupter

High-mount brake lamps

Daytime running lamps

Fog lamps

Warranty⁶

12-month/15,000-mile basic warranty⁷

36-month/36,000-mile limited warranty on structure⁷

10-year limited parts-and-labor warranty on roof skin⁷

o Optional
NA Not Available

- 1 The height of each model is measured to the top of the tallest standard feature and is based on the curb weight of a typically equipped unit. The actual height of your vehicle may vary by several inches depending on chassis or equipment variations. Please contact your dealer for further information.
- 2 The load capacity of your motor home is designated by weight, not by volume, so you cannot necessarily use all available space when loading your motor home.
- 3 Capacities are based on measurements prior to tank installation. Slight capacity variations can result due to installation applications.
- 4 Capacities shown are tank manufacturer's listed water capacity (W.C.) Actual filled LP capacity is 80% of listing due to overfilling prevention device on tank.
- 5 Actual towing capacity is dependent upon your particular loading and towing circumstances, which includes the GVWR, GAWR and GCWR as well as adequate trailer brakes. Please refer to the Operator's Manual of your vehicle for further towing information.
- 6 See separate chassis warranty.
- 7 See your dealer for complete warranty information.

Not all items available in combination. See dealer for details.

Winnebago Industries® continuing program of product improvement makes specifications, equipment, model availability and prices subject to change without notice. Comparisons to other motor homes are based on the most recent information available at printing.

Discover More on the Web

Want to see more of the Itasca Reyo? You'll find more pictures, in-depth info, floorplans and complete specs at Goltasca.com. You'll also see videos and highlights of key features, such as:



THE MOST RECOGNIZED
NAME IN MOTOR HOMES™

Goltasca.com

NYSE: WGO



Join the Itasca Family Itasca owners simply have more fun. When you buy a Reyo, you can become a part of the Winnebago-Itasca Travelers Club. As a member, you'll meet other motor home enthusiasts, travel to interesting places with interesting people, and be the first to learn about new Itasca products. See what the WIT Club is all about at WITclub.com.



Seat belts are your most important hookup. Always buckle up.



©2009 Winnebago Industries, Inc.
Printed in USA

- Join the WIT Club
- Caravans and rallies
- Local and state activities
- RV travel and benefits

For Sales and Service Information Contact: