

GULF STREAM

Montaj

2 0 1 0



THE
EVOLUTION
of the American RV Industry

36 ft of living
in a 28 ft space!

European Inspired Style



Montaj Liveability

FlexSpace™

Gulf Stream has developed the FlexSpace concept - smart configurations making each area multifunctional and versatile based on your needs.



Gulf Stream's patent-pending seats easily become a part of the living space.



Driving

Make it Your Space - Your Way

The patent-pending driver and passenger seats become an integral part of the living space with a simple turn. Four configurations in the cockpit alone set the standard for endless spaces that await you.

Stowaway bunk raises and lowers easily to accommodate little ones & guests. The flush floor between seats gives you easy access to the cockpit area.



Sleeping

The dashboard work space desk pulls onto your lap for easy access as you travel.

Working



Liveability



The Montaj Motorhome Will Impress

Everyday that goes by will make you appreciate the thoughtful residential design qualities.

Gulf Stream engineers have designed the most ergonomically developed cockpit of any Class A in history. Luxury driver and passenger seats that completely swivel for full participation with the rest of the living room and an optional center table with cup holders make this arrangement like no other that has ever existed in a gas motorhome.

Elegant radius solid hardwood cabinetry acts as the backdrop to the most well laid out floor plan. With the integration of the Euro chairs in the cockpit, and the horseshoe residential hide-a-bed sofa, all riders can enjoy comfort and space as they watch TV on the 26" LCD monitor which is perfectly located for everyone's viewing enjoyment.

The spacious kitchen counter makes prep time pleasant and efficient for all your meals and snacks.

Montaj Liveability

The time and research into the most efficient and effective use of space and best components keeping the overall dimension a priority, is why the Montaj is the most liveable motorhome you'll find in today's new market of savvy, quality-conscious travelers.

No other Class A can give you such comfort and spaciousness in a motorhome that leaves such a small footprint on the environment. Picture this unique sectional style sofa design for

viewing TV, eating with the dinette table or sleeping on its hidden double bed.

This 28' Class A offers sleeping availability for up to six people. A queen size bed for you and a cozy stowaway sleeping bunk for those special young guests that travel with you.



During the day this bed is not in the way; at night it is a comfortable spot to dream.

Every component and appointment went through a thorough battery of testing prior to being implemented in the revolutionary Montaj.

European-Style Acrylic Windows

These dual panel high resolution acrylic windows eliminate virtually all "squeaking" as you drive down the road. In addition to their extraordinary insulating and light control qualities, each window acts as an awning for those raining days.



Liveability

Plentiful interior storage gives you space to bring all your essentials (plus some extras) for cooking and entertainment.

Appointments include:



A full wardrobe in the bedroom gives you enough space for any trip length.

Whether you're a full-timer or a weekender, you have the clothes space to always look your (relaxed) best.



The spacious radius shower with custom designed glass door and 25% larger opening gives you plenty of room to move around unlike any other Class A.



Unsurpassed Storage

Taking your favorite toys from home on the road is easy because of ample storage space during drive time when the sleeping bed is uniquely raised inside. Bikes, trikes, and other toys come out hassle-free once you've reached your destination, and the bed gently lowers to its "resting" position.



Master bed in down position



Master bed in up position

Montaj Driveability

The Montaj will single-handedly revolutionize the Class A industry with its sleek low profile, ergonomic engineered, panoramic 360° viewing, and its prolific turning radius.



Drives like an SUV



Easy access to all instrument panels

Along with Ford Motor Company, Gulf Stream designed the best cockpit in the industry. Not only do the driver/passenger seats swivel to be part of the living room, they are an intricate part of the most advanced control center in the RV industry.

As you can see, all instrument panels are in easy to control positions. The driver can flawlessly maneuver to assure maximum safety and driveability.

The revolution continues with the absence all together of the "dog house" between the driver and passenger seats. The flush floor ends awkward crawling and scooting to move between the cab and living space, and the seats easily swivel to become part of the TV viewing/dining area.

Driveability



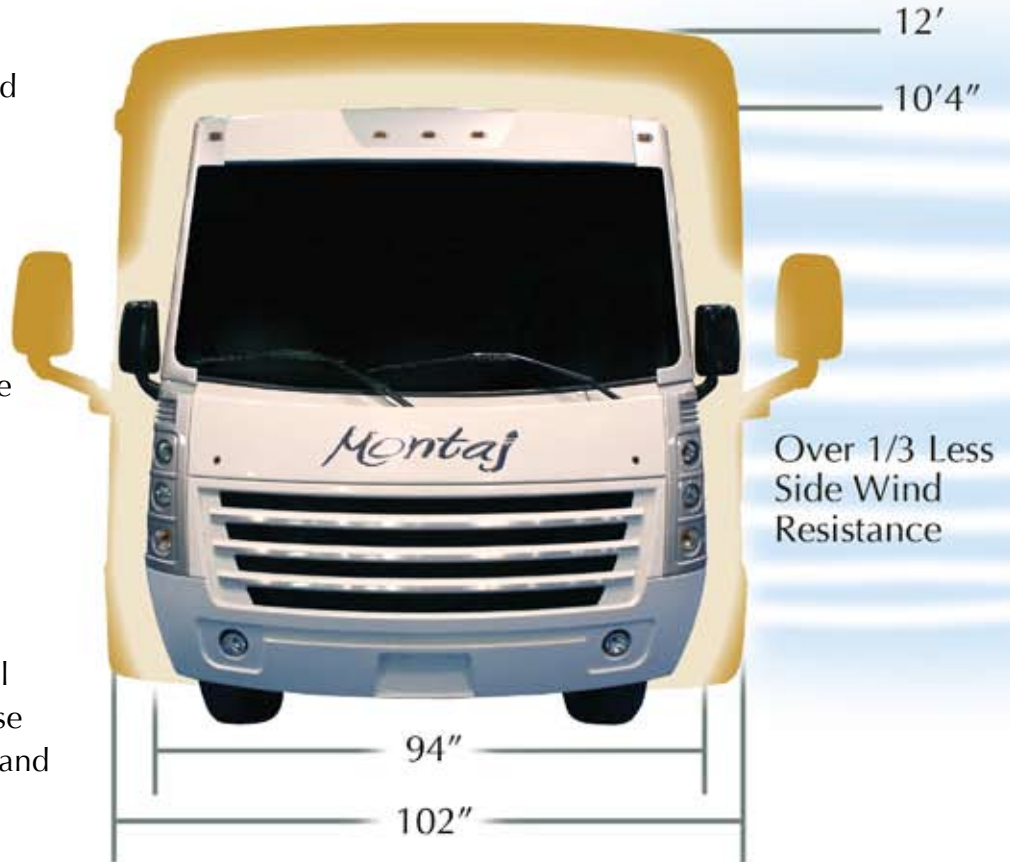
Driving the Montaj will be as easy as it gets. The low profile Italian inspired aerodynamic design will reduce wind exposure from the front with less direct surface exposure as well as enhanced angle to allow wind to flow by as you travel.

Most industry Class A motorhomes have limited angles and tall square fronts that make driving a chore.

The Montaj has a 30% lower center of gravity than a standard Class A and even a standard mini home. This low center of gravity assures the driver a stable and a smooth ride.

In addition, the large deluxe exterior heated and remote side view mirrors and panoramic windshield, gives the driver a complete and unobstructed view of the road further enhancing your safety.

As you can see, the Montaj will slice through the wind with ease making your driving smoother and safer. In fact, you'll experience 33% less wind resistance with this superior design.



40 sq ft Less Wind Exposure from the Front

*Comparisons are an approximation based on typical 36' Class A motorhomes.



1'8" Lower Roof Line with Wind Tunnel Panels Keeps You Firmly on the Road

Montaj Driveability

In line with automotive engineering, the instrument panel has total control for the driver of the most maneuverable unit in the industry. The Montaj low profile Class A Ford chassis was designed to navigate congested freeways, parks and urban areas

The Montaj has a turning radius that is 12% tighter than other typical Class A's.

This unmatched maneuverability will allow you to go places no other motorhome can travel.

The Montaj Class A motorhome is the perfect dimension. You can travel anywhere you wish. You can see many of the most remote sites in the U.S. as well as drive through any major city in North America. That versatility gives you the comfort and safety to enjoy your travels.



Unbeatable sight lines in an Italian inspired aerodynamic design

180 degree swivel captain and passenger chairs transform the cockpit into 40 sq ft of additional living space!
36' of living space in a 30' Class A coach



12\"/>A side-view illustration of a Montaj motorhome. A horizontal line indicates the floor height, labeled "32\"/>

Montaj Efficiency


The Montaj Class A is leading the RV industry in environmental efficiency. Starting with the Ford chassis and 5.4 liter gas engine, to the lightweight construction techniques integrated throughout the design, and culminating with the overall efficient profile elements, the Montaj assures you the highest of an energy performing motorhome.

Diesel vs Gas Generator 8 hr Operating Cost Comparison*

For every hour you operate your generator, you use 1 gallon of fuel - therefore...

8 gal of diesel fuel @ \$3.25 per gallon = \$26

Montaj - 8 gal of gas @ \$2.25 per gallon = \$18



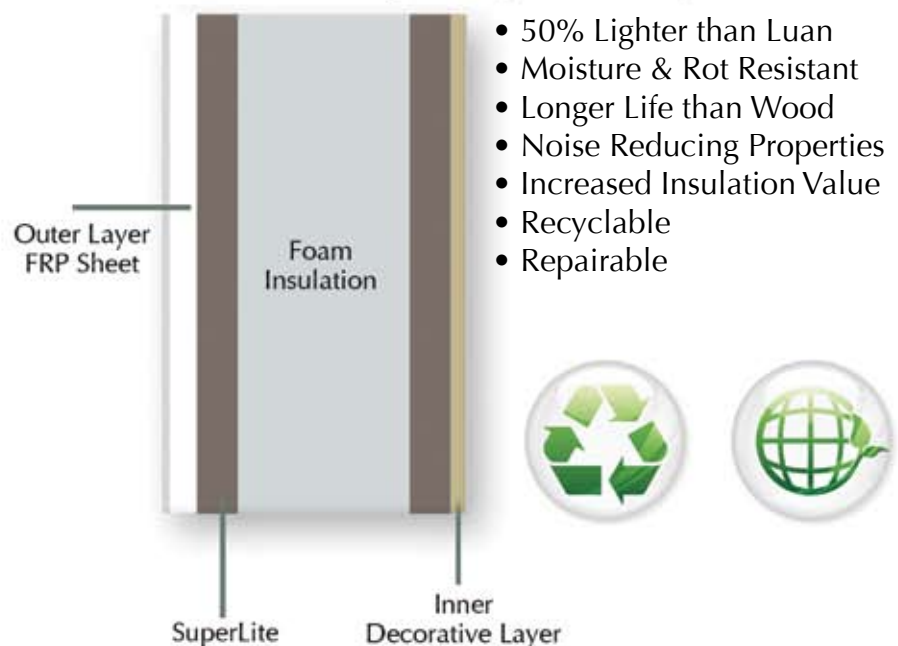
Which means for every 100 hours used - you SAVE \$100 vs a diesel generator

If you travel 20,000 miles and use your generator for 3,000 hours in a Montaj, you will **SAVE \$7,663** versus a standard diesel motorhome. This savings does not include your purchase price which should be a substantial savings as well. The reality of the Montaj's efficiency can be calculated for the lifetime you own this magnificent motorhome. Here is the ultimate in a GREEN motorhome.

The Montaj has revolutionized the way American RV manufacturers will think. Not only is the Montaj the most fuel efficient and environmentally responsible, the materials used are lightweight, recyclable, and have reduced chemical make-up.

The Montaj is constructed with lightweight thermoplast materials. In fact, the weight savings not only gives you more cargo carrying capacity, it enhances the integrity of your motorhome.

Constructed of Lightweight Thermoplast Material



Montaj Cradle of Strength

Super Strength Truss System is unmatched in the RV industry. The structural subfloor foundation begins by welding a network of integrated steel trusses to the chassis rail. Specifically designed to distribute and transfer the tremendous forces from the coach to the chassis rail, these trusses are individually tested to withstand 6,000 pounds each.

An all steel overhead structure installed above the cockpit brings strength and rigidity to the upper portion of the coach providing a safe/strong platform to install a TV that will not break free in an impact while maximizing overhead storage.



Standards & Options

STANDARDS

CHASSIS

- Ford 14,050 GVWR V8 5.4L Engine

EXTERIOR/STRUCTURAL

- Laminated Fiberglass Roof
- G3 Seamless Fiberglass Exterior Walls
- Aluminum Skin Trunk Doors w/ Slam Latches
- Premolded Front & Rear Fiberglass Caps
- Thermopanel Windows

DÉCOR

- Linoleum in Kitchen, Bath, Hall & Entry
- Laminated Counter Tops
- Flex Tile Back Splash
- European Style Cabinetry
- Privacy Curtain
- Brushed Nickel Hardware

HEATING & COOLING

- Dash AC
- 13,500 BTU Ducted Roof AC
- 35,000 BTU Ducted Furnace

MISCELLANEOUS

- Carpeted Engine Cover
- Wheel Covers
- Dead Bolt Lock Entry Door
- Entry Door Assist Bar
- 3,500 Lb Trailer Hitch
- Exterior Side View Mirrors
- Slide Out Topper(s)
- Auto Electric Step
- Heated Holding Tanks
- Soft Touch Ceiling
- Awning

POWER

- (2) Auxiliary Batteries
- Battery Disconnect
- 4.0 Generac Generator w/ 30 AMP
- Service, Auto Transfer Switch & 80 AMP Converter

ELECTRICAL

- Cable TV Hook Up
- DVD Ready
- Emergency Start Switch in Dash
- Map Lights
- Porch Light
- AM/FM Stereo w/ CD & Speakers
- Antenna w/ AMP, Booster & (2) Jacks
- DSS Prep (Tripod)
- Fluorescent Lighting

FURNISHINGS

- 60 x 74 Bed w/ Deluxe Innerspring Mattress
- Luxury Horseshoe Dinette
- Air Mattress
- Pilot Seat
- Co-Pilot Seat
- 3-Point Seat Belts
- Luxury Retractable Residential Loft

BATH

- Shower w/ Glass Door & Surround
- Power Vent in Commode
- Skydome in Bath

APPLIANCES

- SM Double Door 2-Way Refer

- Monitor Panel
- 30" OTR Convection Microwave
- 3-Burner Top
- 6 Gal DSI Water Heater
- 48# LP Gas Bottle
- LP Gas Leak Detector
- Carbon Monoxide Detector
- Raised Refer Panels

OPTIONS

CHASSIS

- Ford 14,050 GVWR V10

POWER

- 4.0 Onan Generator

ELECTRICAL

- 19" LCD Color TV in Bedroom
- Back Up Camera
- DVD Player
- 26" LCD Color TV on Feature Wall

MISCELLANEOUS

- Heated & Remote Exterior Mirrors
- Simulator – Wheel Liners
- Full Auto Jacks
- Full Body Paint

FURNISHINGS

- Power Pilot Seat

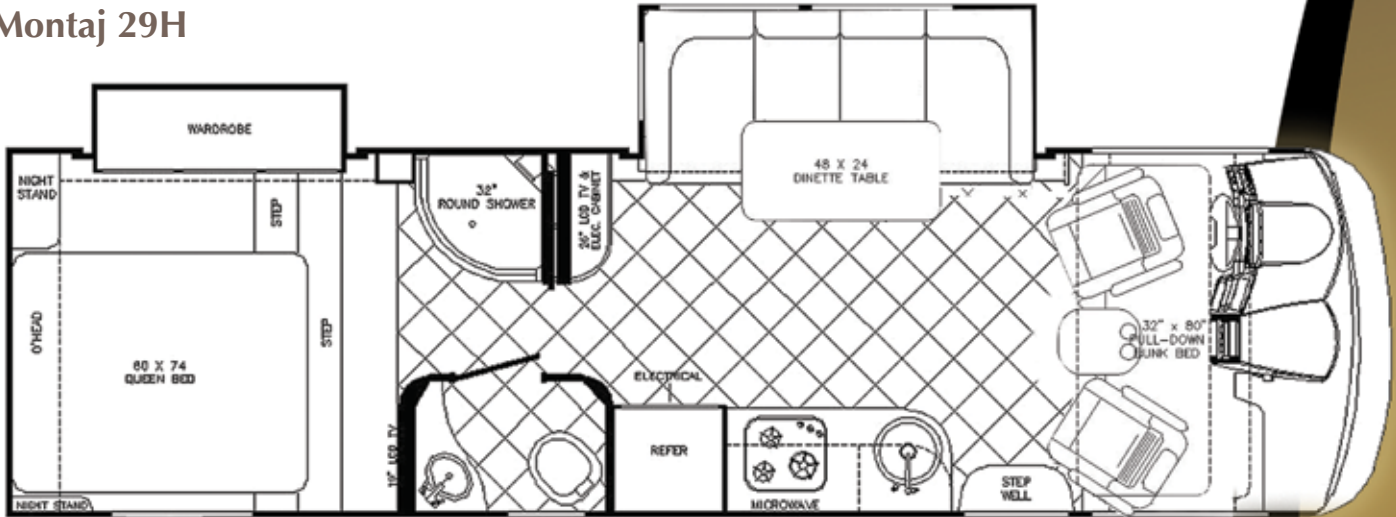
APPLIANCES

- Lrg 2-Way Double Door Refer

Floorplans & Specs

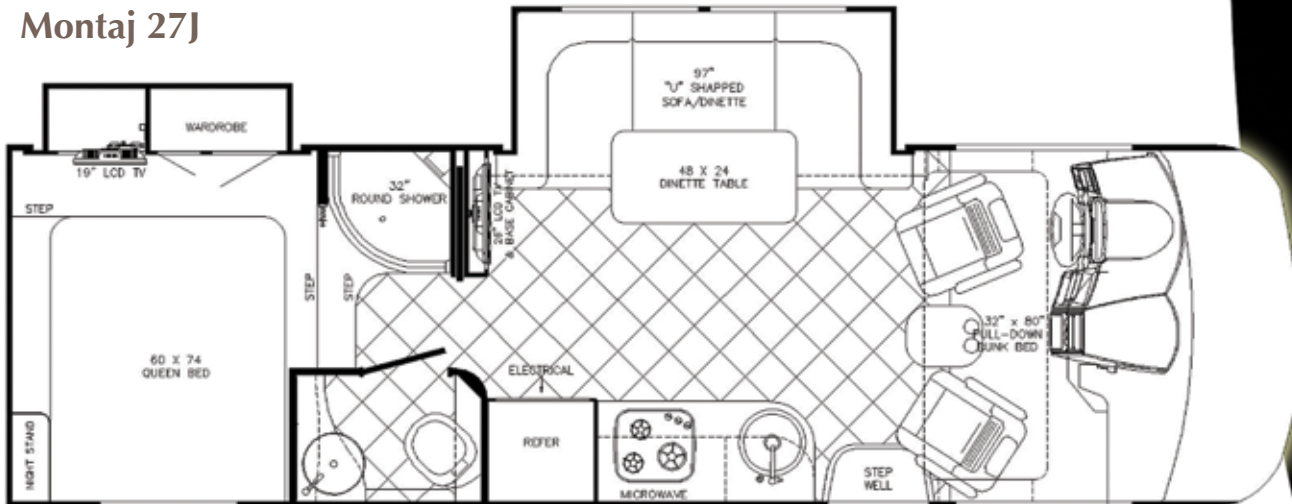
The Montaj offers two distinct designs that maximize space. Unique angles and layouts assure you the best of the best while keeping the overall profile sleek and maneuverable.

Montaj 29H



Length	30'10"	Fresh Water	47 gal.	Chassis	Ford
Height W/AC	10' 4"	Grey/Black Water	60 gal.	Engine	V8
Width	96"	Water Heater	6 gal.	Fuel	40 gal.
Interior Height	77"	LP Gas Tank	48 lbs.	Wheel Base	196"
Interior Width	91"	Furnace BTU's	35,000	GVWR	14,050

Montaj 27J



Length	28'10"	Fresh Water	47 gal.	Chassis	Ford
Height W/AC	10' 4"	Grey/Black Water	60 gal.	Engine	V8
Width	96"	Water Heater	6 gal.	Fuel	40 gal.
Interior Height	77"	LP Gas Tank	48 lbs.	Wheel Base	196"
Interior Width	91"	Furnace BTU's	35,000	GVWR	14,050



Thank you for taking the time to review the European inspired class A **Montaj**.

For more than twenty-six years **Gulf Stream** has helped families enjoy the RV lifestyle while keeping everyone safe. Beginning with our cradle of strength construction and continuing with our national service network, including 24 hour roadside assistance, Gulf Stream is by your side.

You will enjoy the great many amenities in the European inspired **Montaj** - the evolution of the American RV industry.

Take a moment and review the great floor plans available in the **Montaj**!

Gulf Stream Coach is a privately owned company with over 26 years of RV manufacturing experience.

RV dealers and consumers look to Gulf Stream for high-value products offering quality construction, innovative features, contemporary design, unmatched service, and continual support.

Gulf Stream offers the largest product line in the industry. From entry level travel trailers to luxury motorhomes - all use the most advanced manufacturing techniques.

*Your Quality Time Comes
From Our Quality Planning*

Learn More About Our Wide Range of Products
at **www.GulfStreamRV.com**

Post Office Box 1005



Nappanee, IN 46550

• Your Gulf Stream Coach Dealer •

The Benefits of Gulf Stream



Coach-Net
RV Technical & Roadside Assistance

At Gulf Stream we know there is nothing basic about your RV, so why settle for basic roadside assistance? Therefore, we offer you....

One Year of FREE Coach-Net Roadside Assistance

Because the complexity of keeping your RV on the road and working properly is an ever-growing challenge. Gulf Stream is building RVs that have many of the latest amenities that we enjoy at home and we understand that for you to keep up with the latest technical advances being made every year at Gulf Stream can be difficult.



The Gulf Streamers RV Club is a valuable benefit to

all Gulf Stream owners. Members enjoy staying active and participating in the various rallies and caravans offered throughout the United States and Canada. The Main Stream is the club magazine with up-to-date product information, service tips and company highlights. Members benefit from the Emergency Road Service and Gulf Streamers Insurance options. Both are available at competitive rates with friendly, reliable service. In addition, members save 10% at campgrounds throughout the U.S. and Canada plus receive discounts at national theme parks and special attractions. Members are provided with RV and travel guides, directories and magazines.

Gulf Streamers spend quality time touring attractions, enjoy fabulous meals, take in area highlights and shows - all to make the most out of their RV experience.

Go to www.GulfStreamRV.com and click RV Club for more information.

For more information and available options, contact your local Gulf Stream Dealer, www.GulfStreamRV.com, or Gulf Stream Coach, Inc. Gulf Stream: Reserves the right to make changes in prices, colors, materials, components, and specifications and to discontinue models at any time without notice or obligation. Assumes no responsibility for any error in type or print reproduction of specifications or floor plans in this brochure. Photos may show equipment or items that are optional and are not included in the price of the coach. Test drive and review a current model at your nearest dealer. ©2010 Gulf Stream Coach, Inc. Nappanee, Indiana U.S.A.