

# WOLF PACK

by Forest River

by Forest River

WOLF PACK



**21DFWP in Gunmetal Blue**

All DFWP Wolf Packs are Wide Body 102" for a spacious interior and extra room for all the TOYS you may want to bring along. Notice the rear KING BED and front bunks for any sleeping arrangement.



*The 21DFWP pictured above has a spacious dinette that allows 4 adults to sit comfortably.*

*(Below) This unit is totally separated from toys. The 21DFWP is popular with ATV'ers, moms, hunters, and many other enthusiasts.*



Another innovative feature from Wolf Pack is that we have NO WHEEL WELL INTRUSIONS even on our DFWP models. No other lite weight toy hauler can claim that.



Look at how we've utilized the front bedroom space in the 27DFWP as shown above, we have maximum storage and thoughtful consideration of space in all our floorplans for maximum fun.

### **27DFWP in Ostrich**

Whether you're hauling Motorcycles, ATVs, golf cart or, Rhino, we have you covered even in our 1/2 ton models.

Our spacious and clean looking interiors allow for a variety of types of entertainment after you arrive at your destination.



**396WP in Geo Bark**

*Wolf Pack Fifth Wheels are the ultimate toy haulers at a great price point loaded with TONS of industry firsts. Observe the HUGE sitting space displayed in the 396WP.*



*Coming home to this spacious open floorplan after a long fun day on your favorite toy will be relaxing and accommodating for the entire family. Movie time on the HUGE flat screen with plenty of lounging space is an enjoyable experience for everyone. Note the dual refrigerators so you can bring plenty of eats and drinks along and not have to go shopping.*





*Bringing friends along? They have their own private bedroom in the back, while you enjoy the large spacious front bedroom. Most Fifth wheels will accommodate 10-12 people easily. WOW.*

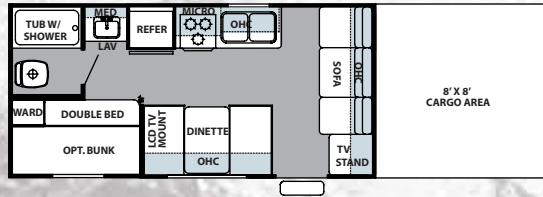


*The Wolf Pack Fifth wheels all feature a rear cargo room that can be converted to an outdoor dining room or a second bedroom. Notice the dual power bed that comes complete with a rhino kit so that you can get nearly anything in the garage and easily convert to a walk thru dining room or bedroom.*

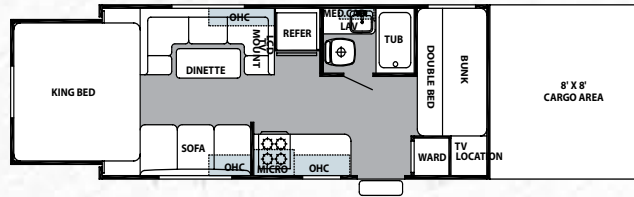


# WOLF PACK FLOORPLANS

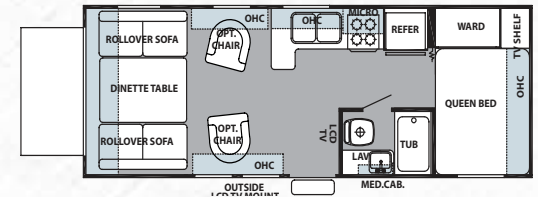
**18DFWP**



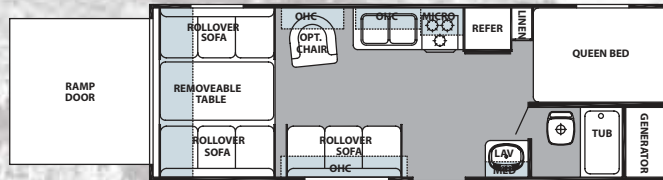
**21DFWP**



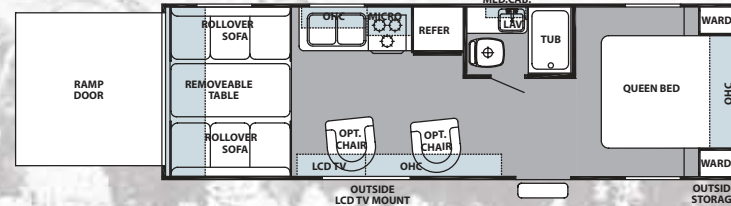
**23DFWP**



**25DFWP**



**27DFWP**



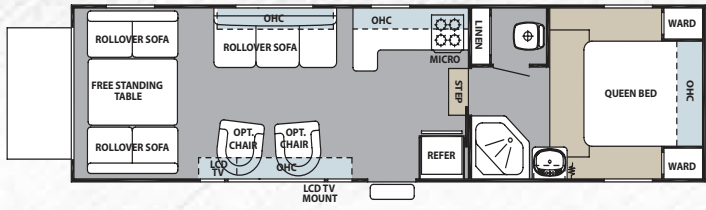
## TRAVEL TRAILERS

	T18DFWP	T21DFWP	T23DFWP	T25DFWP	T27DFWP
Dry Hitch Weight	TBA	TBA	TBA	TBA	1085 lbs
Unloaded Vehicle Weight	TBA	TBA	TBA	TBA	6211 lbs
Axle Weight	TBA	TBA	TBA	TBA	5126 lbs
Ship Weight	TBA	TBA	TBA	TBA	6211 lbs
GVWR w/Brakes	TBA	TBA	TBA	TBA	8085 lbs
Cargo Carrying Capacity	TBA	TBA	TBA	TBA	1874 lbs
Exterior Length	TBA	TBA	TBA	TBA	31'
Exterior Height w/ AC	10'-9"	10'-9"	11'-7"	11'-7"	11'-7"
Exterior Width	102"	102"	102"	102"	102"
Bedroom Interior Height	76"	N/A	76"	76"	76"
Furnace BTU	30,000	30,000	30,000	30,000	30,000
Grey Capacity	41gal	41gal	41gal	41gal	41gal
Black Capacity	31gal	41gal	41gal	31gal	31gal
Fresh Capacity	50gal	50gal	110gal	110gal	110gal
Sofa Size	68"	68"	68"	68"	68"
Awning Size	15'	15'	15'	15'	15'
Cargo Area Size-Off DS	99"	99"	125"	116"	68"
Cargo Area Size-DS	99"	99"	160"	198"	269"
Storage Height	Unlimited	Unlimited	93"	93"	93"

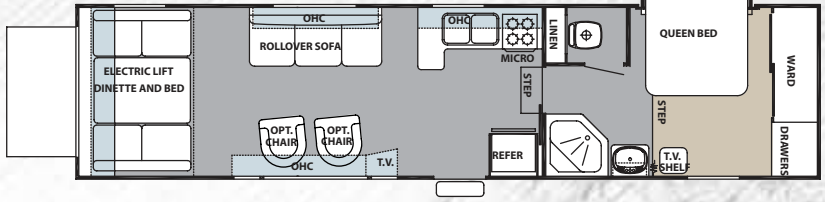
## FIFTH WHEELS

	F295WP	F326WP	F306WP	F346WP	F376WP	F396WP
Dry Hitch Weight	1297 lbs	2643 lbs	2218 lbs	1987 lbs	2276 lbs	2664 lbs
Unloaded Vehicle Weight	8150 lbs	10596 lbs	11166 lbs	11005 lbs	12563 lbs	12630 lbs
Axle Weight	6853 lbs	7424 lbs	8948 lbs	TBA	10287 lbs	9966 lbs
Ship Weight	8150 lbs	10596 lbs	11166 lbs	10946 lbs	12563 lbs	12630 lbs
GVWR w/Brakes	11457 lbs	17883 lbs	17458	17227 lbs	17516 lbs	17904 lbs
Cargo Carrying Capacity	3307 lbs	7287 lbs	6292 lbs	6222 lbs	4953 lbs	5274 lbs
Exterior Length	33'-2"	35'-2"	35'-11"	39'-6"	40'-10"	40'-10"
Exterior Height w/ AC	12'-6"	12'-6"	13'-4"	13'-4"	13'-4"	13'-4"
Exterior Width	102"	102"	102"	102"	102"	102"
Bedroom Interior Height	76"	67"	76"	76"	76"	76"
Furnace BTU	30,000	30,000	30,000	30,000	30,000	30,000
Grey Capacity	41 Gal.	41 Gal.	41 Gal.	41 Gal.	41 Gal.	41 Gal.
Black Capacity	41 Gal.	41 Gal.	41 Gal.	41 Gal.	41 Gal.	41 Gal.
Fresh Capacity	110 Gal.	110 Gal.	110 Gal.	110 Gal.	110 Gal.	110 Gal.
Sofa Size	68"	68"	142"	68"	90"	142"
Awning Size	15'	15'	21" Power	21" Power	21" Power	21" Power
Cargo Area Size-Off DS	180"	192"	132"	213"	146"	146"
Cargo Area Size-DS	214"	225"	132"	240"	146"	146"
Rear Storage Height	93"	93"	75"	75"	75"	75"

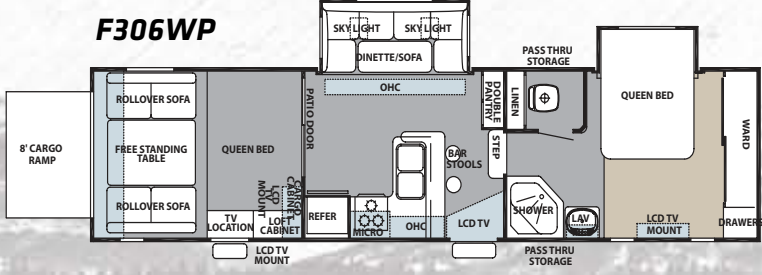
**F295WP**



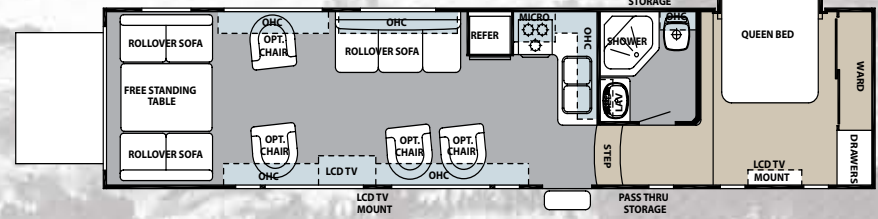
**326WP**



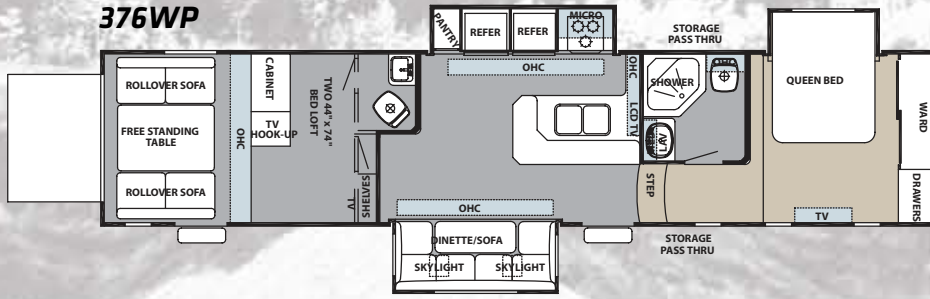
**F306WP**



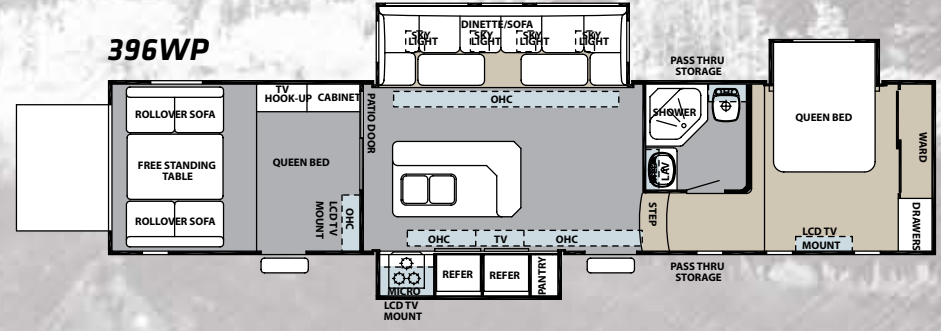
**346WP**



**376WP**



**396WP**




**Cabinetry Wall Panels**

**Counter top**



**Linoleum Floor**



**Gun Metal**



**Geo Bark**



**Ostrich**

# WOLF PACK STANDARDS + OPTIONS

## STANDARD FEATURES

- Industry Exclusive Extra Large Dinette
- 102" Wide body
- No Wheel Wells
- Aluminum Ramp Door
- 4 X 4 Wolf Pack Beaver Tail
- LCD Flat screen TV
- 2,500 Lbs Flush Floor Mounts
- Exterior Speakers
- Sprayer Hose (Opt. on DFWP)
- Fuel Timer with Emergency Cut-off
- Breakfast Bar (in Select Floorplans)
- 12 Volt Utility Plug
- Bunk Window Cargo Net
- 13.5 BTU High Efficiency A/C
- Awning
- Cable and Satellite Ready
- Wolf Pack Diamond Plate Generator Location
- Over 110 Gallon Fresh Water (N/A 18DFWP)
- Black Tank Flush
- 3 Burner Range
- Extra Large Ramp Door
- High Rise Kitchen Faucet
- Double Shelved Cabinets
- Exterior Ladder to Roof
- Extra Large Lippert Axles
- Stabilizer Jacks
- Turbo 6 Gallon Gas/Electric DSI Water Heater
- 3/8" Walk able Roof Decking
- Radius Truss Roof Rafters
- 5/8" Tongue and Groove Plywood Floor
- Powder Coated Frame
- Granite Look Laminated Countertops
- Extra Large Tinted Windows

- Exterior Sewer Hose Holder
- TV Antenna & Booster
- 30" Radius Entry Door
- Sealed Floor
- Water Heater Bypass
- Triple Step
- Flex Blinds
- Rain Gutters & Down Spouts
- LP Leak Detector
- Tub Surround (Opt. on DFWP)
- Upgraded Cabinet Handles
- Two Coat Hooks
- Decorative Clock
- Dual 30# LP Bottles (Opt. on DFWP)
- Residential Grade Cabinets
- AM/FM/CD/DVD Stereo System with iPod Hook Up
- 6 + 2 Surround Sound Stereo Speaker System
- Carbon Monoxide Detector


## AVAILABLE OPTIONS

- Gel Coat Sidewalls
- Gel Coat Cap and Side Walls
- Large Exterior Folding Assist Grab Handle
- Ceiling Fan 12 Volt
- Executive Recliner
- Raised 6 Panel Refer Insert
- Night Shades
- LCD Flat screen TV
- Sink Cover
- Range Cover
- Oven
- 10 Gallon Gas/Electric DSI Water Heater
- Heated Holding Tanks
- Power Awning

- 15k Air Conditioner
- Screen Wall
- Generator
- Hide a Rear Screen Wall
- Rear Ladder
- Safety Glass Tinted Windows
- Diamond Plate Black Rubber Flooring
- DFWP Power Bed

## SOUTHWEST PACKAGE

- Spare Tire and Carrier
- Scare Light (Rear)
- Gas Pump Fuel Station w/ Generator Direct
- Sky Light Over Tub
- Removable Rear Room Edged Carpet



## PEACE OF MIND.

Forest River has yet another exclusive feature to offer: **One year of free roadside assistance will be given to every 2010 Wolf Pack customer. This is just one more way to say "Thank you" and to ensure an enjoyable traveling experience.**

FOREST RIVER ENCOURAGES YOU TO

# BUY LOCALLY

FROM YOUR HOMETOWN DEALERSHIP.

Forest River, Inc. strongly encourages our retail customers to purchase from their local dealership whenever possible due to the following factors:

Our Dealers are as a rule, independently owned and operated businesses. Outside of those customers they personally sold products to, they are not contractually obligated to perform warranty service on Forest River products that were purchased elsewhere. There may be an occasion that you would be required to return to the point of purchase to satisfy warranty requirements.

Although many dealerships will eventually service products not purchased at their place of business, they will usually take care of their customers and other Forest River customers who are traveling away from their local dealer as they would their own.

Local purchases allow a customer to establish a relationship with a dealer close to home. This relationship provides the customer with a convenient location for service and support from a "home town" professional.

The opportunity for a thorough PDI (Pre Delivery Inspection) and product orientation is an additional benefit of buying from your local dealer. Further providing the opportunity for refresher courses or the ability to get questions answered much more conveniently.

For our Canadian customers, there are also requirements which must be met to bring an RV purchased out of the country to their home. Although not insurmountable, these requirements may involve such things as additional inspections and certifications, taxes and fees. Your local Canadian Dealer is a professional at meeting these requirements.

Forest River's goal is for all RV Owners to fully enjoy their RV experience. In light of this goal, and considering the advantages of buying local, we encourage you to be thorough when determining what product to purchase and which dealer to purchase it from as both are key to your ultimate satisfaction and the realization of your dreams.

YOUR WOLF PACK DEALER



Forest River, Inc. 402 Lehman Avenue, Topeka, IN 46571  
Sales Department: 260.593.2539  
Service Department: 260.593.2428  
www.forestriverinc.com www.forestriveraccessories.com

All illustrations and specifications contained in this literature are based on the latest product information at time of publication. Forest River reserves the right to make changes in prices, colors, materials, equipment and specifications at anytime without notice and assumes no responsibility for any error in this literature. All units are shipped F.O.B. Goshen, Indiana. CONSULT YOUR LOCAL DEALER FOR WARRANTY INFORMATION. LITHO: U.S.A. FOR 0741