



YOUR ULTRA-LITE WEIGHT ADVENTURE STARTS HERE!

KODIAK

STANDARD AND OPTIONAL FEATURES

Standard Features

FUEL SAVER FRONT PROFILE

- Aerodynamic Front Profile Designed For Maximum Aerodynamics
- Streamlined Profile Reduces Air Turbulence For a More Stable Ride
- Improves Fuel Efficiency

ALUMA GUARD CONSTRUCTION

- 6 Sided Welded Aluminum Cage Construction
- 5 Way Lamination - Roof, Floor, Sidewalls And Rear Wall
- Fully Laminated, Aluminum Framed Roof
- 5" Laminated Crowned Roof With Ducted A/C (8' Wide TT's)
- 2" Thick Aluminum Framed Laminated Roof (7' Wide TT and Expandable)
- Gel Coated Filon Fiberglass Exterior

ARMOR GUARD PROTECTION PACKAGE

- Enclosed Underbelly Protects Bottom Of Trailer From Road Debris And Damage
- Enhances Aerodynamics Of Trailer
- Available On 8' Wide TT's Only

EZ LUBE CUSTOM STANCE SUSPENSION

- Heavy Duty Axles
- 4 Wheel Electric Drum Brakes
- Easy Lube Hubs on Axles

ALUMINUM FRAMED FURNITURE

- Welded Aluminum Framed Construction - Dinette, Bed Bases, Bunk Beds and Sofa Base
- Stronger And Lighter Than Wood Construction

ACU-WEIGHT CERTIFICATION

- Real Weights - All Units Weighed Before Leaving The Factory
- Weights Include Options - See Decal In Unit For Exact Weight Of Your Unit

Exterior Construction

SLIDE OUT COOK TOP

- Slide Out 2 Burner Outdoor Stove
- LP Quick Connect
- Available On 8' Wide TT's

Frame

- Lightweight I-Beam Frame With E-Coat Finish
- 4" Square Rear Bumper With Sewer Hose Storage - Bike Rack Ready
- Dual Battery Tray
- 2 5/16" Coupler
- Hitch Light
- Break-Away Trailer Switch
- Heavy Duty Safety Chains
- Four Corner Stabilizer Jacks
- 12V Electric Slide-Out Motor With Override
- Nitrogen Filled 14" Radial Tires
- Spare Tire With Cover
- Two 20 Lb. Lp Bottles With ABS Cover
- Folding Entry Step

Roof

- Fully Laminated, Aluminum Framed Roof
- EPDM One-Piece Seamless Rubber Roof
- Rain Gutter With Extended Corner Downspouts

VIEW MASTER WINDOWS

- Large Picture Windows at Dinette
- Tined, Radius Corner, Clamp Ring Safety Glass Windows

Walls

- Large Awning
- Diamond Plate Rock Guard
- Molded Fender Skirts (8' Wide TT's and Expandables)
- Pac-N-Play Exterior Storage (See Floorplans)
- Exterior Wash Station With Quick Connect Hose
- Deluxe Folding Entry-Assist Handle At Door (8' Wide TT's)
- 120V Exterior Outlet
- Heavy Duty Flush Mounted, Radius Corner, Key Locking Baggage Doors
- Radius Corner Entry Door
- Flush Combo Entry Latch/Dead Bolt Lock
- Exterior Security Light

Interior Features

STORE MORE CABINETRY

- New Cabinet Design - More Storage Space - Full Access Cabinets, Larger Drawers
- Cherry Hardwood Doors And Drawer Fronts Throughout
- Large Galley Storage Pantry (See Floorplans for Availability)
- Large Pots And Pan Storage Solid Wood Drawers With Metal Residential Drawer Glides

MEDIA CENTER PREMIUM ENTERTAINMENT SYSTEM

- 19" Flat Screen HD LCD TV (8' Wide TT's)
- TV Prep - 7' Wide TT's and Expandable
- 12V AM/FM/CD/DVD Stereo With MP3 Input
- Interior And Exterior Speakers
- Digital TV Antenna With Booster
- Wired for Cable/Satellite
- Bedroom TV Prep for Flat Panel TV's

Other Interior Features

- Residential Furniture Design With High Grade Fabrics
- 74" X 54" Oversized U-Shaped Dinette - See Floorplans
- Residential Tile-Like Linoleum
- Fabric Night Shades in Living Area (8' Wide TT's)
- Designer Window Treatments
- Designer Wall Border
- 60/40 Sink With Hi-Rise Galley Faucet
- Sink Cover
- Systems Monitor Panel
- 12V Demand Water Pump Switch
- Slide Room Switch
- Interior And Exterior Light Switch
- Fire Extinguisher
- LP/Carbon Monoxide/Smoke Detectors

Bathroom Features

- Fiberlink Bathtub Or Shower (See Floorplans)
- Tub/Shower Surround
- Skylight Over Tub/Shower
- Shower Curtain
- Glass Shower Door With Neo-Angle Shower (8' Wide TT's Only - See Floorplans)
- Foot Flush Toilet
- Wood Medicine Cabinet With Mirror
- Power Roof Vent
- Toilet Tissue Holder
- Towel Hooks

Bedroom Features

- New Tent Design With Self-Supporting Bunk Ends - 1,200 Pound Capacity
- 5" Thick Futon Mattress - Expandables
- Key-Locking "Easy Latch" Tent Doors
- 60" X 80" Beds In Tents
- Bunk End Lights With Fan - Expandables
- Innerspring Mattress (7' & 8' Wide TT's)

- Below Bed Storage With Gas Struts (See Floorplans)
- Designer Bedroom Package With Bedspread, Headboard And Window Treatments
- Roof Vent in Bedroom

Appliances, Electrical, Plumbing & Lighting

- Double Door 6 Cu. Foot Gas/Electric Refrigerator (8' Wide TT's and Expandables)
- Single Door Gas/Electric Refrigerator (7' Wide TT's)
- Black Panel Refrigerator Front
- Microwave With Carousel
- 3 Burner Range With 17" Oven (8' Wide TT's and Expandables)
- 2 Burner Cook Top (7' Wide TT's)
- Range Cover
- Range Hood With 12V Light And Exhaust Fan
- 13.5K Air Conditioner With Quick Cool Vent
- In-Roof Ducting For A/C (8' Wide TT's)
- Insulated And Foil Wrapped AC Ducting (8' Wide TT's)
- Detachable 30 AMP Power Cord
- 6 Gallon Gas/Electric Water Heater With DSI
- Water Bypass Kit
- Hot And Cold Water Low Point Drains
- 46 Gallon Fresh Water Tanks (8' Wide TT's and Expandables)
- Solid State Converter With Built-In Battery Charger

Some features listed above may be part of a value package - Contact your local dealer for the details

www.kodiak-rv.com

Dutchmen Manufacturing, Inc. • 2164 Caragana Court • Goshen, Indiana 46526

Sales: 574.534.1224 Fax: 574.975.0626

Your Local Dealer

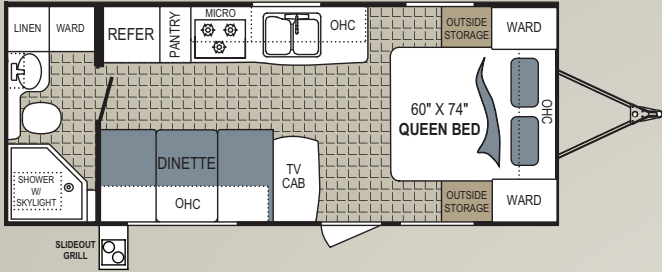
KODIAK

YOUR ULTRA-LITE WEIGHT ADVENTURE STARTS HERE!

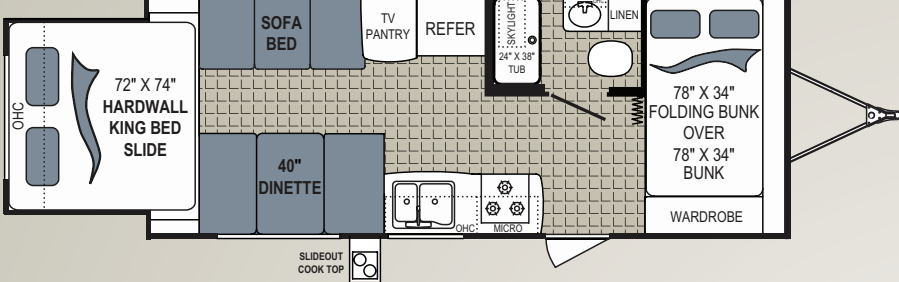


Eight Wide Ultra-Lite Trailers

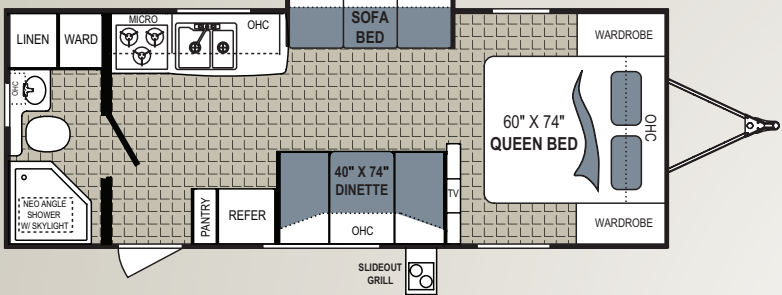
20FL



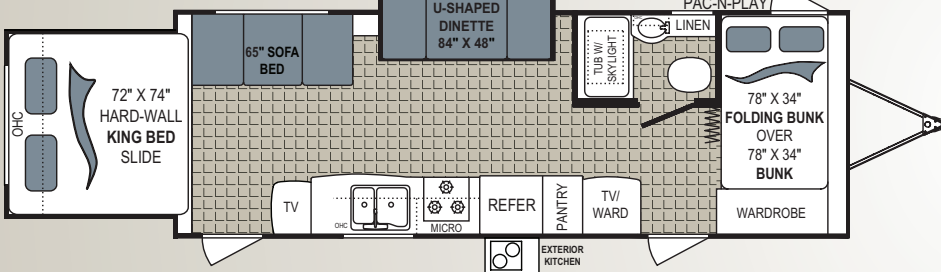
22KS



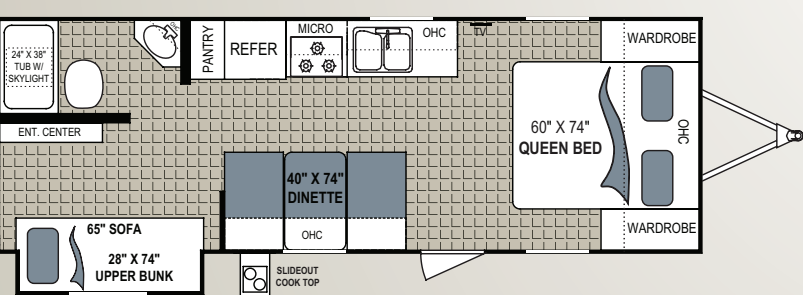
24RB-SL



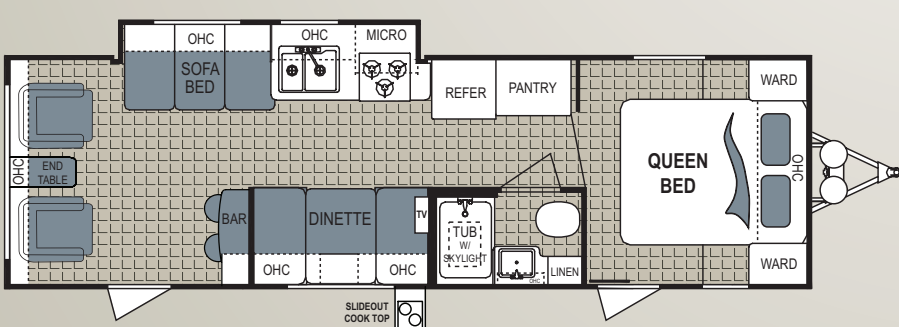
24KS-SL



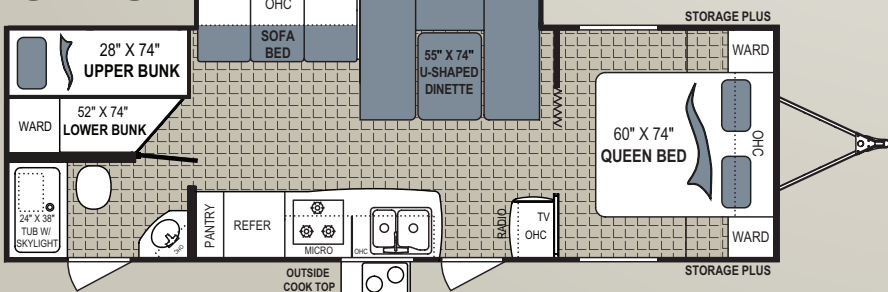
25BH-SL



28RL-GS

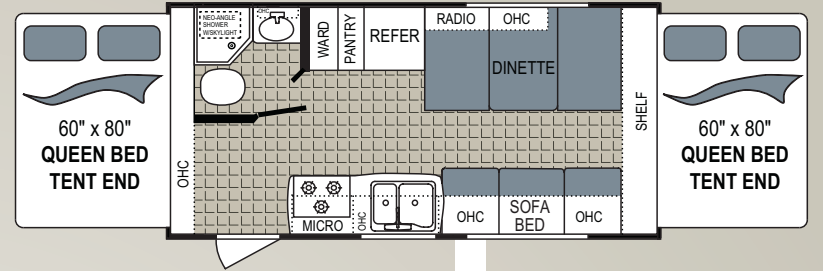


28BH-SL

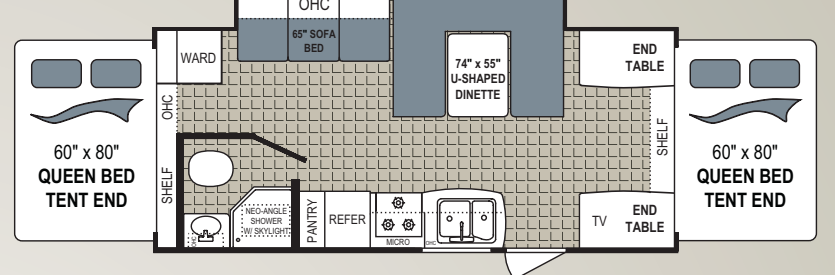


Expandable Ultra-Lite Trailers

184

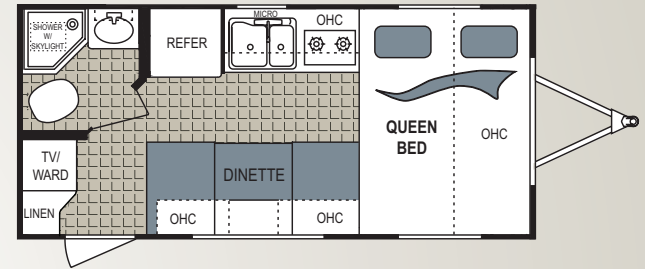


214

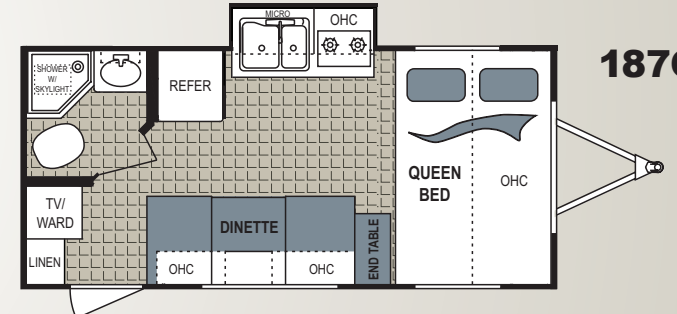


Seven Wide Ultra-Lite Trailers

187QB



187QB-SL



FEATURES - ALL MODELS
 "FUEL SAVER" Aerodynamic Profile
 "ALUMA GUARD" Construction
 "ALUMINUM FRAMED FURNITURE"
 "STORE MORE" Cabinetry
 "VIEW MASTER" Windows
 "ACU-WEIGHT" Certification

FEATURES - 8' WIDE TT'S & EXPANDABLES
 "EZ LUBE" Axles
 "ARMOR GUARD" Protection Package
 "MEDIA CENTER" Entertainment Package
 "SLIDE OUT COOK TOP" Cook Center

WEIGHTS & SPECIFICATIONS

	Unloaded Weight	Hitch Weight	Net Cargo Capacity	Exterior Length	Exterior Height	Exterior Width	Fresh Water	Grey Water	Black Water	Furnace Size
184	3578	320	1482	20' 8"	9' 10"	8'	46	39	22	19,000
214	4092	498	1408	23' 11"	9' 10"	8'	46	39	22	19,000
20FL	3854	330	1516	24' 2"	10' 2"	8'	46	39	28	19,000
22KS	4294	474	1106	24' 9"	10' 0"	8'	46	39	22	19,000
24KS-SL	5214	736	1386	29' 1"	10' 5"	8'	46	39	22	30,000
24RB-SL	4412	396	1588	27' 2"	10' 0"	8'	46	39	28	19,000
25BH-SL						8'	46	39	28	30,000
28BH-SL	4782	494	1618	31' 0"	10' 1"	8'	46	39	28	30,000
28RL-GS	4958	686	1642	31' 4"	10' 0"	8'	46	39	22	30,000
187QB	3018	280	1682	19' 2"	9' 10"	7'	38	39	22	16,000
187QB-SL				20' 5"	9' 10"	7'	38	39	22	16,000