

EDGE
BY HEARTLAND

RE-DEFINING THE LIGHTWEIGHT





LIGHTWEIGHT RE-DEFINED

Traditionally to make a travel trailer lightweight you sacrificed style, storage, comfort and practicality. EDGE breaks the mold and Re-defines the lightweight category with hi-style European inspired design, tons of storage and livable space, large seating and sleeping accommodations and a long list of featured components to make your vacation comfortable, relaxing and enjoyable. Why settle for a lightweight box on wheels when you can enjoy the leading EDGE in ultra lightweight RVing.

EDGE

BY HEARTLAND

ARCHED CURVILINEAR CEILINGS

Form and function are harmoniously blended in this Out-of-the-Box roof design. You'll enjoy the open, spacious feeling that you get inside the EDGE made possible by the side-to-side and front-to-back arched ceiling that measures seven foot tall in the middle. Outside the curvilinear design enhances aerodynamic performance, sheds water and debris and has looks that really set the EDGE apart from traditional lightweights.



FULL SEVEN (7) FOOT - 84"



THREE WAY REFRIGERATOR

12V DC, 110V AC and LP operation keeps your food cool even when you can't plug in. The Freezer divider is removable for accommodating larger items.



STOVE TOP

The EDGE kitchen features a built in two burner stove top with a glass cover to protect behind the stove from heat and mess and double as counter space when closed.



ULTRA KITCHEN

The integrated kitchen in the EDGE offers functional workspace with all the conveniences of your kitchen at home.

STORAGE

You can never have too much storage and the EDGE delivers best-in-class storage areas for supplies, clothing and all those souvenirs you pick up along the way on your travels.






LED LIGHTING

EDGE stands out in traffic with these ultra bright LED tail lights and marker lights.



SUPER SIZE BASEMENT STORAGE

EDGE is outfitted with the largest basement storage in its class. Plenty of room for the grill, lawn chairs, sporting gear and more.



UNIQUE EXTERIOR STYLE & FUNCTION

EDGE sports a brushed metallic bumper that flips down to reveal storage for the sewer hose. Molded fender skirts carry the euro inspired rounded styling while protecting the sidewalls from road debris. Aerodynamic LP bottle cover completes the sleek and sophisticated exterior design.



TONGUE JACK AND REAR STABILIZERS

Rear stabilizer jacks and tongue jack with collapsible crank make it easy to level and stabilize the EDGE

EDGE

BY HEARTLAND




DETACHABLE
30 AMP shore cable supplies all the power you need and detaches for easy storage.



OUTSIDE SHOWER
Rinse off muddy feet, pets, even kids with the hot/cold outside shower. Keep the dirt outside.

EURO THERMAL PANE
The ultimate window system.

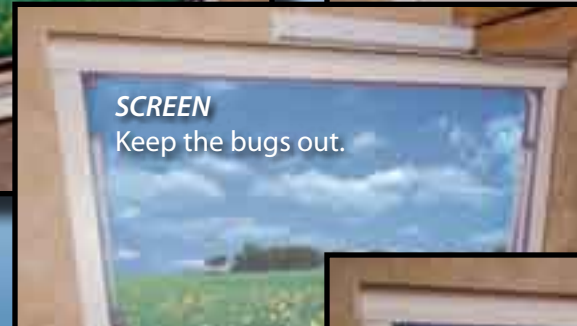
- Dual pane for comfort
- Three latches for a tight seal
- Combination screen & shade
- Top hinge awning style allows you to open the windows in light rain.



OPEN
Let the light in.



NIGHT SHADE
Privacy and dark.



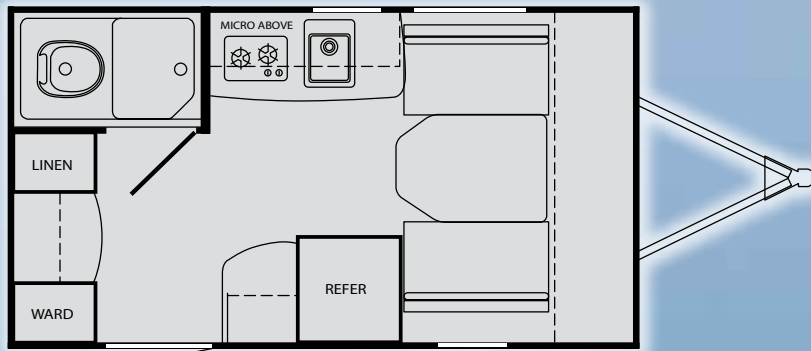
SCREEN
Keep the bugs out.



HALF & HALF
Keep the bugs out and Cut down the Light



ULTRA STRONG - ULTRA LIGHT STEEL FRAME
Engineered specifically for EDGE this stamped steel frame provides a long lasting, lightweight, stable foundation. Powder coating protects the frame from the elements and road grime. Triangular holes are stamped out of the I beams to reduce weight and raise the strength to weight ratio in turn increasing the overall cargo carrying capacity.

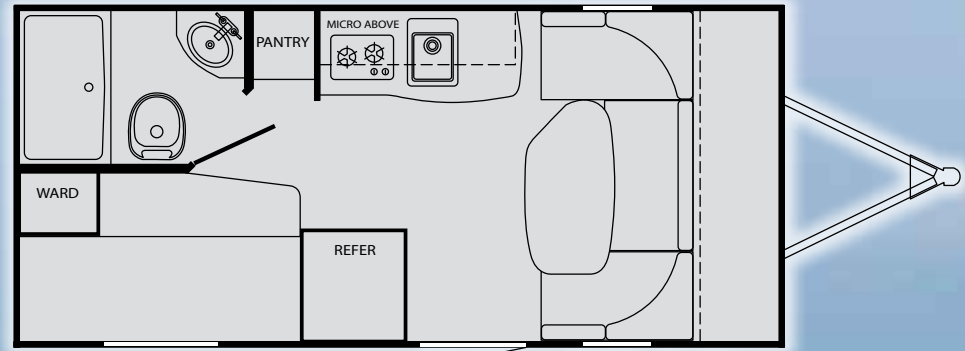


M13

GVWR: TBD
Dry: TBD
Hitch: TBD

Length: 15'-9"
Height: 9'-10"

Fresh: 36 gal.
Gray: 32 gal.
Black: 32 gal.

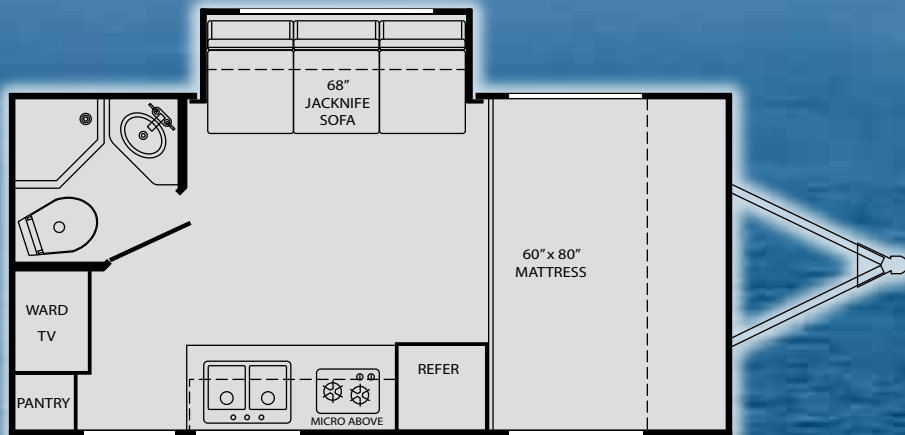


M19

GVWR: TBD
Dry: TBD
Hitch: TBD

Length: 21'-6"
Height: 9'-10"

Fresh: 36 gal.
Gray: 32 gal.
Black: 32 gal.

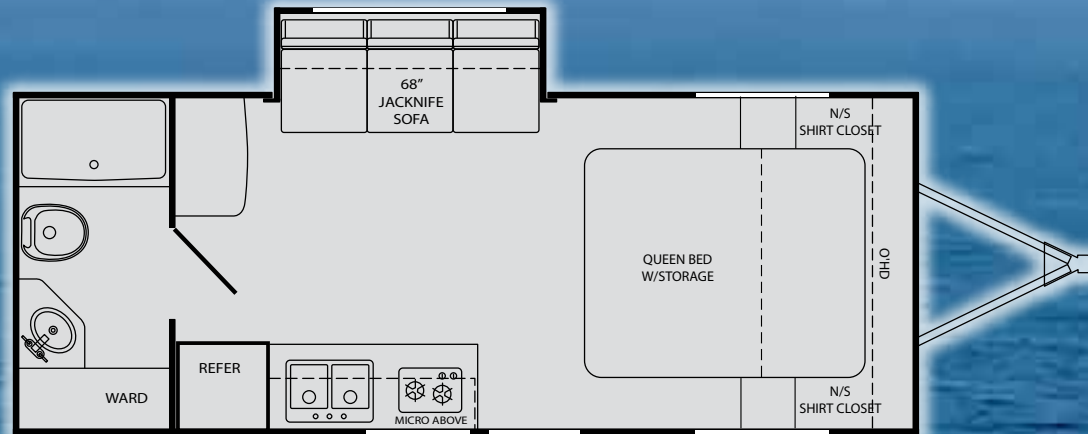


M18

GVWR: 3,900 lb.
Dry: 2,795 lb.
Hitch: 210 lb.

Length: 19'-10"
Height: 9'-10"

Fresh: 36 gal.
Gray: 32 gal.
Black: 32 gal.



M21

GVWR: TBD
Dry: TBD
Hitch: TBD

Length: 23'-6"
Height: 9'-10"

Fresh: 36 gal.
Gray: 32 gal.
Black: 32 gal.

I ONLY WEIGH 2,795 lb

HIGHER STANDARDS

EDGE

BY HEARTLAND

STANDARD FEATURES



FULL BODY PAINT OPTION

INTERIOR

- Smoke Detector
- LP Detector
- Fire Extinguisher
- 7.5 ft. Wide-Body Design
- 7 Foot Interior Height
- Monitor Panel in Bathroom
- Cable TV Prep
- Dual Ducted 13.5 A/C
- 12V, AM/FM CD/DVD MP3 Player
- TV Antenna w/Booster
- Euro Style Window Night Shade / Screen

KITCHEN

- Hi-Rise Kitchen Faucet
- 2 Burner Range with Glass Cover
- Microwave
- Residential Quality Linoleum Flooring
- Power Range Hood w/Light
- Three way 12V DC / 110V AC / LP Refrigerator with removable freezer section
- Radiused Kitchen Counter Tops
- One Piece Molded Counter Top

BATH AREA

- Shower Skylight
- Shower Pan with Surround
- Mirrored Medicine Cabinet
- Power Vent in Bathroom
- Foot Flush Toilet

BEDROOM

- 60" x 80" Queen Bed

FEATURES

- Domed Laminated Roof
- 16,000 BTU Furnace
- 6 Gallon DSI Gas Water Heater
- Fresh Water 36 Gal
- Gray/Black 32 Gal
- Electric Slide Out
- Texas Size Storage Door
- Dual 20 lb. LP Tanks

EXTERIOR

- Aerodynamic Fiberglass Front Cap
- LED Marker Light
- Thermal Pane Windows
- Detachable 30 Amp Power Cord
- Aerodynamic LP Bottle Cover
- Flip Down Sewer Hose Storage Bumper
- E-Z Lube Hubs
- 2 Rear Stab Jacks
- 14" Tires
- Outside Speakers
- Outside Shower
- Patio Awning
- Exterior 120V Outlet
- Entry Assist Handle
- One Piece TPO Roofing Material
- Painted Aluminum Rims

OPTIONS

- 15" LCD TV w/Built-In DVD Player
- Spare Tire
- Toy Lok
- Full Body Exterior Paint

MOLDED

REAR CAP TRIM

Aerodynamic styling is carried to the back of the EDGE with this three part rear spoiler sidewall endcaps and brushed metallic bumper.



Product information is as accurate as possible as of the date of publication of this brochure. Due to Heartland's commitment to continuous product improvement - floorplans, materials, components, features, specifications, options, etc. are subject to change without notice or obligation to Heartland Recreational Vehicles. EDGE specifications apply to coaches beginning with serial number _____.

Tow Vehicle Caution: Owners of Heartland recreational vehicles are solely responsible for the selection and proper use of tow vehicles. All customers should consult with a motor vehicle manufacturer or their dealer concerning the purchase and use of suitable tow vehicles for Heartland products. Heartland disclaims any liability or damages suffered as a result of the selection, operation, use or misuse of a tow vehicle. Heartland's limited warranty does not cover damage to the recreational vehicle or the tow vehicle as a result of the selection of the tow vehicle.

See your nearest Heartland dealer to review a current model.





Heartland Recreational Vehicles
1001 All-Pro Drive • Elkhart, IN 46514 • 574-262-5992

Community. Convenience. Close-to-home.

Where you purchase your recreational vehicle is ultimately your decision but Heartland urges you to consider buying at your local dealer. Dealers are part of your community, providing jobs and contributing to your local economy. These dealers are under obligation to provide warranty service for products they sell, but are not legally required to service products purchased from other dealers. At some point, you may need to return to the dealer you buy from - why not stay close to home? After all, home is where your Heartland is!

BENEFITS OF PURCHASING YOUR RV LOCALLY:

- You enjoy valuable relationship building with Dealer Representatives, close to your home, who will explain the features and benefits of the product.
- You receive a full product orientation prior to delivery, which includes hands-on directions for many of the coach's systems and functions. You are also introduced to the Dealership's Service/Parts/Warranty personnel who are at the ready to help you with any issues you may encounter, now and in the future.
- You enjoy customer PRIORITY. Dealerships generally service their purchasing customers first - others may experience long delays and miss opportunities to use their RV. What is it worth for you to have a dealership's full attention and motivation to satisfy you when you need service - in a timely manner?
- Valuable TAX dollars and jobs stay in YOUR community which pays for your roads, schools, police and fire departments.

DON'T UNDERESTIMATE CUSTOMER SERVICE AND PERSONAL CARE!

For Canadian Residents: If you purchase an RV out-of-country, there are additional fees, taxes and inspections that must be met before bringing your product home. Your local Canadian dealers are experts in these provisions.

Your Authorized Heartland Dealer:



www.HEARTLANDRVS.com

Experience:
 Product Walk-Through Videos
 Side By Side Comparisons
 Feature Videos • Photo Galleries
 Virtual 360° Tours
 Detailed Floor Plans
 News • Testimonials
 Customer Service
 Service Locator
 Owners Club • More
 at our Informative Web Site



VENDOR 800#

CALL DIRECT FOR DIRECT RESULTS!

TOLL FREE & WARRANTY PHONE NUMBERS:

In an effort to offer the best possible customer service, we are providing you with the warranty phone numbers of our most common vendor partners so you may work directly with them to more quickly handle service issues. Check the brand name on the product to determine the correct vendor.

LIPPERT	1.866.524.7821
DOMETIC	1.800.544.4881
NORCO	1.800.347.2232
SHUR-LOW	1.800.854.3218
THETFORD	1.800.543.1219
KIB	1.800.250.7051
TREDIT TIRE	1.800.537.2925
A.S.A.	1.800.688.3135
PROGRESSIVE	1.269.781.4241
CHENG	1.877.294.8997
ATWOOD	1.866.880.3116
SUBURBAN	1.423.775.7151
B & B	1.800.228.7926
B & B	1.874.259.7838

*Not all products are covered by all vendors. Please refer to the product literature for more information. If you prefer to work through Heartland's network of authorized dealers and need assistance in locating your nearest dealer, please call 1.800.544.4881. Heartland Recreational Vehicles is not responsible for any damage to your vehicle or its contents resulting from the use of a tow vehicle.

Call Direct, Fast Results! 800# LABEL IN EVERY HEARTLAND

We provide a convenient sticker in each coach listing the warranty phone numbers of our most common vendor partners so that if you choose to, you may work directly with them to more quickly resolve issues or obtain replacement items.



HEARTLAND CUSTOMER SERVICE WE'VE GOT YOUR BACK!

Over 40 men and women located in a dedicated facility servicing our customers every day. With a dealer network of over 400 locations across the U.S. and Canada, you're never far from an authorized Heartland dealer.

Product information is as accurate as possible as of the date of publication of this brochure. Due to Heartland's commitment to continuous product improvement - floorplans, materials, components, features, specifications, options, etc. are subject to change without notice or obligation to Heartland Recreational Vehicles.

Tow Vehicle Caution: Owners of Heartland recreational vehicles are solely responsible for the selection and proper use of tow vehicles. All customers should consult with a motor vehicle manufacturer or their dealer concerning the purchase and use of suitable tow vehicles for Heartland products. Heartland disclaims any liability or damages suffered as a result of the selection, operation, use or misuse of a tow vehicle. Heartland's limited warranty does not cover damage to the recreational vehicle or the tow vehicle as a result of the selection of the tow vehicle.

See your nearest Heartland dealer to review a current model. 35,000 LITHO 1/09