

TRAIL-CRUISER

BY R-VISION



Take a road less traveled.

TRAIL-CRUISER BENEFITS



- **Aluminum Framed, Laminated Construction**
Superior strength, lightweight, exceptional durability
- **Low Center of Gravity**
Safe, stable towing with today's downsized tow vehicles
- **Fiberglass Exterior Skin**
Easy to maintain, resistant to scratches, dents and dings
- **Aerodynamic Front Profile**
Less wind buffeting for more stable towing
- **One-Piece Steel Chassis**
Not bolted together-welded for extra strength
- **Utility Storage Door**
Easy access for camping accessories
- **Roto-Cast Holding & Fresh Water Tanks**
Seamless and lightweight
- **Rubber Roof**
More durable, lighter, quieter
- **Ducted Air-Conditioning**
All travel trailers 23' and above



TC-29BHDS - City Streets Interior



A/C Unit



A/C Unit Remote



TC-28RL - Camilla Slate Interior

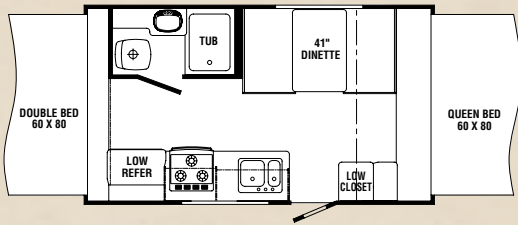
STANDARDS & OPTIONS

	Travel Trailers	Expandables		Travel Trailers	Expandables
Appliances/Equipment			No-Wax Vinyl Flooring	•	•
3 Burner Range Top	•	•	Mortise and Tenon Solid Wood Cabinet Doors	•	•
Power Range Hood with Light	•	•	Roof Vent in Living Area (Deleted with Optional Air Conditioning Some Models)	•	•
Monitor Panel	•	•	Power Roof Vent in Bath	•	•
Six Gallon Gas Water Heater	•	•	Inside - Outside Table (TC21RBH, TC21DBL & C21RBH)	•	•
20,000 BTU Furnace	•	•	Bed Ends (Expandables)		
Demand Water Pump	•	•	Tent (Attached Inside C-channel to Prevent Water Entry)		•
Laminated Countertops	•	•	Continuous Piano Hinge for Added Strength		•
Double Bowl Kitchen Sink	•	•	Key Locked for Security		•
Copper LP Gas Lines - Double Flared	•	•	Compression Clamps Ensure Tight Bond of Bunk Seals		•
Color Coded Water Lines	•	•	4" Bunk End Cushions for Comfort		•
Water Heater Bypass Kit	•	•	Pre-wired for Bunk Lights		•
Bath			Cable Supports for Bunk Ends-No Poles		•
ABS Tub Surround or Shower Pan	•	•	Running Gear		
Shower Curtain with Tieback	•	•	14" Radial Trailer Tires with Tandem Axles	•	•
Shower Surround	•	•	White Spoked Wheels	•	•
Power Roof Vent	•	•	Tandem Axles (N/A on C-17)	•	•
Adjustable Shower Head	•	•	10" Electric Brakes, All Wheels	•	•
Skylight	•	•	Galvanized Wheel Wells	•	•
Medicine Cabinet with Mirror	•	•	Leaf Spring Suspension System	•	•
Wall Mounted Light Switch	•	•	Easy Lube Hubs	•	•
Construction			Safety		
5" Truss Roof with Walkable Decking	•	•	Break-A-Way Switch	•	•
Welded, Aluminum Framed, Laminated Walls with 1-1/2" Polystyrene Block Foam Insulation (R-7), Fiberglass Exterior Covering	•	•	Fire Extinguisher	•	•
Welded, Aluminum Framed, Laminated Floor with 1-1/2" Polystyrene Block Foam Insulation (R-7)	•	•	Smoke Detector	•	•
Framed, Braced and Wired for Air Conditioning	•	•	LP Detector	•	•
Rotocast Holding Tanks	•	•	Safety Chains	•	•
Rotocast Fresh Water Tank	•	•	Ground Fault Protected Circuit(s)	•	•
Electrical			Dead Bolt Door Lock	•	•
Patio Light with Amber Lens	•	•	Options		
Ceiling Lights with Wall Switch	•	•	Air Conditioning,		
120 Volt GFI Protected Circuit(s)	•	•	13,500 BTU	•	•
120 Volt Breaker Panel	•	•	15,000 BTU	•	•
Outside 120 Volt Receptacle	•	•	Awning	•	•
30 Amp, 28' Power Cord (Detachable)	•	•	Spare Tire, Wheel and Carrier	•	•
55 Amp Converter with Charger	•	•	Stabilizer Jacks (4) (STD in Expandable)	•	•
Battery Rack	•	•	TV Antenna/Cable	•	•
Pre-Wired for Microwave	•	•	Outside Grill	•	•
Exterior			AM/FM CD Player	•	•
Rubber Roof	•	•	Microwave	•	•
Fiberglass Skin	•	•	Oven	•	•
Radius Tinted Windows	•	•	Roof Ladder	•	•
Radius Entry Door with Window, Deadbolt Lock and Screen Door	•	•	Outside Sliding Storage Drawer	•	•
Outside Storage Compartment	•	•	Outside Shower	•	•
Self-Storing Step	•	•	D.S.I. Water Heater	•	•
20# LP Tanks with Cover	•	•	2 Door Refrigerator (N/A on C-17)	•	•
2-5/16" Coupler	•	•	Stove Cover	•	•
Utility Door Corner Beds	•	•	Fan-Tastic Fan	•	•
Radius Baggage Door	•	•	2 Bar Stools (TC30QBSS only)	•	•
Automotive "D" Seal on all Windows	•	•	Double Entry Step	•	•
Interior			15" LCD/DVD TV	•	•
Large Galley Window	•	•	Equa Flex Suspension	•	•
5" Reversible Dinette and Bunk Cushions	•	•	30# LP Bottles	•	•
Hard Valances with Lambrequins in Living Area	•	•			
Mini Blinds	•	•			

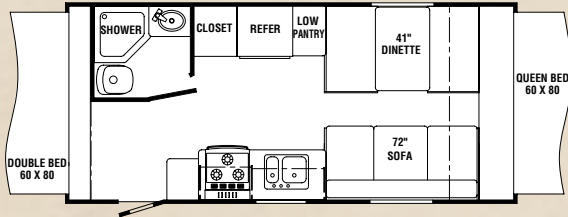
EXPANDABLES



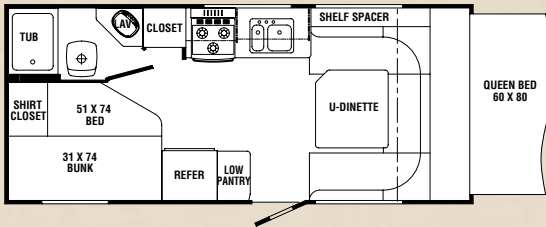
C17



C191

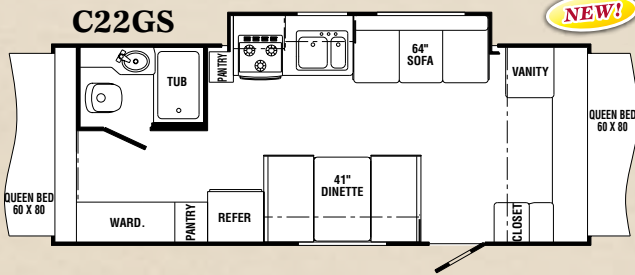


C21RBH

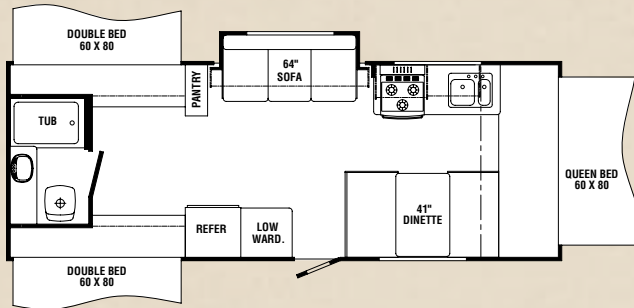


C22GS

NEW!



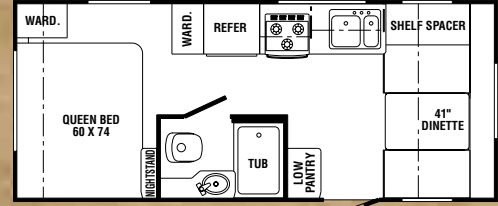
C243S



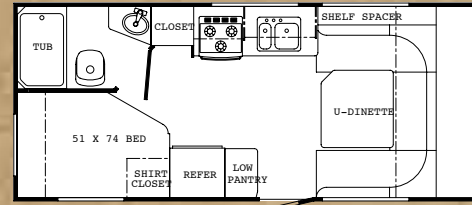
TRAVEL TRAILERS

TC19QB

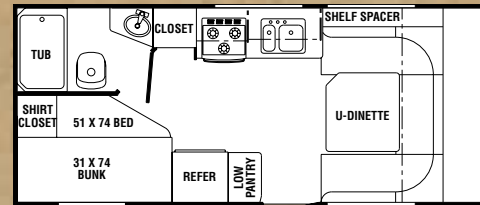
NEW!



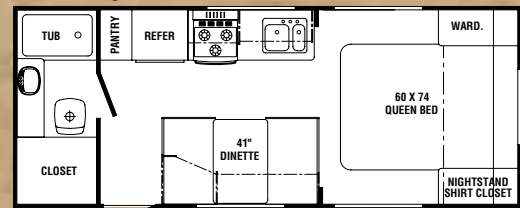
TC21DBL



TC21RBH



TC23QB



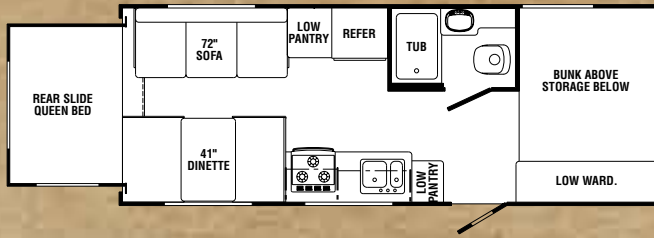
Trail-Cruiser Expandables offer easy, lightweight towing along with well-appointed interiors for camping comfort. Four family-friendly floor plans expand to give you lots of sleeping space for everyone to come along and join the fun.

SPECIFICATIONS	C17	C191	C21RBH	C22GS	C243S
Length (Closed)	17'10"	21'10"	22'5"	24'3"	26'2"
Length (Open)	20'10"	23'8"	22'5"	27'3"	29'2"
Width (w/o Awning)	96"	96"	96"	96"	96"
Height (w/AC)	10'4"	10'4"	10'4"	10'4"	10'4"
Load Cap.	1138	2508	2562	TBD	1910
*Hitch Dry Wt. (Appr.)	346	399	419	TBD	492
*Axle Dry Wt. (Appr.)	2362	3092	3038	TBD	3690
*Total Dry Wt.	2708	3491	3457	TBD	4182
Fresh Water Tank Cap.	30	30	30	30	30
Grey Water Cap.	30	30	30	30	30
Black Water Cap.	30	30	30	30	30
Tire Size	205/75R14	205/75R14	205/75R14	205/75R14	205/75R14

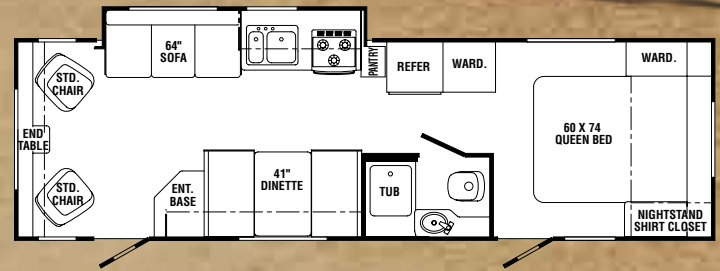
*Weights are approximate and based on standard features, optional equipment not included.



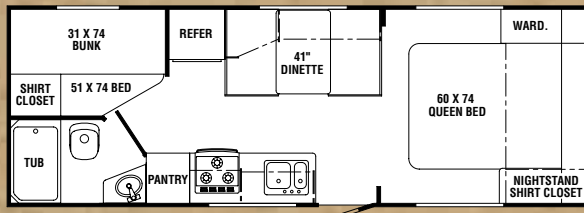
TC23SB



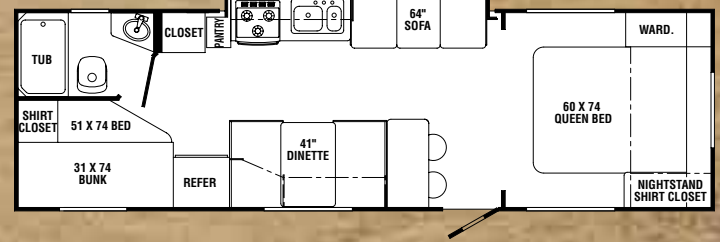
TC28RLSS



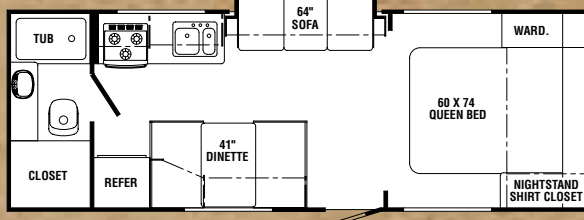
TC26QBH



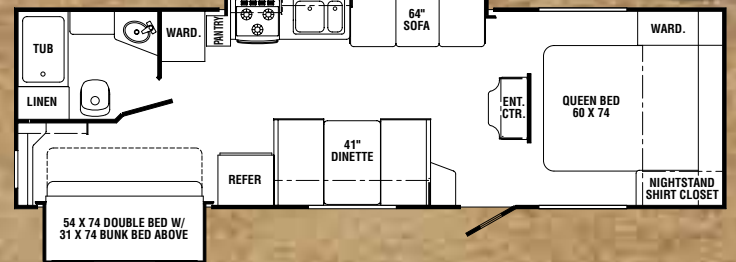
TC30QBSS



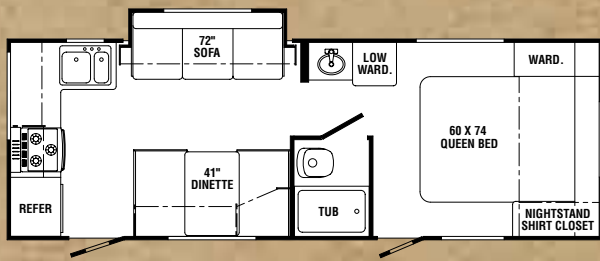
TC26QBS



TC29BHDS



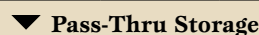
TC26RKS



Large on living, yet light on towing, Trail-Cruiser Travel Trailers give you the best of both worlds. Spacious, comfortable interiors combine with lightweight construction and aerodynamic design to create these popular easy-to-tow units.

SPECIFICATIONS	TC19QB	TC21DBL	TC21RBH	TC23QB	TC23SB	TC26QBH	TC26QBS	TC26RKS	TC28RLSS	TC30QBSS	TC29BHDS
Length	22'6"	22'5"	22'5"	23'11"	25'6"	26'11"	26'11"	27'7"	31'7"	31'7"	TBD
Width (w/o Awning)	96"	96"	96"	96"	96"	96"	96"	96"	96"	96"	96"
Height (w/AC)	10'4"	10'4"	10'4"	10'4"	10'4"	10'4"	10'4"	10'4"	10'4"	10'4"	10'4"
Load Cap.	TBD	2926	2926	2218	2140	2242	1854	1920	2936	2740	2328
*Hitch Dry Wt. (Appr.)	TBD	377	389	195	332	523	481	566	576	427	417
*Axle Dry Wt. (Appr.)	TBD	2674	2956	3382	3460	3358	3746	3680	4064	4260	4672
*Total Dry Wt.	TBD	3051	3345	3554	3792	3881	4227	4246	4640	4687	5089
Fresh Water Tank Cap.	30	30	30	30	30	30	30	30	30	30	30
Grey Water Cap.	30	30	30	30	30	30	30	30	30	30	30
Black Water Cap.	30	30	30	30	30	30	30	30	30	30	30
Tire Size	205/75R14	205/75R14	205/75R14	205/75R14	205/75R14	205/75R14	205/75R14	205/75R14	205/75R14	205/75R14	205/75R14

*Weights are approximate and based on standard features, optional equipment not included.

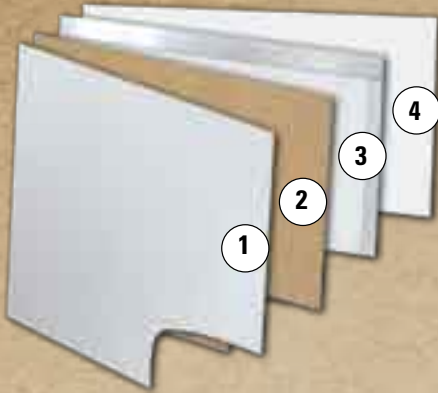


Pass-Thru Storage



Utility Storage Door


CONSTRUCTION FEATURES



Sidewall

2" Thick Laminate R-7

1. Fiberglass Skin - dent resistant, low maintenance
2. Luan
3. Aluminum Frame and Foam
4. Wallboard



Floor

2" Thick Laminate R-7

1. Luan
2. Luan
3. Aluminum Frame and Foam
4. Luan
5. Darco

R-Vision Exclusive

Free Standing
RVQ Grill



60" X 80" Fold Down Beds

Saves space while providing comfortable sleeping quarters.

General Warranty Information*


• Rubber Roof	12 Years
• Fiberglass Skin	2 Years
• Chassis	2 Years
• Lamination	2 Years
• Atwood Appliances	2 Years
• Norco Slideout System	2 Years
• Suspension System	2 Years
• General Camper Coverage	1 Year

*Refer to specific written warranty statement

ENCLOSED HEATED UNDERCARRIAGE



5" Roof Truss
with Ducted AC
and Walkable Decking



Your Dealer



Our 58 Acre Complex In
Warsaw, Indiana

R-Vision, Inc.
2666 S. Country Club Drive
Warsaw, IN 46580
574.268.2111
www.trail-lite.com

As R-Vision constantly strives to improve our product, all specifications listed in this informative brochure are subject to change without notice or obligation. Photos may show optional equipment which is not included in the purchase price of the unit. Test drive and review a current model on your dealer's lot today.

R-80-100 2008 R-Vision, Inc. Litho U.S.A.