

ERA™



2009 ERA: FREEDOM. FLEXIBILITY. FUN.



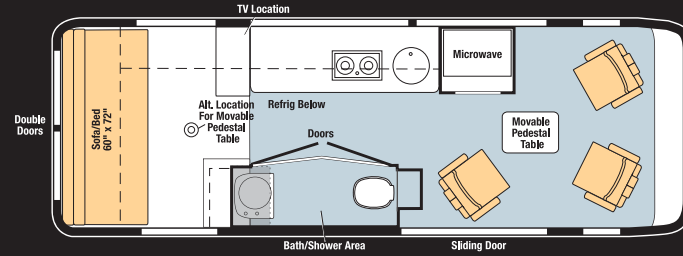


170XL: Midnight

ERA™

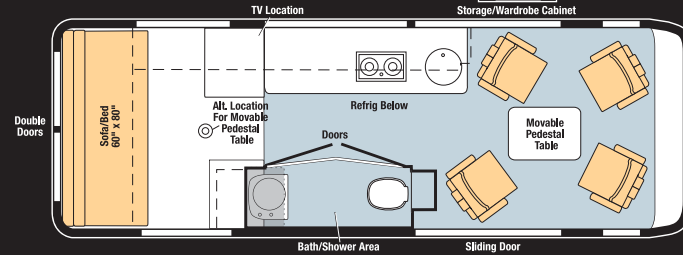


170RT/RL FLOORPLAN



UltraLeather standard on Limited package; available on Touring package.


170XT/XL FLOORPLAN




UltraLeather standard on Limited package; available on Touring package.



ULTRALEATHER



VINYL FLOORCOVERING



CARPET

IT'S TIME TO HIT THE ROAD. A Mercedes® diesel engine powers the full-featured Era. Choose from two trim packages to best fit the way you travel. The Touring package fits all the features you need for life on the road in a slim body design that's extremely easy to handle. The Limited package adds premium features such as standard UltraLeather and bold exterior graphics for those who want to add to the fun.



Increase your already spacious interior storage capacity by replacing one or both of the companion seats with cabinets.

The LCD TV extends and rotates to be viewed from the front or rear of the coach. A home theater system with a CD/DVD player provides premium entertainment options. All are 12-volt powered, so they operate without shoreline or generator power.





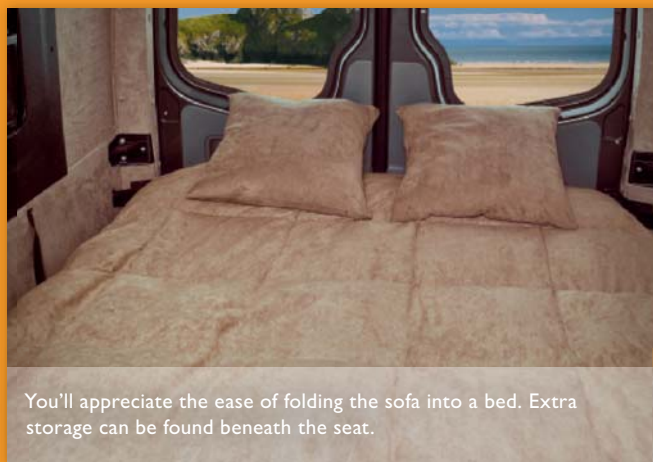
Every inch of space in the Era is focused on comfort and usability. The cab seats swivel to face the companion seats and become an integrated part of the living space. The table stows away for travel and can also be moved to the rear of the coach for added flexibility.



You'll be amazed at the full-featured galley that includes a microwave oven, range top and refrigerator/freezer. You'll also enjoy residential luxuries such as a solid-surface countertop and full-extension drawer slides. The Era also features contemporary curved cabinetry and the convenience of glass covers for the sink and range top that increase your workspace.



An UltraLeather sofa comes standard in the Limited package or you can upgrade to a powered sofa.



You'll appreciate the ease of folding the sofa into a bed. Extra storage can be found beneath the seat.



Rear doors open up to 270° and the couch can easily be removed to transport larger items.

ERA™ SPECIFICATIONS

Weights & Measures

	170RT	170RL	170XT	170XL
Length	22'9"	22'9"	24'1"	24'1"
Exterior Height ¹	9'7"	9'7"	9'7"	9'7"
Exterior Width	6'4"	6'4"	6'4"	6'4"
Awning Length	11'6"	11'6"	11'6"	11'6"
Interior Height	6'3"	6'3"	6'3"	6'3"
Interior Width	5'10"	5'10"	5'10"	5'10"
Freshwater Capacity w/Heater ² (gal.)	30	30	30	30
Holding Tank Capacity – Black/Gray ² (gal.)	10/22	10/22	10/22	10/22
LP Capacity ³ (gal.)	16	16	16	16
Fuel Capacity (gal.)	26.4	26.4	26.4	26.4
GCWR ⁴ (lbs.)	13,550	13,550	13,550	13,550
GVWR (lbs.)	8,550	8,550	8,550	8,550
GAWR – Front (lbs.)	3,970	3,970	3,970	3,970
GAWR – Rear (lbs.)	5,630	5,630	5,630	5,630
Wheelbase	170"	170"	170"	170"

Dodge Sprinter Chassis

- 3L Mercedes® CDI 6-cylinder, 154-hp, turbo-diesel engine
- 5-speed automatic tip-shift transmission
- 4-wheel ABS w/skid control
- 180-amp. alternator
- 16" stylized aluminum wheels
- 5,000-lb. drawbar/350 lbs. tongue weight hitch⁴
- 7-pin wiring connector

Cab Conveniences

- RV Radio® w/AM/FM stereo, CD player, remote, iPod/MP3 input
- Chassis/house battery radio power switch
- UltraLeather™ cab seats w/armrest, adjustable lumbar support, adjustable headrest and slide/swivel/recline
- Automotive heater/air conditioner
- Cruise control
- Tilt steering wheel
- Ventilated glove box
- Power door locks w/remote
- Power windows
- 12-volt receptacles
- Beverage holder

Dome light

Document clip

Front wraparound curtain (170RT & 170XT)
Pleated, sliding cab window blinds (170RL & 170XL)

Appiqué package (170RL & 170XL)

170RT	170RL	170XT	170XL	Optional Equipment
<input type="checkbox"/>	<input type="checkbox"/>	<input type="checkbox"/>	<input type="checkbox"/>	Sirius® Satellite Radio w/6-month paid subscription
<input type="checkbox"/>	<input type="checkbox"/>	<input type="checkbox"/>	<input type="checkbox"/>	Pleated, sliding cab window blinds
<input type="checkbox"/>	<input type="checkbox"/>	<input type="checkbox"/>	<input type="checkbox"/>	Appiqué package

Interior

15" LCD TV and stereo system w/AM/FM radio, CD/DVD player, amplified TV antenna (170RL & 170XL)

Room-darkening roller shades

Systems monitor panel

170RT	170RL	170XT	170XL	Optional Equipment
<input type="checkbox"/>	<input type="checkbox"/>	<input type="checkbox"/>	<input type="checkbox"/>	15" LCD TV and stereo system w/AM/FM radio, CD/DVD player

Kitchen

Solid-surface countertop

Microwave oven

2-burner range top w/glass cover

Refrigerator/freezer

Powered ventilator fan/roof vent

Stainless steel sink w/folding faucet and glass cover

170RT	170RL	170XT	170XL	Optional Equipment
<input type="checkbox"/>	<input type="checkbox"/>	<input type="checkbox"/>	<input type="checkbox"/>	Water filtration system (cold water only)

Bath

Flexible showerhead

Powered roof vent

Shower curtain

Stainless steel sink

Exterior

Running boards

Tinted windows

Mud guards

110-volt outlet

170RT	170RL	170XT	170XL	Optional Equipment
<input type="checkbox"/>	<input type="checkbox"/>	<input type="checkbox"/>	<input type="checkbox"/>	Patio awning

Heating & Cooling System

16,000 BTU furnace

9,200 BTU air conditioner

170RT	170RL	170XT	170XL	Optional Equipment
<input type="checkbox"/>	<input type="checkbox"/>	<input type="checkbox"/>	<input type="checkbox"/>	Heat pump

Electrical System

Auxiliary start circuit

Group 31 house battery

House battery disconnect system

Dual battery charge system

Generator prep kit

30-amp. power cord

170RT	170RL	170XT	170XL	Optional Equipment
<input type="checkbox"/>	<input type="checkbox"/>	<input type="checkbox"/>	<input type="checkbox"/>	2,500-watt Cummins Onan® MicroQuiet™ LP generator

Plumbing System

6-gallon LP water heater

Exterior wash station

TrueLevel™ holding tank monitoring system

12 ft. sewer hose

Water system winterization package: water heater bypass valve and siphon tube

12-volt macerator sewage pump

170RT	170RL	170XT	170XL	Optional Equipment
<input type="checkbox"/>	<input type="checkbox"/>	<input type="checkbox"/>	<input type="checkbox"/>	6-gallon water heater, 120 VAC/LP w/Energy Management System (EMS)

Safety

Dual airbags

Seat belts

LP, smoke and carbon monoxide detectors

10 BC fire extinguisher

Ground fault interrupter

Daytime running lamps

Fog lamps

Warranty⁵

12-month/15,000-mile basic warranty⁶

- The height of each model is measured to the top of the tallest standard feature and is based on the curb weight of a typically equipped unit. The actual height of your vehicle may vary by several inches depending on chassis or equipment variations. Please contact your dealer for further information.
 - Capacities are based on measurements prior to tank installation. Slight capacity variations can result due to installation applications.
 - Capacities shown are tank manufacturer's listed water capacity (W.C.). Actual filled LP capacity is 80% of listing due to overfilling prevention device on tank.
 - Actual towing capacity is dependent on your particular loading and towing circumstances which includes the GVWR, GAWR, and GCWR as well as adequate trailer brakes. Please refer to the Operator's Manual of your vehicle for further towing information.
 - See separate chassis warranty.
 - See your dealer for complete warranty information.
- Optional
- Not all items available in combination. See dealer for details.

Winnebago Industries® continuing program of product improvement makes specifications, equipment, model availability, and prices subject to change without notice.

For Sales and Service Information Contact:



50 YEARS ON THE ROAD

ERA™

EXTERIOR GRAPHICS

TOURING PACKAGE



CHARCOAL



GOLDEN

LIMITED PACKAGE



CHARCOAL




GOLDEN


Welcome to a new era in RV adventures. An era of automotive performance with residential comfort. An era that doesn't limit your travel possibilities and never compromises in style. An era where the fun starts the moment you hit the road. Welcome to the new Era™ from Winnebago Industries®

INTERIOR DECOR

TOURING PACKAGE

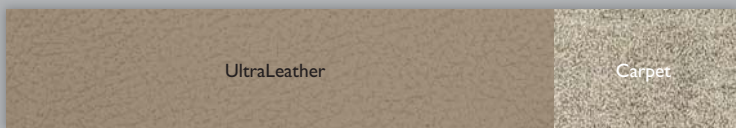


RACEWAY WITH AVAILABLE PUTTY ULTRALEATHER




CINDERBLOCK WITH AVAILABLE EBONY ULTRALEATHER


LIMITED PACKAGE



MOSS WITH PUTTY ULTRALEATHER



MIDNIGHT WITH EBONY ULTRALEATHER



QUARRY WITH ASH ULTRALEATHER

WOOD SELECTION



SIERRA MAPLE