

ICONIC

TOY HAULERS



ECLIPSE
RECREATIONAL VEHICLES INC.





Model 3312MC shown in Platinum Birch Wood Option

ICONIC

The Leader in Toyhaulers

Interior Fabric Options



Cosmo

Luxe

Interior Wood Options:



Platinum Birch

Walnut

Iconic Toyhaulers

Eclipse RV has created Iconic with our new line up of luxury toy haulers. We offer affordable models and luxury floor plans all with customers in mind. Our top of the line features in Iconic are comfort, performance, and decor unrivaled by our competitors. Get what you want while making family memories ICONIC!



Model 2817CKG



Model 3312MC



ICONIC Metal

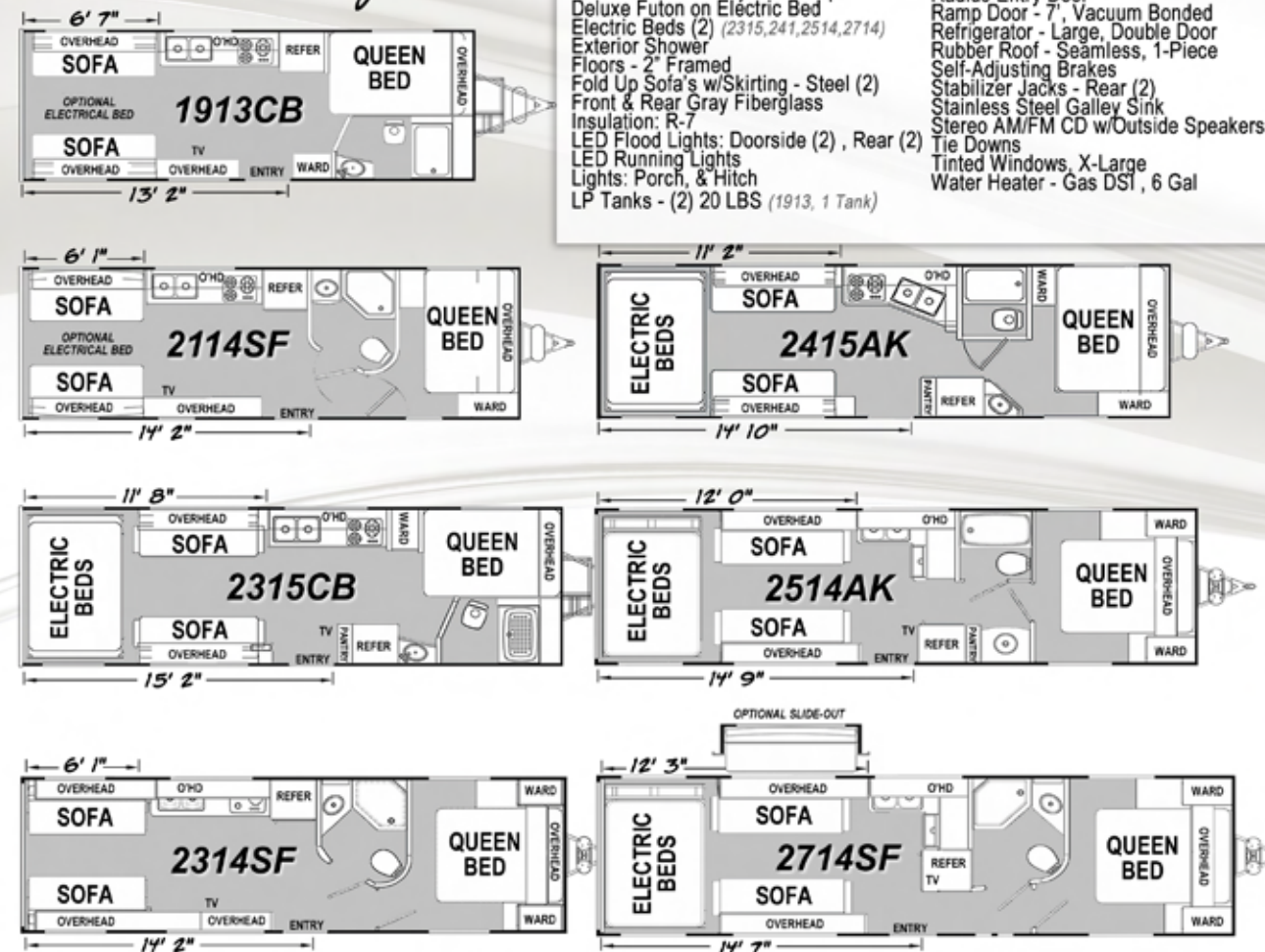
Optional Upgrades

	1913CB	2114SF	2315CB	2314SF	2415AK	2514AK	2714SF
100 Gal Fresh Water	✓	STD	✓	STD	STD	STD	STD
A/C 15K BTU IPO 13.5K	N/A	✓	N/A	✓	✓	✓	✓
A/C Ducting	N/A	✓	N/A	✓	✓	STD	STD
A/C Living Room - 13.5K BTU	✓	STD	✓	STD	STD	STD	STD
A/C Living Room - 15K BTU	✓	N/A	✓	N/A	N/A	N/A	N/A
Add A Wall	✓	✓	✓	✓	✓	✓	✓
Aluminum Wheels - 15"	✓	✓	✓	✓	✓	✓	✓
Aluminum Wheels - 15" Deluxe	N/A	✓	✓	✓	✓	✓	✓
Att-A-Lounge	N/A	N/A	✓	N/A	✓	✓	✓
Att-A-Lounge - High Clearance	N/A	N/A	✓	N/A	✓	✓	✓
Black Tank Flush	✓	✓	✓	✓	✓	✓	✓
Bunk Ladder	✓	✓	✓	✓	✓	✓	✓
Carpet Kit - Upgraded	✓	✓	✓	✓	✓	✓	✓
Chair - One Extra	✓	✓	N/A	✓	N/A	N/A	N/A
Chairs - 2 IPO Sofa w/Bay Wdw	N/A	N/A	✓	N/A	✓	✓	✓
Chairs - 2 IPO Sofa	✓	✓	N/A	✓	N/A	N/A	N/A
CSA Canada	✓	✓	✓	✓	✓	✓	✓
Dinette IPO Sofa w/Bay Wdw	N/A	N/A	✓	N/A	✓	✓	✓
Dinette IPO Sofa	✓	✓	N/A	✓	N/A	N/A	N/A
Drive-on Metal Wheel Well	✓	✓	✓	✓	✓	✓	✓
DVD Player	✓	✓	✓	✓	STD	✓	✓
Electric Awning w/Light	✓	✓	✓	✓	✓	✓	✓
Electric Bed (One)	✓	✓	N/A	✓	N/A	N/A	N/A
Electric Bed / Dinette	N/A	N/A	✓	N/A	✓	✓	✓
Exterior TV Bracket & Hookups	✓	✓	✓	✓	✓	✓	✓
Front Power Jack	✓	✓	✓	✓	✓	✓	✓
Fuel Station - 36 Gal	✓	✓	✓	✓	STD	✓	✓
Generator - 4.0 ORAN w/Transfer Switch	✓	✓	✓	✓	STD	✓	✓
Generator - Portable	✓	N/A	✓	N/A	N/A	N/A	N/A
Heated Enclosed Tanks	✓	✓	✓	✓	✓	✓	✓
LED Lights - Interior	✓	✓	✓	✓	✓	✓	✓
LED Light Bar	✓	✓	✓	✓	✓	✓	✓
LP Tanks - Dual 30 LBS	✓	✓	✓	✓	✓	✓	✓
Medicine Cabinet - Wood/Mirror	✓	N/A	✓	N/A	✓	✓	N/A
Medicine Cabinet - Plastic/Mirror	N/A	N/A	✓	N/A	N/A	N/A	✓
Pleated Shades	✓	✓	✓	✓	✓	✓	✓
Porcelain Toilet	✓	✓	✓	✓	✓	✓	✓
Ramp Door Patio Fence	✓	✓	✓	✓	✓	✓	✓
Skylight Over Tub	N/A	✓	N/A	✓	✓	✓	✓
Slide-Out Living Room (Doorside)	N/A	N/A	N/A	N/A	N/A	N/A	✓
Solar Panel - 10 Watt	✓	✓	✓	✓	✓	✓	✓
Solar Panel - 160 Watt	✓	✓	✓	✓	✓	✓	✓
Spare Tire & Carrier	✓	✓	✓	✓	✓	✓	✓
Stabilizer Jacks - Front	✓	✓	✓	✓	✓	✓	✓
Thermo Pane Windows	✓	✓	✓	✓	✓	✓	✓
Tie-Downs - 2 Extra	✓	✓	✓	✓	✓	✓	✓
TV Antenna	✓	✓	✓	✓	STD	✓	✓
TV Bedroom	✓	✓	✓	✓	✓	✓	✓
TV Living Room, X-Large	N/A	✓	✓	✓	STD	✓	✓
USB Charger	✓	✓	✓	✓	✓	✓	✓
Walk on Roof w/Folding Ladder	✓	✓	✓	✓	✓	✓	✓
Winterize	✓	✓	✓	✓	✓	✓	✓

Standard Features

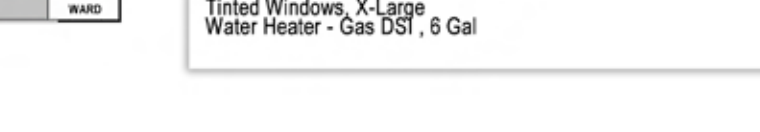
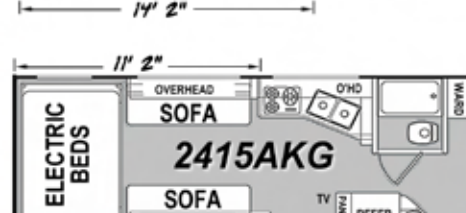
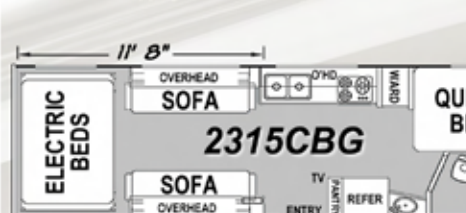
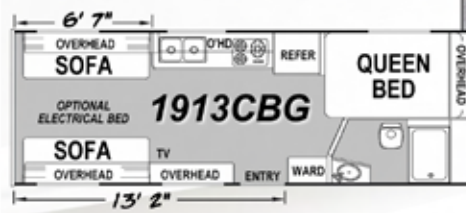
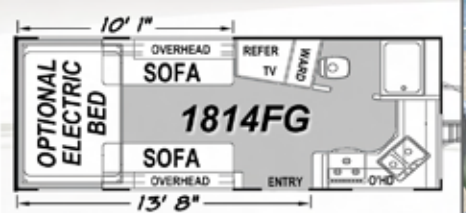
- 100" Body Design (N/A 2514, 2714)
- 102" Body Design (2514, 2714 only)
- 15" Chrome Wheels
- Awning
- Cabinets Screwed Together
- Double Radius Entry Door Step
- Deluxe Futon on Electric Bed
- Electric Beds (2) (2315, 241, 2514, 2714)
- Exterior Shower
- Floors - 2" Framed
- Fold Up Sofa's w/Skirting - Steel (2)
- Front & Rear Gray Fiberglass
- Insulation: R-7
- LED Flood Lights: Doorside (2), Rear (2)
- LED Running Lights
- Lights: Porch, & Hitch
- LP Tanks - (2) 20 LBS (1913, 1 Tank)
- Mini Blinds
- Oven / Microwave / Range Hood
- Pillow Top Mattress w/Beds/Spread
- Powder Coated Chassis
- Pull Out Faucet (N/A on 1913)
- Radius Entry Door
- Ramp Door - 7", Vacuum Bonded
- Refrigerator - Large, Double Door
- Rubber Roof - Seamless, 1-Piece
- Self-Adjusting Brakes
- Stabilizer Jacks - Rear (2)
- Stainless Steel Galley Sink
- Stereo AM/FM CD w/Outside Speakers
- Tie Downs
- Tinted Windows, X-Large
- Water Heater - Gas DST, 6 Gal

Available Floorplans



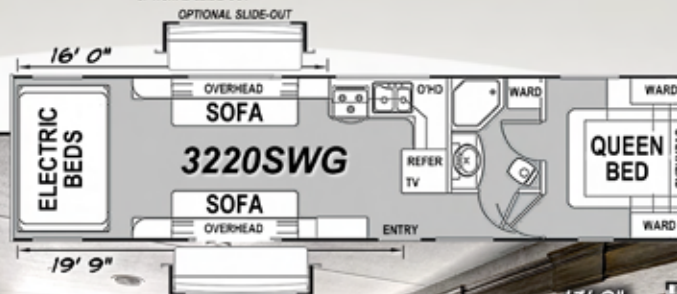
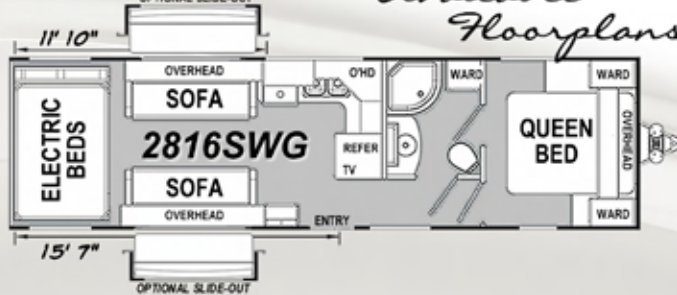
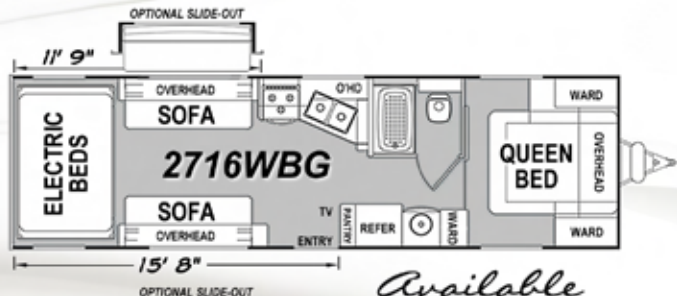
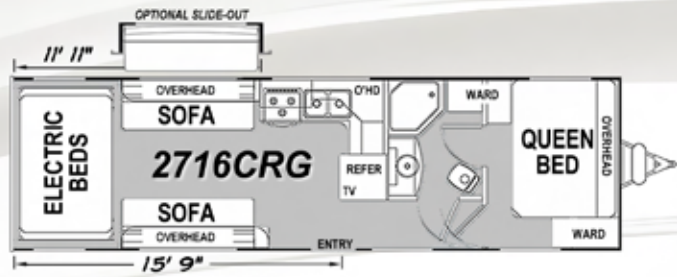
Optional Upgrades

	1814FG	1913CBG	2114SFG	2315CBG	2314SFG	2415AKG	2514AKG	2714SFG
100 Gal Fresh Water	N/A	✓	✓	✓	✓	✓	✓	✓
A/C Living Room - 13.5K BTU	✓	✓	✓	✓	✓	✓	✓	✓
A/C Living Room - 15K BTU	✓	✓	✓	✓	✓	✓	✓	✓
A/C 15K BTU IPO 13.5K	N/A	N/A	✓	✓	✓	✓	✓	✓
A/C Ducting	N/A	N/A	✓	✓	✓	✓	✓	✓
Add A Wall	✓	✓	✓	✓	✓	✓	✓	✓
Aluminum Wheels - 15"	✓	✓	✓	✓	✓	✓	✓	✓
Aluminum Wheels - 15" Deluxe	N/A	N/A	✓	✓	✓	✓	✓	✓
Att-A-Lounge	N/A	N/A	N/A	✓	✓	✓	✓	✓
Att-A-Lounge - High Clearance	N/A	N/A	N/A	✓	✓	✓	✓	✓
Black Tank Flush	✓	✓	✓	✓	✓	✓	✓	✓
Bunk Ladder	✓	✓	✓	✓	✓	✓	✓	✓
Carpet Kit - Upgraded	✓	✓	✓	✓	✓	✓	✓	✓
Chair - One Extra	N/A	✓	N/A	✓	N/A	N/A	N/A	✓
Chairs - 2 IPO Sofa w/Bay Wdw	✓	N/A	N/A	✓	N/A	✓	✓	✓
Chairs - 2 IPO Sofa	N/A	✓	N/A	✓	N/A	N/A	N/A	✓
CSA Canada	✓	✓	✓	✓	✓	✓	✓	✓
Deluxe Fender Skirts	✓	✓	✓	✓	✓	✓	✓	✓
Dinette IPO Sofa w/Bay Wdw	✓	N/A	N/A	✓	N/A	✓	✓	✓
Dinette IPO Sofa	N/A	✓	✓	✓	✓	✓	✓	✓
Drive-on Metal Wheel Well	✓	✓	✓	✓	✓	✓	✓	✓
DVD Player	✓	✓	✓	✓	✓	✓	✓	✓
Electric Awning w/Light	✓	✓	✓	✓	✓	✓	✓	✓
Electric Bed (One)	✓	✓	✓	✓	✓	✓	✓	✓
Electric Bed (2nd)	✓	N/A	N/A	✓	✓	✓	✓	✓
Electric Bed / Dinette	N/A	N/A	N/A	✓	✓	✓	✓	✓
Exterior TV Bracket & Hookups	✓	✓	✓	✓	✓	✓	✓	✓
Front Power Jack	✓	✓	✓	✓	✓	✓	✓	✓
Fuel Station - 36 Gal	✓	✓	✓	✓	✓	✓	✓	✓
Generator - 4.0 ONAN w/Transfer Switch	N/A	✓	✓	✓	✓	✓	✓	✓
Generator - Portable	✓	✓	N/A	✓	✓	✓	✓	✓
Heated Enclosed Tanks	✓	✓	✓	✓	✓	✓	✓	✓
LED Lights - Interior	✓	✓	✓	✓	✓	✓	✓	✓
LED Light Bar	✓	✓	✓	✓	✓	✓	✓	✓
LP Tanks - Dual 30 LBS	✓	✓	✓	✓	✓	✓	✓	✓
Medicine Cabinet - Wood/Mirror	N/A	N/A	✓	✓	✓	✓	✓	✓
Medicine Cabinet - Plastic/Mirror	N/A	N/A	✓	✓	✓	✓	✓	✓
Pleated Shades	✓	✓	✓	✓	✓	✓	✓	✓
Ramp Door Patio Fence	✓	✓	✓	✓	✓	✓	✓	✓
Skylight Over Tub	N/A	N/A	✓	✓	✓	✓	✓	✓
Slide-Out Living Room (Doorside)	N/A	N/A	✓	✓	✓	✓	✓	✓
Slide-Out Living Room (Roadside)	✓	✓	✓	✓	✓	✓	✓	✓
Sliding Glass Tub Door	N/A	✓	✓	✓	✓	✓	✓	✓
Solar Panel - 10 Watt	✓	✓	✓	✓	✓	✓	✓	✓
Solar Panel - 160 Watt	✓	✓	✓	✓	✓	✓	✓	✓
Spare Tire & Carrier	✓	✓	✓	✓	✓	✓	✓	✓
Stabilizer Jacks - Front	✓	✓	✓	✓	✓	✓	✓	✓
Thermo Pane Windows	✓	✓	✓	✓	✓	✓	✓	✓
Tie-Downs - 2 Extra	✓	✓	✓	✓	✓	✓	✓	✓
TV Antenna	✓	✓	✓	✓	✓	✓	✓	✓
TV Bedroom	N/A	✓	✓	✓	✓	✓	✓	✓
TV Living Room - X-Large	N/A	✓	✓	✓	✓	✓	✓	✓
USB Charger	✓	✓	✓	✓	✓	✓	✓	✓
Walk on Roof w/Folding Ladder	✓	✓	✓	✓	✓	✓	✓	✓
Winterize	✓	✓	✓	✓	✓	✓	✓	✓



Standard Features

- 100" Body Design (N/A 2514, 2714)
- 102" Body Design (2514, 2714 only)
- 15" Chrome Wheels
- Awning
- Cabinets Screwed Together
- Deluxe Futon on Electric Bed
- Double Radius Entry Door Step
- Electric Beds (2) (2315, 2415, 2514, 2714)
- Exterior Shower
- Fiberglass-Laminated, Aluminum-Framed Walls
- Floors - Aluminum Framed, Vacuum Bonded
- Fold Up Sofa's w/Skirting - Steel (2)
- Front & Rear Gray Fiberglass
- Insulation: R-22 / R-11 EPS Foam
- LED Flood Lights: Doorside (2), Rear (2)
- LED Running Lights
- Lights: Porch & Hitch
- LP Tanks - (2) 20 LBS (1814, 1913 1 Tank)
- Mini Blinds
- Oven / Microwave / Range Hood
- Pillow Top Mattress w/Bedspring (N/A on 1814)
- Powder Coated Chassis
- Pull Out Faucet (N/A on 1814, 1913)
- Radius Entry Door
- Ramp Door - 7", Vacuum Bonded
- Refrigerator - Large, Double Door
- Rubber Roof - Seamless, 1-Piece
- Self-Adjusting Brakes
- Stabilizer Jacks - Rear (2)
- Stainless Steel Galley Sink
- Stereo AM/FM CD w/Outside Speakers
- Tie Downs
- Tinted Windows, X-Large
- Water Heater - Gas DSI, 6 Gal



Standard Features

- 102" Wide Body Design
- 15" Aluminum Wheels
- 6,000 LB Axles w/Grease Zerk Fittings
- A/C 13.5K BTU Awning
- Carpet Kit - Upgraded
- Deluxe Aluminum Fender Skirts
- Double Radius Entry Door Step
- Fiberglass-Laminated, Aluminum-Framed Walls
- Floors - Aluminum Framed, Vacuum Bonded
- Folding Entry Door Assist Handle
- Full Weld Z Outriggers
- Fold-Up Sofa's w/Skirting (2)
- Front & Rear Gray Fiberglass
- Insulation: R-22 / R-11 EPS Foam
- Key Hook / Cork Board
- LED Flood Lights: Door Side (2), Rear (2)
- LED Interior Lights
- LED Light Bar
- LED Running Lights
- Lights: Step, Hitch
- LP Tanks - Dual 30 LBS
- Microwave w/Range Hood
- Oven
- Pillow Top Mattress w/Bedspring, Shams
- Pleated Shades
- Powder Coated Chassis
- Pressure Washer
- Radius Entry Door
- Ramp Door - 7", Vacuum Bonded
- Refrigerator - Large, Double Door
- Rubber Roof - Seamless, 1-Piece
- Self-Adjusting Brakes
- Stabilizer Jacks - High Clearance (4)
- Stainless Steel Galley
- Sink w/Pull-Out Faucet
- Stereo AM/FM CD/DVD w/Outside Speakers
- Tie Downs
- Tinted Windows, X-Large
- TV Antenna w/Cable
- Hook-Up
- TV Living Room, X-Large
- USB Charger
- Water Heater - Gas DSI, 6 Gal
- Water Purification System

Optional Upgrades

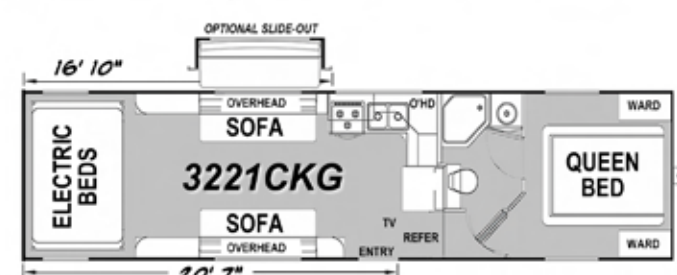
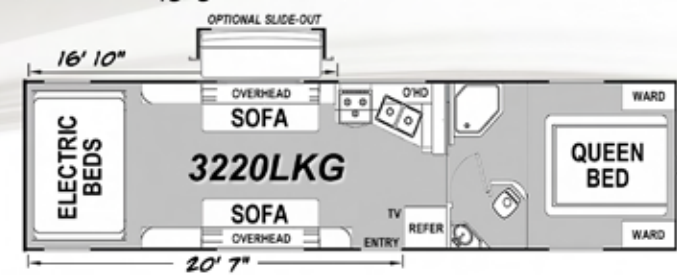
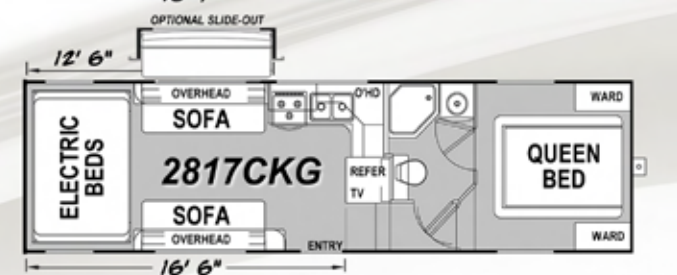
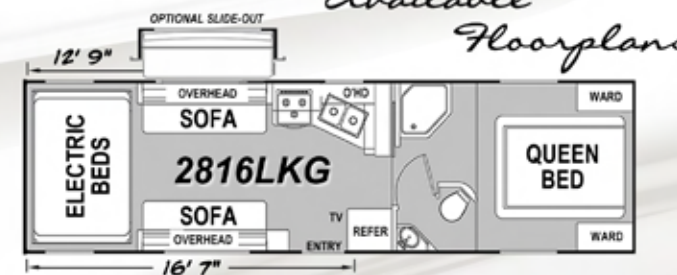
	2716CRG	2716WBG	2816SWG	3220SWG	3214iKG
150 Gal Fresh Water	✓	✓	✓	✓	✓
50 Amp Service	N/A	N/A	✓	✓	✓
A/C 15K BTU IPO 13.5K	✓	✓	✓	✓	✓
A/C Bedroom - 13.5K BTU	N/A	N/A	✓	✓	✓
Add A Wall	✓	✓	✓	✓	✓
Aluminum Wheels - 15" Deluxe	✓	✓	✓	✓	✓
Aluminum Wheels - 16" Deluxe	✓	✓	✓	✓	N/A
Att-A-Lounge	✓	✓	✓	✓	✓
Att-A-Lounge - High Clearance	✓	✓	✓	✓	✓
Black Tank Flush	✓	✓	✓	✓	✓
Ceiling Fan	✓	✓	✓	✓	✓
Chairs - 2 IPO Sofa w/Bay Wdw	✓	✓	✓	✓	✓
Chairs - Two Extra	N/A	N/A	N/A	✓	N/A
CSA Canada	✓	✓	✓	✓	✓
Dinette IPO Sofa w/Bay Wdw	✓	✓	✓	✓	N/A
Drive-on Metal Wheel Well	✓	✓	✓	✓	N/A
Electric Awning w/Light	✓	✓	✓	✓	✓
Electric Bed / Dinette	✓	✓	✓	✓	✓
Electric Beds (2) w/Bunk Ladder	✓	✓	✓	✓	✓
Exterior TV Bracket & Hookups	✓	✓	✓	✓	✓
Frameless Windows	✓	✓	✓	✓	✓
Front Power Jack	✓	✓	✓	✓	✓
Fuel Station - 36 Gal	✓	✓	✓	✓	✓
Fuel Station - 51 Gal Split	✓	✓	✓	✓	✓
Generator - 4.0 ONAN w/Transfer Switch	✓	✓	✓	✓	✓
Generator - 5.5 ONAN w/Transfer Switch	N/A	N/A	✓	✓	✓
Heated Enclosed Tanks	✓	✓	✓	✓	✓
Kicker Stereo System w/Touchscreen	✓	✓	✓	✓	✓
Ramp Door Patio Fence	✓	✓	✓	✓	✓
Rear Table & Legs	N/A	N/A	N/A	✓	✓
Refrigerator - X-Large	✓	N/A	✓	✓	✓
Skylight Over Shower	✓	✓	✓	✓	✓
Slide-Out Living Room (Doorside)	N/A	N/A	✓	✓	✓
Slide-Out Living Room (Roadside)	✓	✓	✓	✓	✓
Sliding Glass Tub Door	N/A	✓	N/A	N/A	N/A
Solar Panel - 10 Watt	✓	✓	✓	✓	✓
Solar Panel - 160 Watt	✓	✓	✓	✓	✓
Solid Surface Galley Top w/Covers	✓	✓	✓	✓	✓
Spare Tire & Carrier	✓	✓	✓	✓	✓
Thermo Pane Windows	✓	✓	✓	✓	✓
Tie-Downs - 2 Extra	✓	✓	✓	✓	N/A
TV Bedroom	✓	✓	✓	✓	✓
TV Living Room - 2X-Large	N/A	N/A	N/A	N/A	✓
TV Living Room - 3X-Large	N/A	N/A	N/A	N/A	✓
Walk on Roof w/Folding Ladder	✓	✓	✓	✓	✓
Water Heater - Gas DSI / Electric, 10 Gal	✓	✓	✓	✓	✓
Winterize	✓	✓	✓	✓	✓
Iconic Premier Package	Custom LP Tank Cover, Deluxe Aluminum Rims, Electric Tongue Jack, Front/Rear Fiberglass Caps				
Centurion Package	Glass Long Bowl w/Deluxe Faucet, Solid Surface Lany Top (Must Include Solid Surface Galley Opt) - Black or Brown Countertops Available				



Optional Upgrades

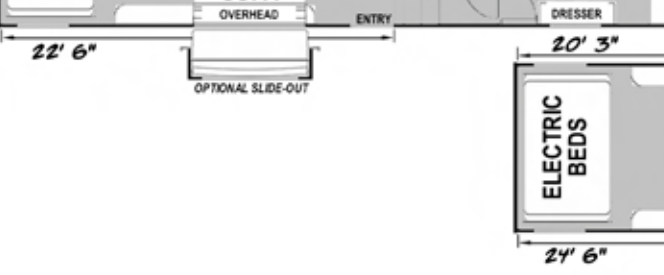
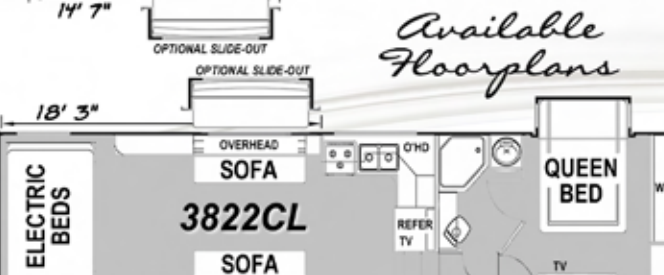
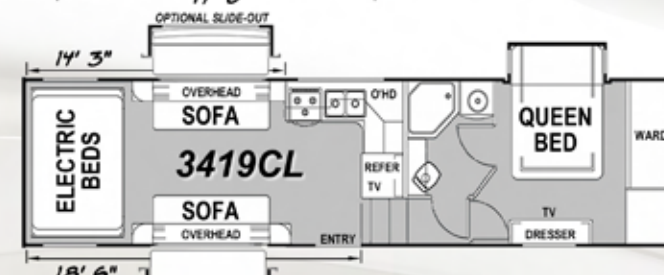
	2816LKG	27817CKG	3220LKG	3221CKG
150 Gallon Fresh Water	✓	✓	✓	✓
50 Amp Service	✓	✓	✓	✓
A/C 15K BTU IPO 13.5K	✓	✓	✓	✓
A/C Bedroom - 13.5K BTU	✓	✓	✓	✓
Add A Wall	✓	✓	✓	✓
Att-A-Lounge	✓	✓	✓	✓
Att-A-Lounge - High Clearance	✓	✓	✓	✓
Black Tank Flush	✓	✓	✓	✓
Ceiling Fan	✓	✓	✓	✓
Central Vacuum System	✓	✓	✓	✓
Chairs - 2 IPO Sofa w/Bay Wdw	✓	✓	✓	✓
CSA Canada	✓	✓	✓	✓
Dinette IPO Sofa w/Bay Wdw	✓	✓	✓	✓
Drive-on Metal Wheel Well	✓	✓	✓	✓
Electric Awning w/Light	✓	✓	✓	✓
Electric Bed / Dinette	✓	✓	✓	✓
Electric Beds (2) w/Bunk Ladder	✓	✓	✓	✓
Exterior TV Bracket & Hookups	✓	✓	✓	✓
Fuel Station - 36 Gal	✓	✓	✓	✓
Fuel Station - 51 Gal Split	✓	✓	✓	✓
Frameless Windows	✓	✓	✓	✓
Generator - 4.0 ONAN w/Transfer Switch	✓	✓	✓	✓
Generator - 5.5 ONAN w/Transfer Switch	✓	✓	✓	✓
Heated Enclosed Tanks	✓	✓	✓	✓
Kicker Stereo System w/Touchscreen	✓	✓	✓	✓
Ramp Door Patio Fence	✓	✓	✓	✓
Rear Table & Legs	N/A	N/A	✓	✓
Refrigerator - X-Large	✓	✓	✓	✓
Skylight over Shower	✓	✓	✓	✓
Slide-Out Living Room (Roadside)	✓	✓	✓	✓
Slide-Out Wardrobe	N/A	✓	N/A	✓
Solid Surface Galley Top w/Covers	✓	✓	✓	✓
Spare Tire & Carrier	✓	✓	✓	✓
Solar Panel - 10 Watt	✓	✓	✓	✓
Solar Panel - 160 Watt	✓	✓	✓	✓
Thermo Pane Windows	✓	✓	✓	✓
Tie-Downs - 2 Extra	✓	✓	✓	✓
TV Bedroom	✓	✓	✓	✓
Walk on Roof w/Folding Ladder	✓	✓	✓	✓
Water Heater - Gas DSI / Electric, 6 Gal	✓	✓	✓	✓
Water Heater - Gas DSI, 10 Gal	✓	✓	✓	✓
Winterize	✓	✓	✓	✓

Available Floorplans



Standard Features

- 102" Wide Body Design
- 16" Deluxe Aluminum Wheels
- 6,000 Lb Axles
- w/Grease Zerk Fittings
- A/C 13.5K BTU
- Awning
- Carpet Kit - Upgraded
- Deluxe Aluminum Fender Skirts
- Fiberglass-Laminated, Aluminum-Framed Walls
- Floors - Aluminum Framed, Vacuum Bonded
- Fold-Up Sofa's w/Skirting (2)
- Folding Entry Door Assist Handle
- Front 7 Rear Gray Fiberglass Caps
- Furnace - 30K BTU
- Insulation: R-22 / R-11 EPS Foam
- Key Hook / Cork Board
- LED Flood Lights: Door Side (2), Rear (2)
- LED Interior Lights
- LED Light Bar
- LED Running Lights
- Lights: Step, Hitch
- LP Tanks - Dual 30 LBS
- Medicine Cabinet
- w/Crown Molding
- Microwave w/Range Hood, Oven
- Pillow Top Mattress
- w/Bedsread, Shams
- Pleated Shades
- Powder Coated Chassis
- Pressure Washer
- Refrigerator - Large, Double Door
- Radius Entry Door
- Ramp Door - 7', Vacuum Bonded
- Rubber Roof - Seamless, 1-Piece
- Self-Adjusting Brakes
- Stabilizer Jacks - Rear, High Clearance (2)
- Stainless Steel Galley Sink w/Pull-Out Faucet
- Stereo AM/FM CD/DVD w/Outside Speakers
- Tie Downs
- Tinted Windows, X-Large
- Triple Radius Entry Door Step
- TV Antenna w/Cable Hook-Up
- TV Living Room, X-Large
- USB Charger
- Water Heater - Gas DSI, 6 Gal
- Water Purification System



Available Floorplans

Standard Features

- 102" Wide Body Design
- 16" Deluxe Aluminum Wheels
- 6,000 Lb Axles W/ Grease Zerk Fittings
- A/C 13.5K BTU
- Awning
- Carpet Kit - Upgraded
- Ceiling Fan
- Deluxe Aluminum Fender Skirts
- Fiberglass-Laminated, Aluminum-Framed Walls
- Floors - Aluminum Framed, Vacuum Bonded
- Fold-Up Sofa's w/Skirting (2)
- Folding Entry Door Assist Handle
- Front & Rear Gray Fiberglass Caps
- Full Turning Radius
- Furnace - 30K BTU
- Glass Enclosed Shower
- In-Floor Storage
- Key Hook / Cork Board
- LED Flood Lights: Door Side (2), Rear (2), Road Side (2)
- LED Interior Lights
- LED Light Bar
- LED Running Lights
- Lights: Step, Hitch
- LP Tanks - Dual 30 LBS
- Medicine Cabinet w/Crown Molding
- Microwave w/Range Hood, Oven
- Pillow Top Mattress w/Bedsread
- Pleated Shades
- Powder Coated Chassis, Drop Down
- Radius Entry Door
- Ramp Door - 7.5', Vacuum Bonded
- Refrigerator - Large, Double Door
- Self-Adjusting Brakes
- Stabilizer Jacks - Rear, High Clearance (2)
- Stainless Steel Galley Sink w/Pull Out Faucet
- Stereo AM/FM CD/DVD w/Outside Speakers
- Tie Downs
- Tinted Windows, X-Large
- Triple Radius Entry Door Step
- TV Antenna w/Cable Hook-Up
- TV Living Room, X-Large
- USB Charger
- Water Heater - Gas DSI, 6 Gal
- Water Purification System

Optional Upgrades

	3117CL	3515iKG	3822CL	3824CL
150 Gallon Fresh Water	✓	✓	✓	✓
A/C 15K BTU IPO 13.5K	✓	✓	✓	✓
A/C Bedroom - 13.5K BTU	✓	✓	✓	✓
Add A Wall	✓	✓	✓	✓
Black Tank Flush	✓	✓	✓	✓
Central Vacuum System	✓	✓	✓	✓
Chair - One Extra	N/A	N/A	✓	✓
Chairs - 2 Extra	N/A	N/A	✓	✓
Chairs - 2 IPO Sofa w/Bay Wdw	✓	✓	✓	✓
CSA Canada	✓	✓	✓	✓
Dinette IPO Sofa w/Bay Wdw	✓	N/A	✓	✓
Double Att-A-Lounge	✓	✓	✓	✓
Electric Awning w/Light	✓	✓	✓	✓
Electric Beds (2) w/Bunk Ladder, Hi-Clear.	✓	✓	✓	✓
Electric Bed / Dinette	✓	✓	✓	✓
Electric Ramp Door Lift	✓	✓	✓	✓
Exterior TV Bracket & Hookups	✓	✓	✓	✓
Folding Ladder	✓	✓	✓	✓
Frameless Windows	✓	✓	✓	✓
Fuel Station - 36 Gal	✓	✓	✓	✓
Fuel Station - 51 Gal Split	✓	✓	✓	✓
Generator - 5.5 ONAN w/Transfer Switch	✓	✓	✓	✓
Heated Enclosed Tanks	✓	✓	✓	✓
Kicker Stereo System w/Touchscreen	✓	✓	✓	✓
Ramp Door Patio Fence	✓	✓	✓	✓
Rear Table & Legs	N/A	✓	✓	✓
Refrigerator - X-Large	✓	✓	✓	✓
Slide-Out Living Room (Doorside)	N/A	✓	✓	✓
Slide-Out Living Room (Roadside)	✓	STD	✓	✓
Solar Panel - 10 Watt	✓	✓	✓	✓
Solar Panel - 160 Watt	✓	✓	✓	✓
Solid Surface Galley Top w/Covers	✓	✓	✓	✓
Spare Tire & Carrier	✓	✓	✓	✓
Thermo Pane Windows	✓	✓	✓	✓
Tie-Downs - 2 Extra	✓	N/A	✓	✓
TV Bedroom - X-Large	✓	✓	✓	✓
TV Living Room - 2X-Large	✓	✓	✓	✓
TV Living Room - 3X-Large	N/A	✓	N/A	N/A
Water Heater - Gas DSI / Electric, 6 Gal	✓	✓	✓	✓
Water Heater - Gas DSI, 10 Gal	✓	✓	✓	✓
Water Heater - Gas DSI / Electric, 10 Gal	✓	✓	✓	✓
Winterize	✓	✓	✓	✓
Centurion Package	Glass Lav Bow w/Deluxe Faucet, Solid Surface Lav Top (Must Include Solid Surface Galley Opt) - Black or Brown Countertops Available			

Optional Upgrades

	3312MC	3316MC	3914Ci
150 Gallon Fresh Water	✓	✓	✓
Chairs - 2 Extra	✓	✓	✓
CSA Canada	✓	✓	✓
Electric Bed / Dinette	✓	✓	✓
Electric Fireplace	✓	✓	✓
Electric Ramp Door Lift	✓	✓	✓
Frameless Windows	✓	✓	✓
Half Bath	N/A	✓	✓
Loft Bed	N/A	✓	STD
Ramp Door Patio Fence	✓	✓	✓
Solar Panel - 10 Watt	✓	✓	✓
Solar Panel - 160 Watt	✓	✓	✓
Thermo Pane Windows	✓	✓	✓
Tie-Downs - 2 Extra	N/A	N/A	✓
TV Bedroom - X-Large	✓	✓	✓
TV Rear - X-Large (Inside/Outside Bracket)	✓	✓	✓
Washer/Dryer Ready	✓	✓	✓
Water Heater - Gas DSI / Electric, 10 Gal	✓	✓	✓
Winterize	✓	✓	✓

Centurion Package
 Glass Lazy Bowl w/Deluxe Faucet, Solid Surface Lazy Top (Must Include Solid Surface Galley Opt) - Black or Brown Countertops Available

- 102" Wide Body Design
- 16" Deluxe Aluminum Rims
- 50 AMP Service
- A/C Bedroom - 13.5K BTU
- A/C Living Room - 15K BTU
- Add-A-Wall
- Att-A-Lounge w/Table
- Black Tank Flush
- Built-In Air Compressor
- Carpet Kit - Upgraded
- Central Vacuum System

Standard Features

- Decorative Slide Treatments
- Deluxe Aluminum Fender Skirts
- Deluxe Futon on Electric Bed
- Double J Sofa w/Dual Recliners (3914 only)
- Double J Sofa w/Single Recliner (3312 & 3316 only)
- Dual Windows Cargo Area
- Electric Awning w/Light
- Electric Bed - 2nd Gen Queen Size
- Enclosed Under Belly
- Entry Swing-Out Assist Handle
- Exterior Shower
- Floors - Aluminum Framed, Vacuum Bonded
- Folding Side Ladder
- Front & Rear Gray Fiberglass Caps
- Front Cap Lights
- Fuel Station - 51 Gal Split
- Furnace - 30K BTU
- Generator - 5.5 ONAN w/Transfer Switch
- Heavy Duty Flooring in Garage
- In-Floor Storage
- Interior Grab Handle - Wood
- LED Lights - Interior
- Kicker Stereo System w/Touchscreen
- LED Flood Lights: Doorside (2), Rear (2), Roadside (2)
- LED Running Lights
- LED Light Bar
- Lights: Step, Hitch
- LP Tanks - Dual 30 LBS
- Medicine Cabinet w/Crown Molding
- Microwave w/Range Hood, Oven
- Outside Speakers
- Pleated Shades
- Powder Coated Chassis, Drop Down
- Radius Entry Door
- Ramp Door - 7.5", Vacuum Bonded
- Refrigerator - X-Large, Double Door
- Rubber Roof - Seamless, 1-Piece
- Self-Adjusting Brakes
- Shower - Glass Enclosed
- Sliding Glass Door (3914 only)
- Solid Surface Galley Top w/Covers
- Spare Tire w/Carrier
- Stabilizer Jacks - Electric, Front/Rear
- Stereo AM/FM CD/DVD Deluxe Combo
- Storage - Oversized w/Slam Latches
- Tie Downs
- Tinted Windows, X-Large
- Triple Radius Entry Door Step
- TV Antenna w/ Cable Hook-Up
- TV Living Room - 3X-Large w/Remote
- TV Swing Out Bracket - Living Room
- USB Charger
- Walk On Roof
- Water Heater - Gas DSI, 10 Gal
- Water Purification System



Eclipse Recreational Vehicles Inc. strongly encourages our retail customer to purchase from their local dealership whenever possible.

- Our Dealers are as a rule, independently owned and operated businesses. Outside of those customers they personally sold products to, they are not contractually obligated to perform warranty service of Eclipse products that were purchased elsewhere. There may be an occasion that you would be required to return to the point of purchase to satisfy warranty requirements.
- Although many dealerships will eventually service products not purchased at their place of business, they will usually take care of their customers and other Eclipse customers who are traveling away from their local dealer as they would their own.
- Local purchases allow a customer to establish a relationship with a dealer close to home. This relationship provides the customer with a convenient location for service and support from a local dealer.
- The opportunity for a thorough inspection (PDI) and product orientation is an additional benefit of buying from your local dealer, further providing the opportunity for refresher courses and the ability to get questions answered much more conveniently.
- For our Canadian customer, there are also requirements which must be met to bring an RV purchased out of the country to their home. Although not insurmountable, these requirements may involve such things as additional inspections and verifications. Your local Canadian Dealer is a professional at meeting these requirements.

Eclipse Recreational Vehicles, Inc.'s goal is for all RV Owners to fully enjoy their RV experience. In light of this goal, and considering the advantages of buying local, we encourage you to be thorough when determining what product to purchase and which dealer to purchase it from, as both are key to your ultimate satisfaction and the realization of our dreams.



Metal	GVWR	Dry Weight	Hitch Weight	Axle Weight	Exterior Height	O.A. Length	Fresh Water	Gray Water	Black Water	LP Capacity
1913CB	7500	5540	660	4880	11'-6"	26'-1"	54 Gal.	50 Gal.	50 Gal.	20#
2114SF	9900	6550	880	5670	11'-8"	27'-9"	104 Gal.	50 Gal.	50 Gal.	40#
2315CB	9900	6575	720	5855	11'-6"	30'-1"	54 Gal.	50 Gal.	50 Gal.	40#
2314SF	9900	6428	913	5515	11'-8"	29'-3"	104 Gal.	50 Gal.	50 Gal.	40#
2415AK	9900	6700	1020	5680	11'-8"	29'-3"	104 Gal.	50 Gal.	50 Gal.	40#
2514AK	9900	TBD	TBD	TBD	11'-8"	30'-8"	104 Gal.	50 Gal.	50 Gal.	40#
2714SF	9900	6940	915	6025	11'-8"	31'-10"	104 Gal.	50 Gal.	50 Gal.	40#

Lite

1814FG	7500	4900	590	4310	11'-6"	23'-9"	54 Gal.	50 Gal.	50 Gal.	20#
1913CBG	7500	5240	680	4560	11'-6"	26'-1"	54 Gal.	50 Gal.	50 Gal.	20#
2114SFG	9900	6120	890	5230	11'-8"	27'-9"	104 Gal.	50 Gal.	50 Gal.	40#
2315CBG	9900	5960	690	5270	11'-6"	30'-1"	54 Gal.	50 Gal.	50 Gal.	40#
2314SFG	9900	6140	970	5170	11'-8"	29'-3"	104 Gal.	50 Gal.	50 Gal.	40#
2415AKG	9900	6450	1040	5410	11'-8"	29'-3"	104 Gal.	50 Gal.	50 Gal.	40#
2514AKG	9900	6760	1080	5680	11'-8"	30'-8"	104 Gal.	50 Gal.	50 Gal.	40#
2714SFG	9900	6808	985	5823	11'-8"	31'-10"	104 Gal.	50 Gal.	50 Gal.	40#

Wide Lite

2716CRG	9900	7230	1025	6205	11'-8"	32'-2"	104 Gal.	50 Gal.	50 Gal.	60#
2716WBG	9900	7310	1180	6130	11'-8"	32'-0"	104 Gal.	50 Gal.	50 Gal.	60#
2816SWG	9900	7280	1060	6220	11'-8"	33'-4"	104 Gal.	50 Gal.	50 Gal.	60#
3220SWG	13000	8495	1390	7105	11'-8"	37'-4"	104 Gal.	50 Gal.	50 Gal.	60#
3214iKG	13500	9390	1470	7920	12'-1"	37'-4"	104 Gal.	50 Gal.	50 Gal.	60#

Wide Lite 5th Wheel

2816LKG	11900	8915	2015	6900	12'-9"	31'-6"	126 Gal.	40 Gal.	40 Gal.	60#
2817CKG	11900	8755	2035	6720	12'-9"	31'-6"	126 Gal.	40 Gal.	40 Gal.	60#
3220LKG	13500	9385	2255	7130	12'-9"	35'-6"	126 Gal.	40 Gal.	40 Gal.	60#
3221CKG	13500	9180	2160	7020	12'-9"	35'-6"	126 Gal.	40 Gal.	40 Gal.	60#

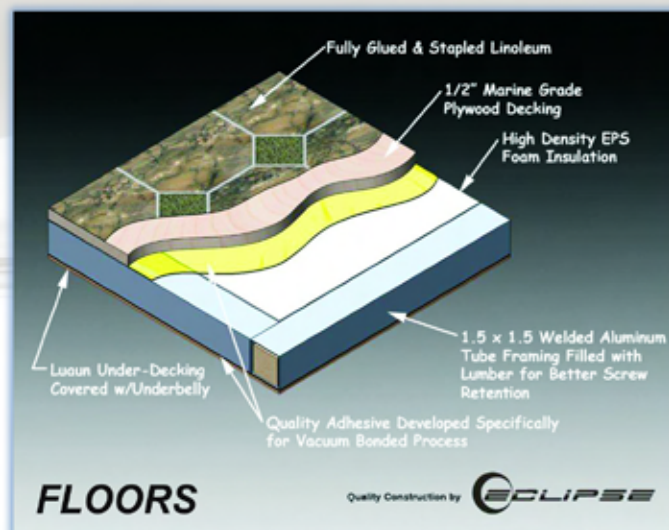
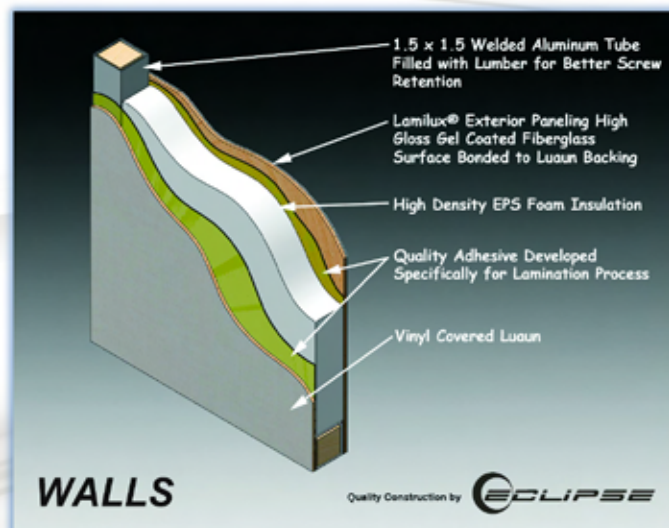
Wide Body 5th Wheel

3117CL	14000	10490	2810	7680	13'	34'-11"	126 Gal.	50 Gal.	40 Gal.	60#
3419CL	15000	11280	3590	7690	13'	36'-5"	126 Gal.	50 Gal.	40 Gal.	60#
3515iKG	16500	12540	3260	9280	13'	39'-8"	126 Gal.	50 Gal.	40 Gal.	60#
3822CL	17000	11785	3790	7960	13'	40'-5"	126 Gal.	50 Gal.	40 Gal.	60#
3824CL	17000	12100	3440	8660	13'	42'-5"	126 Gal.	50 Gal.	40 Gal.	60#

Garage 5th Wheel

3312MC	16500	12515	2910	9605	13'	39'-6"	130 Gal.	50&40 Gal.	40 Gal.	60#
3316MC	17500	13400	3300	10100	13'	43'-6"	130 Gal.	50&40 Gal.	40 Gal.	60#
3914Ci	18000	13980	3100	10880	13'	43'-4"	130 Gal.	40&40 Gal.	45 Gal.	60#

Fiberglass-Laminated, Aluminum-Framed



Aluminum Framed, Vacuum Bonded

Eclipse RV Sponsoring the HOTTEST Off-Road Superstars!

MOTOCROSS

ICONIC

JEREMY McGRATH
facebook.com/eclipserv
eclipservmfg.com

RACING

WOLFPACK

ROCKSTAR

Makita

www.eclipservmfg.com www.utvwolffpack.com



**THE
LEADER OF
TOY
HAULERS**

ICONIC



Manufactured by Eclipse Recreational Vehicles, Inc.
3016 Kansas Ave., #14
Riverside, CA 92507
(951) 684-6868
www.EclipseRVMfg.com



All product data, graphics and photography in this brochure were as accurate as possible at press time. Subsequent refinements during the model year may be evident in the actual product. Eclipse RV, Inc. reserves the right to change prices, colors, materials, equipment and specifications without notice - as well as to add, modify or discontinue models shown in promotional materials and/or on its website. Unloaded vehicle weight and carrying capacities will vary upon optional equipment.

Your Local Eclipse Dealer is: