

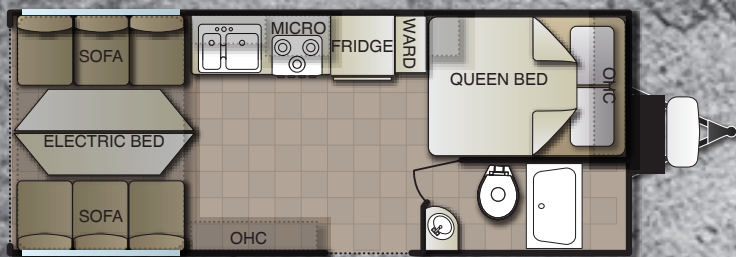
POWERLITE

TOY HAULERS

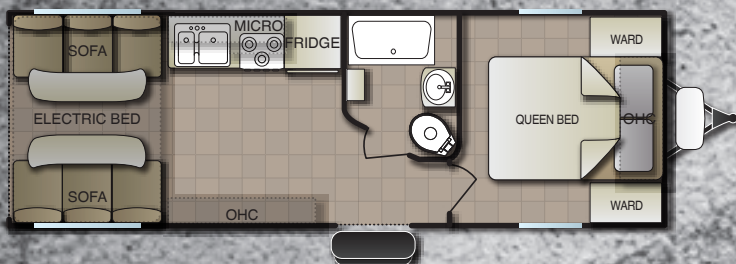


Pacific
Coachworks

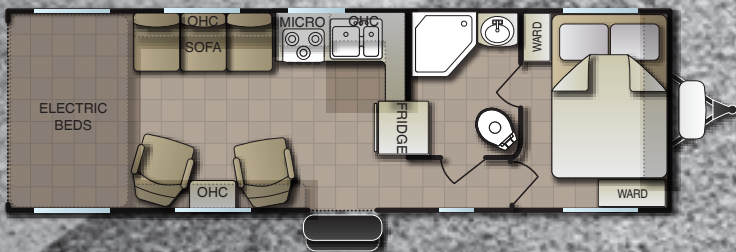
XL TOY HAULERS



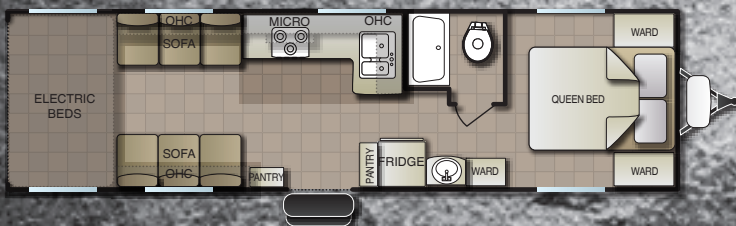
20CBXL



24FBXL



26FBXL



27FBXL

TOY HAULER STANDARDS

INTERIOR

- A/C 13.5 BTU - Ducted WA
- Custom Command Center
- Laminated Counter Tops w/Edge
- Large Double Door Refrigerator
- Large Oven w/Cooktop
- LED Lighting
- Light Soffit Over Medicine Cabinet
- Tub Surround
- Microwave Oven
- Next Level Floor Covering Throughout
- Porcelain Toilet
- Rear Electric Bed
- Roller Shade Window Coverings
- Sani - Flush Black Tank
- Skylight Bath
- Stainless Appearance Appliances
- Stereo/Amp/BT/DVD/Bluetooth
- Upgraded Window Shades

EXTERIOR

- Aluminum Frame Construction
- Awning - Power w/LED
- Blacked Out Wheels
- DSI Water Heater
- Dual LPG Bottles w/Cover
- Exterior Folding Ladder
- Flood Lights - BLUE
- Front Diamond Plate
- Keyless Entry
- LED Lights
- Radius Entry Door w/Assist

Handle

- Sani Flush - Black Tank
- Solar Ready
- Spare Tire
- Stab Jacks (4)
- Toy Lock - U Channel
- TV Antenna w/Cable Hook-Up
- Walk On Roof

OPTIONS

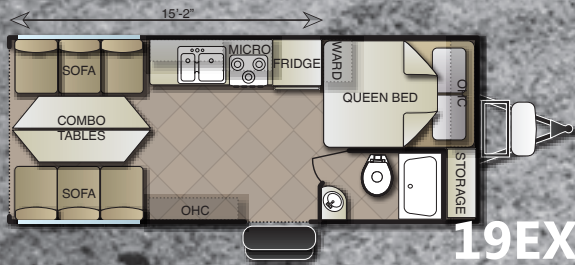
- 2nd Lift Bed
- 160 W Solar w/Inverter
- 20 Gal Fuel Station
- 40 Gal Fuel Station
- Aluminum Wheels (4) IPO Black-Bunk Ladder
- Chair (1) Models 20 & 24
- Custom Carpet Kit
- Diamond Plate Flooring - Cargo Area
- Front Fiberglass Cap
- Generator Onan 4.0
- Glass Bath Enclosure
- Heated Tanks - Pads
- Patio Cables
- Power Tongue Jack
- Pressure Sprayer
- Rear "BIG AIR" Lounge
- Rear Screen Wall
- Sink Cover
- Sofa Slide Out - 27FBXL
- Tankless Water Heater
- TV LCD - Ceiling Mount
- Winterizing Kit



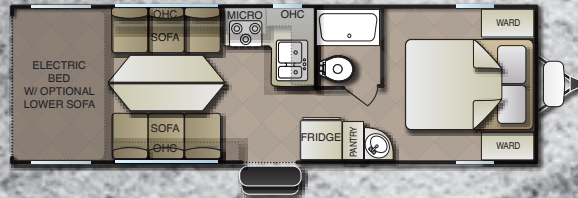
27FBXL, Shown in Synchronicity Mink Decor



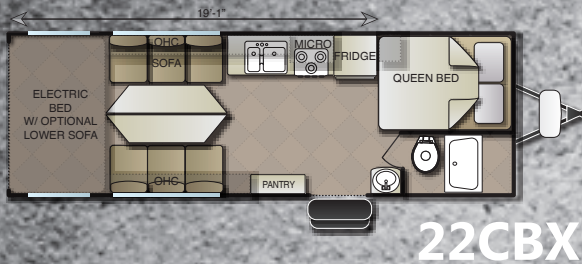
METAL X TRAVEL TRAVELS



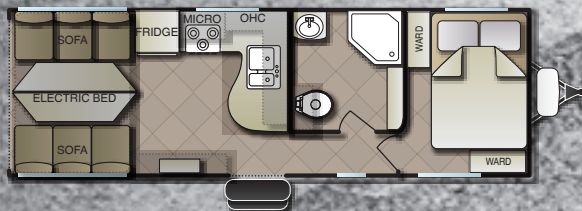
19EX



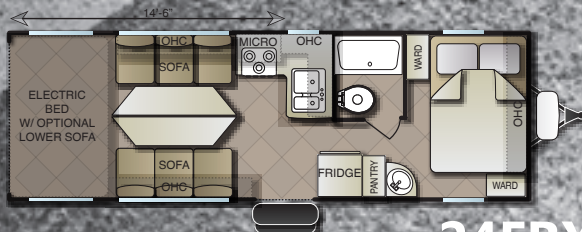
26FBX



22CBX



23FBX



24FBX

*Pacific Coach
the highest quality
and toy haulers
dedicated to est
trusted RV dealer
which are equal
with your best in
on exceeding cu
the highest level*

SPECIFICATIONS

MODEL	19EX	20 CBXL	22CBX	23FBX
EXT LENGTH	26'-1"	25'-11"	28'-10"	28'-10"
EXT WIDTH	102"	102"	102"	102"
INT HEIGHT	94"	94"	94"	94"
CARGO R/S	6'-2"	12'	12'	12'
CARGO C/S	13'-11"	17'-10"	17'-10"	13'-11"
GVWR	9,900	9,900	9,900	9,900
AXLE WEIGHT	4,390	4,880	5,700	5,000
HITCH WEIGHT	550	800	780	900
UVW	4,980	5,720	6,520	6,000
PAYLOAD	4,920	4,180	3,380	3,800
FRESH WATER	50 GAL	100 GAL	100 GAL	100 GAL
GRAY WATER	40 GAL	40 GAL	40 GAL	40 GAL
BLACK WATER	40 GAL	40 GAL	40 GAL	40 GAL
FUEL TANK	18 GAL	18 GAL	18 GAL	18 GAL

NOTES: Unloaded vehicle weight (UVW) information is based on standard configuration without fluids or popular options. Actual weight may vary. Payload capacity is limited by distribution, fluids, or popular options. Weights and capacities are approximate.

hworks is committed to providing quality travel trailers, fifth wheels, as at an unsurpassed value. We are establishing lasting partnerships with dealers, vendors, and suppliers, all of us fully committed to conducting business with your interests in mind. Our team is focused on exceeding customer expectations by providing the highest level of customer support and service.

METAL X STANDARDS

INTERIOR

- A/C 13.5 BTU - Ducted WA
- Custom Command Center
- Medicine Cabinet
- Laminated Counter Tops w/Edge
- Large Double Door Refrigerator
- Large Oven w/Cooktop
- LED Lighting
- Rear Folding Sofa
- Microwave Oven
- Porcelain Toilet
- Rear Electric Bed (1) - Opt. 20CBX
- Roller Shade Window Coverings
- Skylight Bath
- Stainless Appearance Package
- Stereo w/Bluetooth
- Tub Surround
- Next Level Floor Covering Throughout

- Radius Entry Door w/Assist Handle
- Sani Flush - Black Tank
- Solar Ready
- Spare Tire
- Stab Jacks (4)
- Toy Lock - U Channel
- TV Antenna

OPTIONS

- 20 Gal Fuel Tank
- 160 W Solar w/Inverter
- 2nd Lift Bed
- 40 Gal Fuel Tank
- Aluminum Wheels IPO Black
- Bunk Ladder
- Chair (1)
- Chairs IPO Sofa - Curb Side
- Custom Carpet Kit
- Diamond Plate Cargo Floor
- Exterior Folding Ladder
- Generator Onan 4.0
- Glass Bath Enclosure
- Heated Tanks - Pads
- Patio Cables
- Power Tongue Jack
- Pressure Sprayer
- Rear Screen Wall
- Sink Cover
- Sofa - Single Rear "Floating"
- Tankless Water Heater
- TV LCD - Ceiling Mount
- Winterizing Kit

EXTERIOR

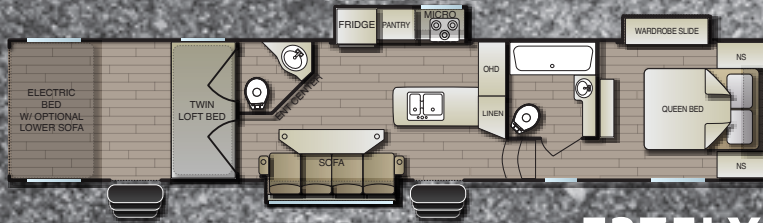
- 102" Wide Body Construction
- Awning - Power w/LED
- Blacked Out Wheels
- DSI Water Heater
- Dual LPG Bottles w/Cover
- Flood Light
- Front Diamond Plate
- Generator Ready
- Keyless Entry
- LED Lighting

22FBX	24FBXL	24FBX	26FBX	26FBXL	27FBXL
29'-7"	29'-7"	31'-1"	32'-6"	32'-11"	34'-10"
102"	102"	102"	102"	102"	102"
94"	94"	94"	94"	94"	94"
6'-1"	6'-1"	12'-6"	12'-6"	11'-5"	12'-8"
14'-3"	14'-3"	17'	17'-2"	15'-7"	16'-10"
9,900	9,900	9,900	9,900	9,900	9,900
5,440	5,440	5,160	5,740	6,500	5,800
900	900	900	1,020	980	1,120
6,380	6,380	6,100	6,800	7,520	6,960
3,520	3,520	3,800	3,100	2,380	2,940
100 GAL	100 GAL	100 GAL	100 GAL	100 GAL	100 GAL
40 GAL	40 GAL	40 GAL	40 GAL	40 GAL	40 GAL
40 GAL	40 GAL	40 GAL	40 GAL	40 GAL	40 GAL
18 GAL	18 GAL	18 GAL	18 GAL	18 GAL	18 GAL

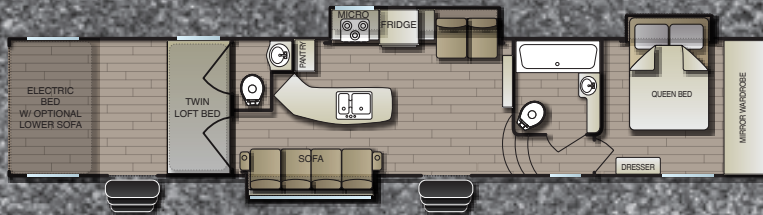
intended as a guide only and does not include water, load capacity does not include the weight of water, approximate and are subject to change without notice.

LUXURY 5TH WHEELS

5TH WHEEL STANDARDS



F375LX



F385LX



F395LX

F395LX, Shown in Onyx Decor



INTERIOR

- 1 Piece Fiberglass Tub Surround (N/A 325)
- 12.3 Cubic ft. Double Door Refrigerator (8 cu ft 325)
- A/C 15.0 BTU - Ducted
- Beaver Tail Floor w/Storage Bin
- Custom Carpet Kit - Cargo Area
- Dimable LED Lighting
- Double Carpet Padding - BR
- Ducted Furnace - 40,000 BTU
- Glass Shower Enclosure
- High Rise Pull Out Galley Faucet
- Large Pots/Pans Drawer /Galley
- LINK PAD Universal Technology (N/A 325)
- Max Air Vent in Living Area (N/A 325)
- Metal Ball Bearing Drawer Guides
- Microwave Oven 30" Residential (N/A 325)
- Next Level Floor Covering
- Porcelain Toilet
- Rear Electric Bed w/Roll Over Dinette (OPT 325)
- Roller Shade Window Coverings
- Sani Flush - Black Tank
- Skylight Bath
- Solid Surface Tops - Galley & Lavy
- Stainless Appearance Appliances
- Stereo/BT/DVD/Soundbar
- TV LCD - 40"
- Upgraded Residential Style Furniture

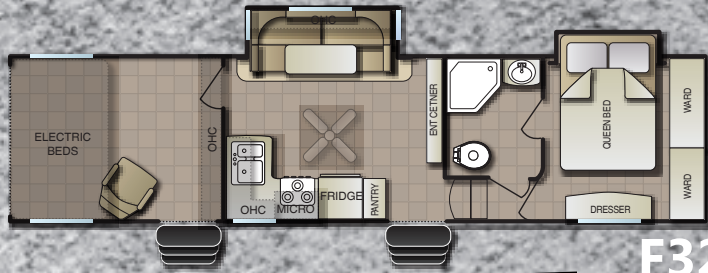
EXTERIOR

- 40 Gal Fuel Tank w/Pump Station
- 6 Point Lippert Level Up System (N/A 325)
- 7000 LB Triple Axles
- 8' Ramp Door w/Gray Fiberglass
- Aluminum Frame Construction
- Awning - Power w/LED Strip
- Custom 16" Wheels
- Custom Colored High Glass Front Cap
- DSI Water Heater - 10 Gallon
- Exterior Ladder
- Exterior Utility Command Center
- Front Diamond Plate
- Generator Onan 5.5
- Gray Slide Out End Walls and Ramp Door
- Ground Effects Light Package
- Heated & Enclosed Tanks
- Keyless Entry Door
- Pressure Washer
- Slam Latch - Radius Compartment Doors
- Solar Ready
- Solid Surface Flush Mount Sink Cover
- Spare Tire
- Traillair Equa Flex Suspension
- Traillair Roto Flex Front Hitch
- TV Antenna w/Cable Hook-Up
- Ultra High Glass Mediallion Ext.

5TH WHEELS



F295FS



F325

SPECIFICATIONS

MODEL	F295FS	F325	F375LX	F385LX	F395LX
EXT LENGTH	34'-6"	41'-11"	44'-3"	44'-9"	44'-9"
EXT WIDTH	102"	102"	102"	102"	102"
INT HEIGHT	101"	101"	101"	101"	101"
CARGO R/S	13'-5"	13'	13'	13'	16'
CARGO C/S	13'-4"	13'	13'	13'	16'
GVWR	14,800	16,800	19,800	19,800	19,800
AXLE WEIGHT	6,695	9,830	TBD	TBD	10,820
HITCH WEIGHT	2,840	2,750	TBD	TBD	3,160
UVW	9,595	12,580	TBD	TBD	13,980
PAYLOAD	5,205	4,220	TBD	TBD	5,820
FRESH WATER	170 GAL	170 GAL	170 GAL	170 GAL	170 GAL
GRAY WATER	50 GAL	100 GAL	50 GAL	100 GAL	100 GAL
BLACK WATER	50 GAL	50 GAL	90 GAL	90 GAL	50 GAL
FUEL TANK (OPT)	40 GAL	40 GAL	40/20 GAL	40/20 GAL	40/20 GAL

NOTES: Unloaded vehicle weight (UVW) information is intended as a guide only and does not include water, fluids or popular options. Actual weight may vary. Payload capacity does not include the weight of water, fluids, or popular options. Weights and capacities are approximate and are subject to change without notice.

5TH WHEEL STANDARDS

INTERIOR

- A/C 13.5 BTU - Ducted
- Custom Command Center
- Laminated Counter Tops w/Edge
- Large Double Door Refrigerator
- Large Oven w/Cooktop
- LED Lighting
- Light Soffit O/Medicine Cabinet
- Microwave Oven
- Next Level Floor Covering
- Porcelain Toilet
- Rear Electric Bed (1)
- Roller Shade Window Coverings
- Skylight Bath
- Stainless Appearance Appliances
- Stereo/Amp/BT/DVD/SubW
- Tub Surround
- Upgraded Furniture - Sofa & (2) Chairs

EXTERIOR

- Aluminum Frame Construction
- Aluminum Wheels
- Awning - Power w/LED
- DSI Water Heater
- Eight (8) Foot Ramp Door
- Exterior Ladder
- Flood Light - BLUE
- Front Diamond Plate
- Keyless Entry
- LED Lighting
- Radius Entry Door w/Assist Handle

- Sani Flush - Black Tank
- Solar Ready
- Spare Tire
- Stab Jacks (2)
- TV Antenna w/Cable Hook-Up
- Walk On Roof

OPTIONS

- 15.0 BTU A/C IPO 13.5
- 160 W Solar w/Inverter
- 2nd A/C BR - 13.5 BTU w/50 Amp
- 2nd Lift Bed
- 40 Gal Fuel Station
- Bunk Ladder
- Custom Carpet Kit
- Diamond Plate Flooring
- Generator Onan 4.0
- Generator Onan 5.5
- Heated & Enclosed Tanks
- Livingroom Sofa Slide Out
- Patio Cables
- Plus 4' Cargo
- Pressure Sprayer
- Rear "BIG AIR" Lounge
- Rear Screen Wall
- Sink Cover
- Solid Surface Calley & Lavy Top - F295
- Tankless Water Heater
- TV LCD - Ceiling Mount
- Wardrobe Slide Out - F295 ONLY
- Winterizing Kit



POWERLITE

Pacific
Coachworks

951-686-7294 | www.pacificcoachworks.com



All information included in this brochure is the latest at the time of publication. Pacific Coachworks reserves the right to make changes and to discontinue at any time, without notice, prices, colors, materials, equipment, accessories, specifications, models, and packages, without incurring any obligations to make the same or similar changes to trailers. All vehicles built by Pacific Coachworks, Inc. include a one year factory warranty. Roadside Assistance via Coach-Net is also included.

Pacific Coachworks • 3411 N. Perris Blvd., Perris, CA 92571

SEPTEMBER 2016