

VIA

WINNEBAGO



WHY VIA?

Mercedes-Benz® Sprinter chassis

Infotainment Center with Rand McNally RV GPS

Available Mobileye® collision avoidance system

Powered patio awning with LED lighting and metal wrap

Ultraleather™ furniture
MCD solar/blackout roller shades

Froli® Deluxe Sleep System
Threshold™ Quiet RV entrance door

Tankless water heater (25P)

VIA



Click on this icon throughout the brochure to link to more information on the web.

WINNEBAGO



On the Cover: 25P Charcoal Bronze Full-Body Paint

25P Tidewater with High-Gloss Marbella Cabinetry

Class A Like You've Never Seen Before

The Via® redefined the Class A motorhome with the introduction of the Mercedes-Benz® Sprinter Chassis. That original design has been further refined to deliver the fuel economy and smooth performance you've come to expect from the Sprinter, with additional headroom and cab room for a more enjoyable ride. The chassis also allows for more

interior and exterior storage, and the cab offers additional seat boosters to level the swivel seats with living area. Both 25-foot Via floorplans are loaded with innovation, such as the waterfall countertop and the Deluxe Froli® Sleep System. See what's possible in a nimble Class A coach with the Winnebago Via.



Recognized Quality

The Recreation Vehicle Dealer Association annually rates RV manufacturers and awards the Quality Circle Award to manufacturers that provide exceptional products, service and support. Winnebago Industries is proud to be the only manufacturer that has received this award every year since its inception.




25P Dinette

The Via greets you with carefully selected fabric collections and in-demand features such as LED lighting and MCD solar/blackout roller shades. The 25T offers a moveable pedestal table that can be placed in front of the Flexsteel® Fold N Tumble sofa or the swivel cab seats that turn to create a nice conversation area. If you prefer the versatility of the BenchMark® dinette, select the 25P and enjoy the hidden storage beneath the seats and the quick conversion into a sleeping area. Enjoy all of today's top shows on the HDTV with an available satellite TV antenna.



25P Dinette Seats Extended




25P Dinette Table Extended



25P Dinette as Bed

The galley design of the Via is all-new in both models, blending the contemporary style you desire with the features you need for life on the road. The waterfall countertop is sure to be a conversation starter in the 25P, along with the stylish glass heat shield above the range and the two-tone cabinet doors. The 25T boasts an open layout with a large galley window so you can enjoy the view while you prepare meals.






25P Residential Stainless Steel Refrigerator/Freezer



25P Residential Stainless Steel Refrigerator/Freezer Open



Range Cover




Range Cover Open



Microwave/Convection Oven



The Via is all about options. Choose a corner queen bed in the 25P or opt for the Flex Bed in the 25T that converts from a king bed into two twin beds at your convenience. Add the StudioLoft™ to the cab of either model and you'll be ready to travel with the entire family. Overnight guests will love the flexible shower in the bathroom, while you'll appreciate the retractable shower door that self-cleans as it opens.




Dash


The Sprinter chassis has perfected Class A cab ergonomics with an additional 17" of headroom and your choice of a driver-side door or additional interior and exterior storage. Mercedes-Benz enhances this fun-to-drive coach with standard safety features such as power mirrors with defrost, a sideview camera system and an available collision avoidance system. The 6" touchscreen monitor incorporates an infotainment system with CD/DVD player, Bluetooth™ connectivity and the Rand McNally GPS for accurate turn-by-turn directions.



Mobileye



Front Wraparound Curtain



Cab Reclined with Booster



Powered Patio Awning with LED Lighting

The Sprinter chassis gives the Via a distinct appearance, which truly stands out when you select the premium full-body paint. Add polished stainless steel rocker panel trim and additional exterior chrome accents by choosing the available Deluxe Package. A powered patio awning with LED lighting and a metal wrap come standard. High-end details such as the Threshold™ Quiet RV Door and a large compartment with dedicated storage straps for your golf clubs make travel in your Via that much more enjoyable.



Stylized Aluminum Wheels



Automatic Entrance Steps



Powered Mirrors with Defrost and Camera



Entrance Door with Screen



Exterior Entertainment Center



Exterior Storage



Exterior Storage

Fiberglass Roof The crowned, one-piece fiberglass roof is backed by a 10-year limited parts-and-labor roof skin warranty.

Thermo-Panel® Sidewalls By layering fiberglass and high-density block foam insulation with welded aluminum support structures, we create some of the industry's strongest, most durable and lightweight sidewalls.

E-Coating An electrodeposition coating helps protect critical steel components.

Embedded Steel Metal substructures embedded into the sidewall provide solid attachment points to keep cabinets and appliances mounted securely in place.

Laser-Cut Tubing Precision laser cutters create precise joints in structural steel that are stronger and require less welding.

Interlocking Joints Specially engineered interlocking joints connect the floor, sidewalls and roof where competitors often rely on simple screws to bear the weight.

Solid Framework Aluminum extruded in our own facility to our exacting standards creates an extremely strong and solid structural framework.

**SUPER
STRUCTURE**
BUILT TO LAST

Every coach—from our smallest Class C to our largest diesel-pusher model—is built to Winnebago's® legendary SuperStructure® construction standards. It's a process developed and refined over more than 50 years of building some of the strongest, most durable coaches in the industry.

TESTING

Before rolling out of our factories, every coach undergoes an extensive 113-point inspection. Each coach also passes a high-pressure water test that simulates rain at a rate of 50-inches per hour to check for leaks. During the design process, our computer simulations, physical testing center, and rigorous test track ensure each model is built to last.




DETAILS

At Winnebago, we treat the features you can't see with the same care as the ones you can. Look in the access panels of some of our competitors' coaches and you'll see loose insulation and wires haphazardly strewn about. Winnebago maintains a clean fit and finish throughout so your coach will last for the long haul.



BUILT IN-HOUSE

We extrude our own aluminum. We rotocast our own plastic components. In fact, we manufacture most of our own parts so they are designed to fit the space, rather than fitting the space to an awkward off-the-shelf component size.




**SUPER
STRUCTURE**
BUILT TO LAST

W Visit BetterBuiltRVs.com to gain real insight into what goes into a Winnebago motorhome.

TAKE A TOUR

We're proud of our processes, state-of-the-art facilities, and the people who make Winnebago number one. We invite you to visit our complex in Forest City, Iowa, for a firsthand look at the dedication and technology behind every motorhome we build.

Call (641) 585-6936 or (800) 643-4892 or visit us online at WinnebagoInd.com/company/visit for more information.

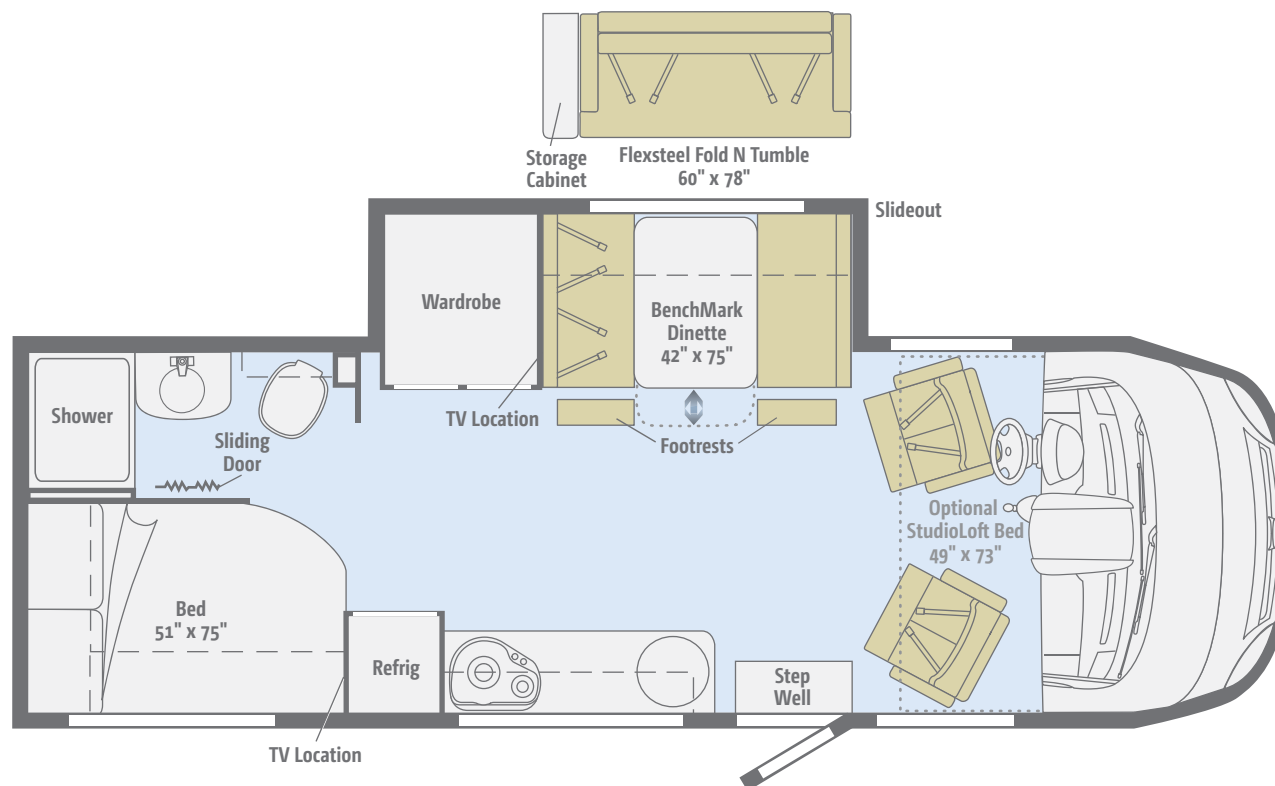




Click here to explore this floorplan's web page.

25P

Feast your eyes on the new galley design with a waterfall countertop and your choice of a BenchMark® dinette or Flexsteel® Fold N Tumble sofa.



**Standard
Ultraleather**

Vinyl

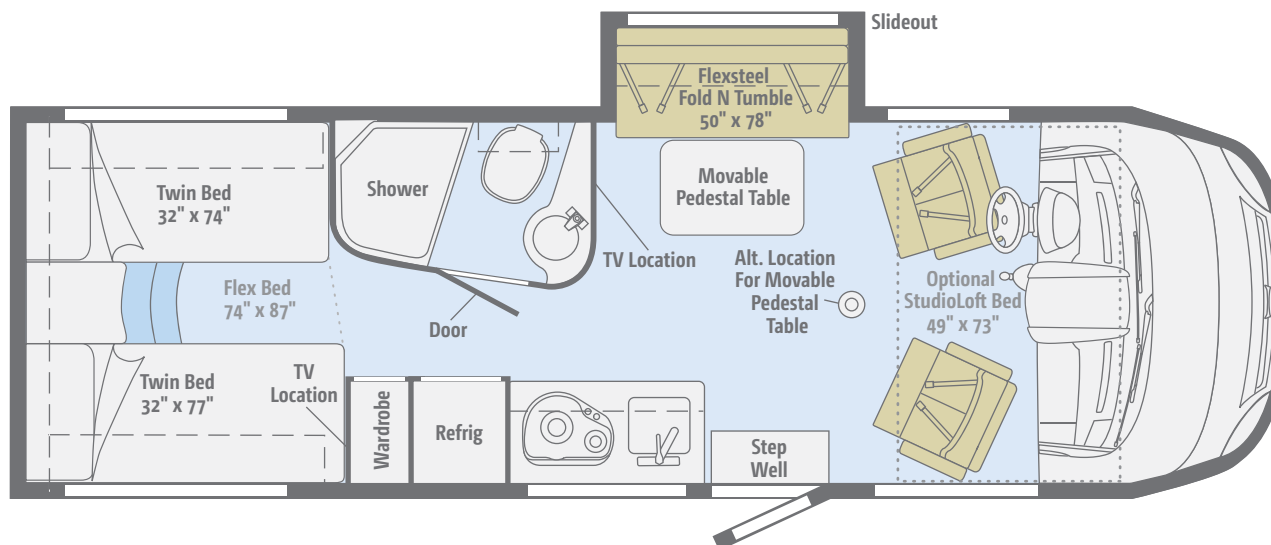
Dimensions shown are for sleeping space only and may vary due to styling differences. Dashed lines denote overhead storage areas. Floorplans and specifications are also available online at WinnebagoInd.com.



Click here to explore this floorplan's web page.

25T

With the versatile Flex Bed, convertible Fold N Tumble sofa and the available StudioLoft bed, the 25T is ready for any adventure.



Standard
Ultraleather

Carpet

Vinyl

Dimensions shown are for sleeping space only and may vary due to styling differences. Dashed lines denote overhead storage areas. Floorplans and specifications are also available online at WinnebagoInd.com.

Choose from three fabric collections and two wood finishes.

Incline



Ultraleather



Feature Fabric



Bed Cover



Laminate Countertop



Vinyl Flooring



Aosta Cherry



High-Gloss Marbella

Winnebago® reserves the right to change décor materials and specifications without notice or obligation.

Choose from three fabric collections and two wood finishes.

Arrow



Ultraleather



Feature Fabric



Bed Cover



Laminate Countertop



Vinyl Flooring



Aosta Cherry



High-Gloss Marbella

Winnebago® reserves the right to change décor materials and specifications without notice or obligation.

Choose from three fabric collections and two wood finishes.

Tidewater



Ultraleather



Feature Fabric



Bed Cover



Laminate Countertop



Vinyl Flooring



Aosta Cherry



High-Gloss Marbella

Winnebago® reserves the right to change décor materials and specifications without notice or obligation.

The streamlined appearance of the Via is enhanced with deluxe graphics or available full-body paint, giving it more depth and shine.



Dark Bronze Mist
DELUXE GRAPHICS

The streamlined appearance of the Via is enhanced with deluxe graphics or available full-body paint, giving it more depth and shine.



Stormy Gray
FULL-BODY PAINT



Charcoal Bronze
FULL-BODY PAINT

WEIGHTS & MEASURES

Length	25'5"	25'5"
Exterior Height ¹	11'	11'
Exterior Width	7'6"	7'6"
Exterior Storage ² (cu. ft.)	70	92
Awning Length	16'	16'
Interior Height	6'5"	6'5"
Interior Width	7'3"	7'3"
Freshwater Tank Capacity ³ (gal.)	29	28
Water Heater Capacity (gal.)	Continuous	6
Holding Tank Capacity - Black/Gray ³ (gal.)	34/40	36/36
LP Capacity ⁴ (gal.)	13	13
Fuel Capacity (gal.)	26.4	26.4
GCWR ⁵ (lbs.)	15,250	15,250
GVWR (lbs.)	11,030	11,030
GAWR - Front (lbs.)	4,410	4,410
GAWR - Rear (lbs.)	7,720	7,720
Wheelbase	170"	170"

Mercedes-Benz® Sprinter F50 Chassis

3.0L 6-cylinder, 188-hp, turbo-diesel engine, 5-speed automatic Tip Shift transmission, 220-amp alternator

Electronic Stability Program (ESP)

Trailer Hitch⁶ 5,000-lb. drawbar/500-lb. maximum vertical tongue weight w/7-pin connector

Stainless steel wheel liners

Slideroom lock system

OPTIONAL EQUIPMENT

Alcoa forged aluminum alloy wheels

25P	25T
25'5"	25'5"
11'	11'
7'6"	7'6"
70	92
16'	16'
6'5"	6'5"
7'3"	7'3"
29	28
Continuous	6
34/40	36/36
13	13
26.4	26.4
15,250	15,250
11,030	11,030
4,410	4,410
7,720	7,720
170"	170"

Available Deluxe Package

(Requires Stormy Gray or Charcoal Bronze Premium Full-Body Paint)

(Requires interior w/High-Gloss Marbella cabinetry)

Polished stainless steel rocker panel trim, chrome exhaust tip, rearview mirrors and door handles, assist handle

Cab Conveniences

Cab Seats armrests, adjustable lumbar support, headrest, swivel/slide, recline

Cab lounge seat cushions

Power steering w/tilt wheel

Power door lock w/remote for main entry door

3-point seat belts

Dash appliqué package

Removable 1-piece fitted carpet liner

12-volt powerpoints

Power mirrors w/defrost and built-in sideview video camera system

Cruise control

Chassis/house battery radio power switch

Sunvisors

Front wraparound curtain

Rearview monitor system

Infotainment Center with Rand McNally RV

GPS 6" touch screen color monitor w/split screen function, Rand McNally RV GPS safe & easy routing, amenities & tools, trips & content, turn-by-turn voice guidance, AM/FM radio w/CD/DVD player, handheld remote, Sirius XM™ (subscription not included), iPod®/iPhone® audio integration, Bluetooth™, USB, color rearview camera

OPTIONAL EQUIPMENT

Mobileye® collision avoidance system

Interior

OnePlace® systems center

Soft vinyl ceiling

Stereo System AM/FM, alarm clock, CD/DVD player, Bluetooth™, input jack

28" HDTV (25T)

32" HDTV (25P)

Satellite system ready

LED ceiling lights

MCD solar/blackout roller shades

Amplified digital TV antenna system

Roof vent w/powered ventilator fan (galley)

Vinyl flooring throughout

Dual USB charger

OPTIONAL EQUIPMENT

Satellite TV antenna system

Dual-pane coach windows w/built-in screen and shade

StudioLoft™ bed over the cab

Galley

Microwave/convection oven w/touch control

2-burner range top w/glass cover

Norcold® double-door refrigerator/freezer

Stainless steel sink w/glass cover

Folding faucet (25P)

Laminate countertops

Decorative backsplash

Water filtration system (cold water only)

Bath

Flexible showerhead

Retractable, self-cleaning shower screen

Skylight

Toilet w/foot pedal and sprayer

Mirror

Powered roof vent

Molded laminate sink (25P)

Stainless steel sink (25T)

Tissue holder

Towel bar (25P)

Towel ring(s) (25T)

Bedroom

Flex Bed System twin beds/queen bed w/foam mattress, pillows w/shams, and access to storage below (25T)

Double bed w/headboard, foam mattress, mattress cover, pillow shams (25P)

24" HDTV

Room divider curtain

OPTIONAL EQUIPMENT

Froli® deluxe sleep system

Exterior

Premium high-gloss sidewall skin
Powered patio awning w/LED lighting and metal wrap
Threshold™ Quiet RV entrance door
Retractable screen door
Automatic entrance door steps
Lighted storage compartment (in select compartments)
Mud flaps (rear)
Porch light w/interior switch
Stepwell light w/interior switch
Golf bag storage compartment w/framework and straps to secure two golf bags (25P)

OPTIONAL EQUIPMENT

Driver-side door w/power lock and power window (NA w/StudioLoft)
Lower front protective mask (requires full-body paint)

Heating & Cooling System

14,800 BTU air conditioner w/heat pump
20,000 BTU low-profile furnace

Electrical System

Service Center cable TV input, 30-amp. power cord, portable satellite dish hook-up
AC/DC load center, 45-amp. converter/charger
Auxiliary start circuit
Battery disconnect system (coach)
2 deep-cycle, Group 24 RV batteries
Automatic dual-battery charge control
3,600-watt Cummins Onan® MicroQuiet™ LP generator
1,000-watt DC/AC inverter
Exterior AC duplex receptacle

OPTIONAL EQUIPMENT

3,200-watt Cummins Onan diesel generator
100-watt solar panel/battery charger

Plumbing System

Service Center color-coded labels, city water hookup/tank diverter fill, drainage valves, 10' sewer hose, exterior wash station w/lighted pump switch
TrueLevel™ holding tank monitoring system
Tankless water heater (25P)
6-gallon water heater w/electric ignition, 110-volt/LP (25T)
Winterization Package w/siphon tube
On-demand water pump
Permanent-mount LP tank w/remote fill
Water tank fill w/lockable door
Heated drainage system
Sewage pump macerator (25T)
Holding tank flush system

Safety

Child seat tether anchor (25P)
LP, smoke, and carbon monoxide detectors
10 BC fire extinguisher
Ground fault interrupter
High-mount brake lamps
Daytime running lights
Fog lights

Warranty⁶

12-month/15,000-mile basic limited warranty⁷
36-month/36,000-mile limited warranty on structure⁷
10-year limited parts-and-labor warranty on roof skin⁷

FOOTNOTES

1. The height of each model is measured to the top of the tallest standard feature and is based on the curb weight of a typically equipped unit. The actual height of your vehicle may vary by several inches depending on chassis or equipment variations. Please contact your dealer for further information.
2. The load capacity of your motorhome is designated by weight, not by volume, so you cannot necessarily use all available space when loading your motorhome.
3. Capacities are based on measurements prior to tank installation. Slight capacity variations can result due to installation applications.
4. Capacities shown are tank manufacturer's listed water capacity (W.C.) Actual filled LP capacity is 80% of listing due to overfilling prevention device on tank.
5. Actual towing capacity is dependent upon your particular loading and towing circumstances, which includes the GVWR, GAWR and GCWR as well as adequate trailer brakes. Please refer to the Operator's Manual of your vehicle for further towing information.
6. See separate chassis warranty.
7. See your dealer for complete warranty information.

NA Not Available

Not all items available in combination. See dealer for details.

Winnebago's® continuing program of product improvement makes specifications, equipment, model availability, and prices subject to change without notice. Published content reflects the most current product information at time of printing. Please consult your dealer for individual vehicle features and specifications.





Let us host
your next

Adventure



WGOAdventures.com

Connect with Winnebago (Click one of the following)



Like us



Follow us



Watch us



Show your Winnebago love
with high-quality gifts and wearables.



Apparel | Gifts | Parts | Gear

WinnebagoOutdoor.com

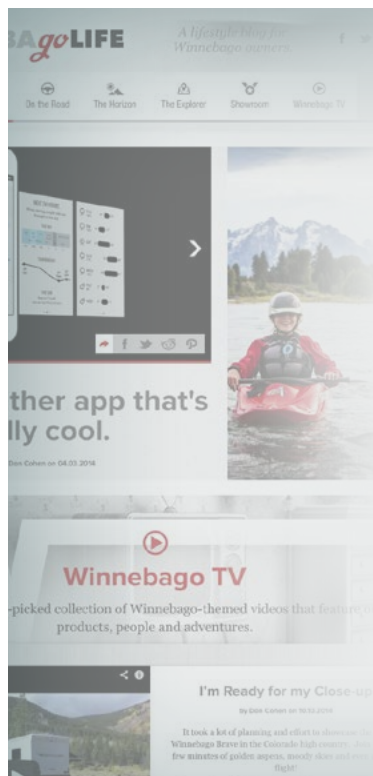
Find your style



WINNEBAGO
OUTDOOR

WinnebagoInd.com Has All The Answers

Visit WinnebagoInd.com on your computer, smartphone, or tablet for the latest product information and updates.



Welcome to GoLife!

Visit our lifestyle blog
for motorhome news,
personal travelogues,
and community stories.

WinnebagoLife.com

goLIFE

PREFERRED CARE PROGRAM

We back our motorhomes with best-in-class support both before and after the sale:

- 12-month/15,000-mile basic limited warranty
- 36-month/36,000-mile limited warranty on structure
- 10-year limited parts-and-labor warranty on fiberglass roof
- Complimentary 24-hour roadside assistance program
- TripSaver® Fast Track Parts guarantees that in-stock warranty parts ship directly to your dealer within 24 hours
- National dealer service network



For more information, visit us
WGOService.com



From RV to personal insurance, Winnebago RV Insurance can provide all the coverage and services you need to feel at home on the road.

For more information:
(800) 642-4892



CONTACT US

GENERAL INQUIRIES

Corporate Switchboard
(641) 585-3535

CURRENT PRODUCT OWNER AND SERVICE-RELATED INQUIRIES

(800) 537-1885
or @winnebagoind.com

NEW VEHICLE SALES INQUIRIES

sales@winnebagoind.com

FAX

(641) 585-6966

POSTAL ADDRESS

Winnebago Industries, Inc.
P.O. Box 152
Forest City, IA 50436

STREET ADDRESS

Winnebago Industries, Inc.
605 West Crystal Lake Road
Forest City, IA 50436



Join the Club, Join the Fun

Here's the perfect way to begin your life on the road as the owner of a new Winnebago – by joining the exclusive WIT Club. Start your adventure with other fun-loving WIT Club members from across the country and get the most out of your new Winnebago motorhome.



Members enjoy:

- Caravans and rallies
- Newsletters
- Local and state group activities
- RV travel benefits

See more at
WITClub.com



Grand National Rally

Each year, thousands of Winnebago owners descend upon Forest City, Iowa. Rally-goers enjoy an unforgettable week reconnecting with friends, taking tours, participating in activities, and more. Join the adventure next July!