

LIFESTYLE

LUXURY FIFTH WHEELS





Cream cabinets are enhanced by the rich espresso wood accents throughout the living room. Luxury appointments include a 50-inch flat screen TV, fireplace and dishwasher.



EXPERIENCE THE LIFESTYLE.

LIFESTYLE LUXURY FIFTH WHEELS

EXPERIENCE THE LUXURY LIFESTYLE.

The new Lifestyle Luxury RVs exude the perfect combination of high-end luxury, residential convenience and quality construction. Lifestyles are uniquely engineered to maximize full-time living while also creating a spacious, open concept for a feeling of home. Each Lifestyle is designed inside and out specifically for full-time travel from the spacious residential living areas to the robust Titan 2.0 frame. The new Lifestyle Luxury RVs are designed with all the amenities of home and with more than just a touch of luxury. Welcome to the new Lifestyle Luxury RV—a different RV company.



Storage is never sacrificed, especially in the kitchen. Taking all the amenities from home on the road is no issue with a kitchen hutch in addition to the large pantry and kitchen cabinets.



The state of the art induction cooktop helps cut cooking time in half.

REMARKABLE KITCHENS

LIFESTYLE LUXURY

CHOOSE A KITCHEN PERFECT FOR COOKING AND ENTERTAINING.

Many Lifestyle models feature kitchen island layouts and galley kitchens providing generous preparation areas. All Lifestyle kitchens come standard with Corian® countertops, double stainless-steel sinks and top-of-the line stainless steel appliances.



The 3612RL features a massive island that houses the double basin sink with pull-down spray faucet. Also standard is the double-door, residential refrigerator complete with in-the-door water and ice.



A stainless steel dishwasher is standard and conveniently built into the kitchen island.



A fully stocked kitchen is a must when entertaining on the road. All Lifestyles are furnished with extra-large pantries with sliding drawers for an organized and easy-to-use space.



A large island kitchen opens to the living room in the 3612RL with plenty of room for entertaining guests. The extra tall slide out houses a freestanding dining table that converts to a computer desk and theatre seating. A sofa in the rear becomes a hide-a-bed when it's time for some shuteye.



TIME TO UNWIND ...

Take the time to enjoy the simple pleasures in life, like relaxing in your standard King-size bed. At the end of the day's adventure unwind with a movie in bed compliments of the 40-inch flat screen TV, also standard. Large wardrobes flanked by beautiful ornamental stonework, provide residential-size storage featuring storage shelves. The built-in dresser adds more room for the necessities while allowing full movement around sleeping quarters.

Beautiful Bathrooms.


Spacious Lifestyle baths bring a touch of home to the road with a residential walk-in shower. Natural light floods the bathroom from the skylight above the shower. The vanity is stylish and easy-to-clean with Corian countertops and under mount solid surface sink.





Bedrooms feature optional king beds and copious closet and wardrobe space ready to outfit your next adventure.

LIFESTYLE



- 1 TPO Hybrid Roofing
- 2 OSB Decking
- 3 Two Layers, Owens Corning Fiberglass Insulation
- 4 FlexFoil™
- 5 High Grade Aluminum 16" on Center
- 6 Decorated Interior Ceiling Board

A ROOF STRUCTURE

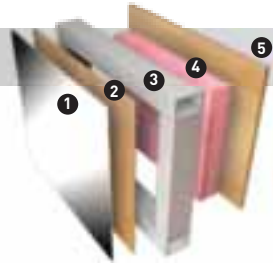
Straight line Trussed Roof with R-38 Insulation.

Reinforced Trusses run entire length.

Multi-Layer wall, floor & ceiling design

Whole-House (Integrated) Climate Control

Superior Moisture Resistance




- 1 Gel-Coat Fiberglass
- 2 Luan Backer
- 3 High-Grade Aluminum Frame
- 4 Block Foam Insulation
- 5 Decorated Interior Wall Board

B WALL STRUCTURE

Walls that stand up to the elements and support a luxury Lifestyle RV.

Layers of gel-coat fiberglass, high grade aluminum framing, insulation and FlexFoil™ all protecting decorated interior wall board.



- 1 Carpet/Linoleum
- 2 Rebond Carpet Pad
- 3 5/8" Tongue and Groove Plywood
- 4 High Grade Aluminum Floor, 12" on Center
- 5 AirDam Insulation
- 6 Owens Fiberglass Non-Airgap Blanket covering entire floor
- 7 FlexFoil Insulation
- 8 Polystranded Vapor Barrier
- 9 Titan 2.0 Chassis System
- 10 Polyflex Vapor Barrier

C FLOOR STRUCTURE

Simply put, absolute coverage.

Carpet/Linoleum set on a Rebond carpet pad and plywood.

Fiberglass Insulation strengthened by a high-grade aluminum floor.

Below, vapor barrier, insulated air space and two additional layers of fiberglass insulation.

All atop a steel frame and an additional vapor barrier.

SUPERIOR STRUCTURE & SURFACE

THE ONE & ONLY LIFESTYLE LUXURY RV

YOUR INVESTMENT IN A LIFESTYLE.

Your decision to invest in a Lifestyle RV is also an investment in superior engineering and design. From our exclusive Titan 2.0 Chassis System™ to boasting the industry's highest insulation R-values for climate control under extreme weather conditions, we are proud to share all the details of our unique construction processes and quality material specifications.



Box-framed Steel Deck in Bath and Bedroom Area

Exclusive to Lifestyle is a box frame that creates a solid foundation for large bedroom slide systems. With less flexing and twisting, higher structural integrity for support.



CLIMATE CONTROL

Efficient, year-round comfort with the Quiet Performa-Cool system with a dual 15,000 BTU A/C, with heat pump and a 40,000 BTU furnace. A/C ducting is double wrapped with reflective foil insulation.



STORAGE

Lifestyle fifth wheels lead the industry in storage space by featuring a large main pass-through storage area with heavy duty slam latches.



LEVEL UP®

- One-touch automatic leveling
- Level the RV in less than 1 minute
- Lightweight aluminum jacks



ALUMI-TREAD

- Sleek, Euro-style design
- Lightweight, durable aluminum treads
- Anti-slip rubber grooves

equa-flex



- Reduces fore-to-aft trailer movement
- Absorbs road shock and vibration
- Delivers a ride as smooth as torsion axles



THE CUSTOM ENGINEERED TITAN 2.0 CHASSIS SYSTEM

The Titan 2.0 Chassis System is custom engineered to each brand of the full line of Lifestyle Luxury fifth-wheels. Titan 2.0 Chassis is custom designed to meet the weight and strength specifications of the individual Lifestyle floorplan it supports. Every chassis is custom engineered to perfectly integrate slide outs, leveling, suspension systems with the flex, camber and weight transfer of each unit. The Titan 2.0 Chassis System is then precision matched with the axles and suspension to assure a smoother running lifestyle for years to come.

TITAN 2.0

CHASSIS SYSTEM

FLOORPLANS FOR EVERY LIFESTYLE



LS323RL



LS3612RL



LS3703FL

LS323RL

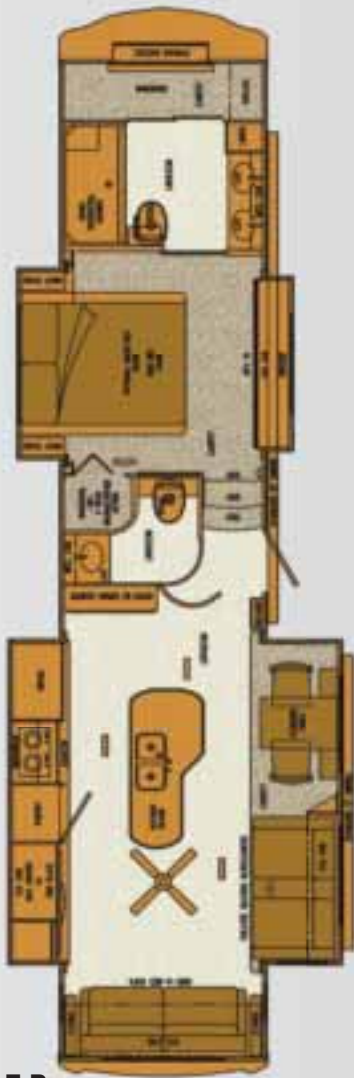
Exterior Length ¹	TBD
Exterior Width	TBD
Exterior Height with standard A/C	TBD
Hitch Weight (lb) ³	TBD
Unloaded Vehicle Weight (lb) ³	TBD
Net Carry Capacity (lb) ³	TBD
7000lb Axles (number of)	TBD
Fresh Water Capacity with Water Heater (gal) ⁴	TBD
Black/Gray Holding Tank Capacity (gal)	TBD

LS3612RL

Exterior Length ¹	35' 9"
Exterior Width	102"
Exterior Height with standard A/C ²	13' 1"
Hitch Weight (lb) ³	TBD
Unloaded Vehicle Weight (lb) ³	TBD
Net Carry Capacity (lb) ³	TBD
7000lb Axles (number of)	2
Fresh Water Capacity with Water Heater (gal) ⁴	75
Black/Gray Holding Tank Capacity (gal)	40/70

LS3703FL

Exterior Length ¹	39' 4"
Exterior Width	102"
Exterior Height with standard A/C	13' 1"
Hitch Weight (lb) ³	TBD
Unloaded Vehicle Weight (lb) ³	TBD
Net Carry Capacity (lb) ³	TBD
7000lb Axles (number of)	2
Fresh Water Capacity with Water Heater (gal) ⁴	75
Black/Gray Holding Tank Capacity (gal)	40/80



LS 383 FB



LS 393 RS



LS 395 SH

*Lifestyle RV reserves the right to change or discontinue at any time, without notice, prices, colors, materials, equipment, accessories, specifications, models, and packages, without incurring any obligations to make the same or similar changes to trailers previously sold. Colors shown may vary due to reproduction and printing processes.

LS 383 FB

Exterior Length ¹	TBD
Exterior Width	TBD
Exterior Height with standard A/C	TBD
Hitch Weight (lb) ³	TBD
Unloaded Vehicle Weight (lb) ³	TBD
Net Carry Capacity (lb) ³	TBD
7000lb Axles (number of)	TBD
Fresh Water Capacity with Water Heater (gal) ⁴	TBD
Black/Gray Holding Tank Capacity (gal)	TBD

LS 393 RS

Exterior Length ¹	TBD
Exterior Width	TBD
Exterior Height with standard A/C	TBD
Hitch Weight (lb) ³	TBD
Unloaded Vehicle Weight (lb) ³	TBD
Net Carry Capacity (lb) ³	TBD
7000lb Axles (number of)	TBD
Fresh Water Capacity with Water Heater (gal) ⁴	TBD
Black/Gray Holding Tank Capacity (gal)	TBD

LS 395 SH

Exterior Length ¹	41'
Exterior Width	102"
Exterior Height with standard A/C	13' 1"
Hitch Weight (lb) ³	TBD
Unloaded Vehicle Weight (lb) ³	TBD
Net Carry Capacity (lb) ³	TBD
7000lb Axles (number of)	2
Fresh Water Capacity with Water Heater (gal) ⁴	75
Black/Gray Holding Tank Capacity (gal)	80/80

LIFESTYLE STANDARDS AND OPTIONS

EXTERIOR—FULL-TIMER PACKAGE (ALL MODELS)

Titan 2.0 wide body chassis with drop frame
Waste master drain system
Heavy-duty leaf springs
Heavy-duty wheel electric brakes
TrailAir pin box with bag
TPMS tire monitoring system
Rear trailer hitch
Aluminum wheels with 16-inch E-rated radial tires
Equa-flex suspension system
EZ lube axle system
Six point hydraulic auto leveling system
Four step Alumi-tread entry steps
Step light
Six-side aluminum frame construction
Two-inch foam insulated poured, high-gloss gel coat sidewall
Exterior entertainment center with 40-inch TV
Plywood and aluminum floor construction
Flex foil insulation package
3.5-inch floor with aluminum joist triple insulated
DiFlex Hybrid roof covering with half-inch plywood
Aluminum frame laminated slide room with walk on roofs
Aluminum stud laminated rear wall
High intensity LED running lights
Painted rear mount roof ladder
Dutch style slam latch doors
Simplicity docking station
Double tint frameless safety glass windows
Marine grade exterior speakers
Power awning with intergraded LED light
Heated and enclosed holding tanks and valves
Full perimeter painted aluminum skirting
Industrial grade flooring in exterior storage area
Oversize basement storage
Rear basement storage (most models)
EZ pullout anodized aluminum quad step
60-pound propane on a slide out tray
Hydraulic slide room system (most slides)
Battery disconnect
Swing out grab handle at entry door
50 amp electrical service with detachable cord
12-volt tank heat pads
Entry step lights
H-seal "squeegee" enclosure wipes
Five-inch aluminum trussed full walk on roof
Electric adjustable pitch vinyl awning
Molded high gloss front and rear caps
Full paint with clear-coat

INTERIOR—PRESTIGE PACKAGE (ALL MODELS)

Soft close drawers
Large flush mount interior LED lights
Water purification system
King-size Simmons pillow-top mattress

Residential slide rooms
MCD day/night roller shades
Designer series light fixtures
Central vacuum
Residential stainless steel convection microwave
Gourmet induction cooktop
Raised-panel upper and lower cabinet doors with hardwood stiles
Corian® solid surface countertop and sink cover
Two-low profile 15,000 Whisper Cool air conditioners with heat pumps
Wood trim window accents
Electric fireplace
23-cubic foot residential refrigerator with in the door ice and water
Two-tone interior wood grain
EZ-store step stool
Designer series kitchen faucet
Max sound music system
Three Maxx air fans with rain sensor
50-inch living room TV
40-inch bedroom TV
Residential theater seating
Bluetooth DVD player
Stainless steel dishwasher
Pub chair height multi-function kitchen table/desk

MORE STANDARD FEATURES

INTERIOR

Extra tall slide out room
Hardwood frame cabinets and raised panel doors
Hidden hinge cabinet doors
Crown molding ceilings and cabinets
Wall switch LED interior lighting
Residential wood plank flooring
USB electronics charging docks
Ultra leather sofas and theater seating
Hardwood dinette table with chairs and workstation
Designer series window lambrequins in living area
H-series air conditioning delivery system
Multiplex heat delivery system
Plywood built drawers with hardwood fronts
Residential drawer guides with soft touch close
Shaw residential carpet with rebond pad
Prepped for washer and dryer
Vented slide room windows
Wood accented ceiling fan
80-inch luxury hide-a-bed

KITCHEN

Under mount stainless steel sink
Solid surface sink and range covers
Built in trash can storage (most models)
Residential size drawers and pantry
Stainless steel appliances
Easy-to-clean backsplash
One touch Fan-Tastic fan with rain sensor
Stainless steel convection microwave

BEDROOM

Residential comforter with pillows
Reading lights over bed
Nightstand with hardwood top and power outlets
Bedroom dresser with hardwood top
Residential headboard
Full height ceilings in front bedroom

BATHROOM

Residential walk in shower one-piece fiberglass
Opaque skylight over shower
Medicine cabinet with vanity lights
Adjustable nickel plate showerhead
Porcelain foot flush toilet
Triple slide safety glass shower door
Corian® sink top with under mount solid surface sink
Fan-Tastic fan with rain sensor

APPLIANCES

40,000 BTU forced air furnace
Quad battery prep
Satellite prep
10-gallon gas/electric/DSI quick recovery water heater

OPTIONS

Two ultra leather recliners IPO theater seating
Washer and dryer
Third air conditioner 13,500 BTU with thermostat sensor
Back up camera with monitor
Slide out awning topper – four slide
Slide out awning topper – five slide
Second power inverter for coach
8,000-pound axle with disc brakes, H-rated Goodyear tires and 17.5-inch wheels
Electric power cord reel
Generator – Onan 5.5-kilowatt LP generator
Ebony full paint with clear coat
Ivory full paint with clear coat

THE LIFESTYLE PEACE OF MIND WARRANTY.

We're so confident in our quality that we're willing to stand behind our fifth-wheels with one of the best warranties in the industry.

- 12-year Roofing Materials Warranty
- 3-Year Limited Structural Warranty*
- 1-Year Limited Warranty
- 1-Year Free Roadside Assistance Program

*Contact your Lifestyle dealer for an applicable copy of all limited warranties

Learn more about our full-line of quality Lifestyle Fifth Wheels. www.lifestylelr.com

COMPLIMENTS OF:

See the above dealer for further information and prices.



51700 Lovejoy Dr. • Middlebury, IN 46540 • Phone: (574) 825-5578 • Fax: (574) 825-5508
www.GoEverGreenRV.com www.LifestyleLRV.com