

# GREY WOLF



## The Only Flo-Coat® Frame in the Industry.

### Flo-Coat® 4X's The Protection of just Galvanizing a Frame

### When Environmental Protection Matters Most Don't Just Dip—Take it to the Next Level

#### Advanced Corrosion Protection

Allied's signature process produces superior corrosion resistance by utilizing a triple layer of protection. First 99.99% pure zinc is applied followed by a conversion coating. Finishing the process is a clear organic topcoat that seals in the protection and produces a smooth shiny appearance.

#### Stronger Than Your Average Steel Tube

We guarantee a minimum 50 ksi yield and 55 ksi tensile on many of our products with the ability to achieve higher properties with different steel chemistry. Compared with many alternatives that demonstrate a 30 ksi yield, Gatorshield® demonstrates the unique ability to offer same strength in a lighter weight tube – **up to 33% stronger!**

#### You Can Weld Galvanized

Due to its 99% pure zinc coating; Flo-Coat® can be easily welded. Contrary to popular belief, all galvanized products do not perform the same with regards to welding suitability. Weld performance is an important feature of Allied's product line and one that has made it a success in several marketplaces for more than 55 years.

#### The Flo-Coat® Process Inherent Advantages

- The cold-forming and quenching process creates the greatest tensile strength vs alternatives.
- Flo-Coat® tubing exhibits greater corrosion resistance because of the synergism created between the coatings; the conversion coating passivates the zinc to slow down the white rust growth process, and the clear top-coat then "seals in" the protection.
- The clear third coating also acts as a primer for painting or powder coating. Extensive pre-cleaning is unnecessary, and excellent adhesion is achieved, even at high baking temperatures.
- Powder coating over Allied's galvanized substrate provides substantial corrosion resistance superiority over powder coating a raw/uncoated substrate. Powder coating over a galvanized surface provides corrosion protection 5-6 times longer than the same over raw or bare surface.
- Welding Flo-Coat® is easily done in the exact same manner as welding bare steel. Allied's zinc coating contains the lowest lead content achievable (99.9% pure zinc, average 13 ppm), so lead oxide fumes generated during welding are kept to an absolute minimum. Hot-dip galvanized products usually contain up to .5% lead (5000 ppm).
- Competitive products tend to flake and chip during fabrication.

#### Exterior Coatings Classifications

Our galvanized tube and pipe is triple-coated externally by using the following sequential processes:

- Galvanizing (zinc coating)
- Conversion coating (for passivation film)
- Clear organic polymer application
- Zinc Coating

 **allied**  
TUBE & CONDUIT®

An Allied Galvanized Steel Product

A PART OF  **atkore**  
INTERNATIONAL

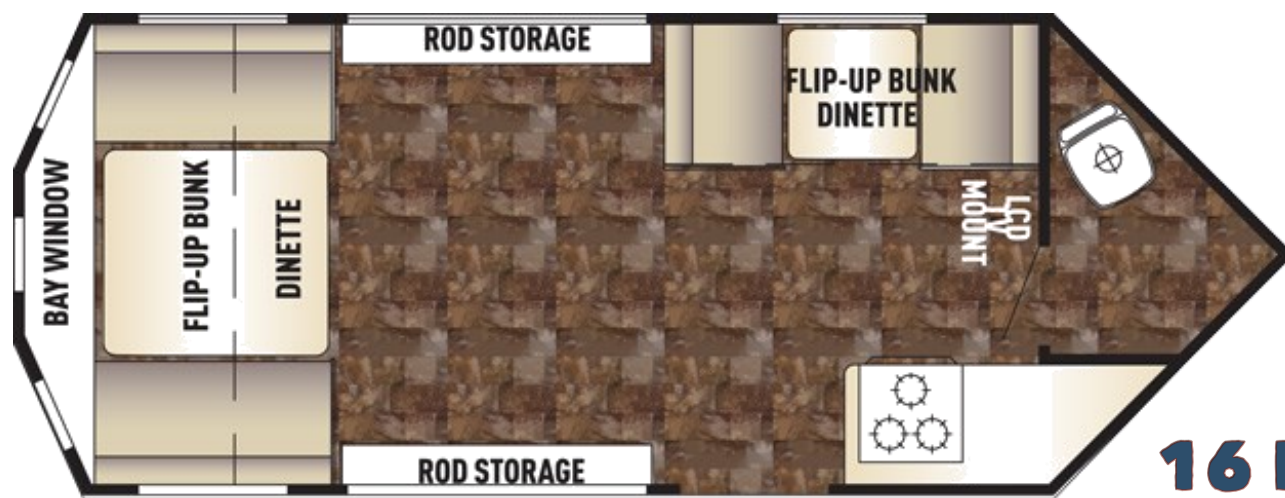


# GREY WOLF

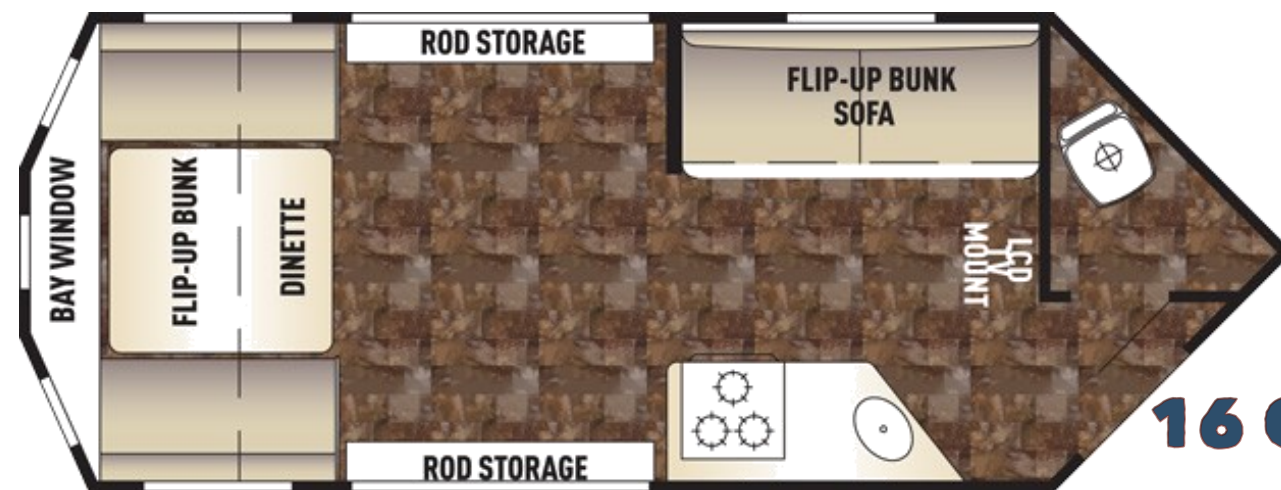
- BIG BAY WINDOW
- ALUMINUM WHEELS
- FLO-COAT GALVANIZED STEEL CHASSIS & POWDER COATED
- LED INTERIOR LIGHTS
- CASSETTE TOILET
- ARTIC SHREDDED FOAM ROOF INSULATION PACKAGE—INDUSTRY FIRST UP TO 41% MORE THAN FIBERGLASS
- HEAVY DUTY RUBBER FLOOR
- FISH CAMERA PRE-WIRED
- LED FISH HOLE LIGHTS
- 40 K BTU DUCTED FURNACE
- THERMOPANE RESIDENTIAL WINDOWS
- FANTASTIC FAN IN BATHROOM
- WHEEL COVERS
- 8 ICE HOLES

- LED EXTERIOR LIGHT STRIP—BOTH SIDES
- VENTED BATTERY BOX
- SOLAR WIRED PREPPED
- AC PREP AND PREWIRE
- TROYER NEVER FAIL LIFT SYSTEM
- SCARE LIGHTS ON BOTH SIDES OF UNIT
- DIAMOND PLATE EXTERIOR BASE
- ROD STORAGE
- SATELLITE READY
- CURB SIDE ENTRANCE
- BIG WINDOWS
- LCD TV LOCATION
- EXTRA LARGE DINETTE
- OVEN WITH COOKTOP
- HD TV ANTENNA
- EXTERIOR OUTLET

- 8' WIDE
- LED EXTERIOR LOCATOR LIGHT
- CD PLAYER— AM FM RADIO
- 5/8" PLYWOOD FLOORS
- FULLY INSULATED SUB FLOOR
- BUBBLE WRAP INSULATION
- UPGRADE RV DOOR WITH DEADBOLT
- 1 YEAR WARRANTY
- COACH NET ROADSIDE SERVICE
- 5" RESIDENTIAL TRUSSED ROOF SYSTEM
- 3/8TH ROOF DECKING—FULLY WALKABLE ROOF
- REVERSIBLE DINETTE CUSHIONS
- SELF EDGED GRANITE STYLED COUNTERTOP
- DETACHABLE SHORE POWER CORD
- PIVOT HITCH— STAY CONNECTED TO TRUCK

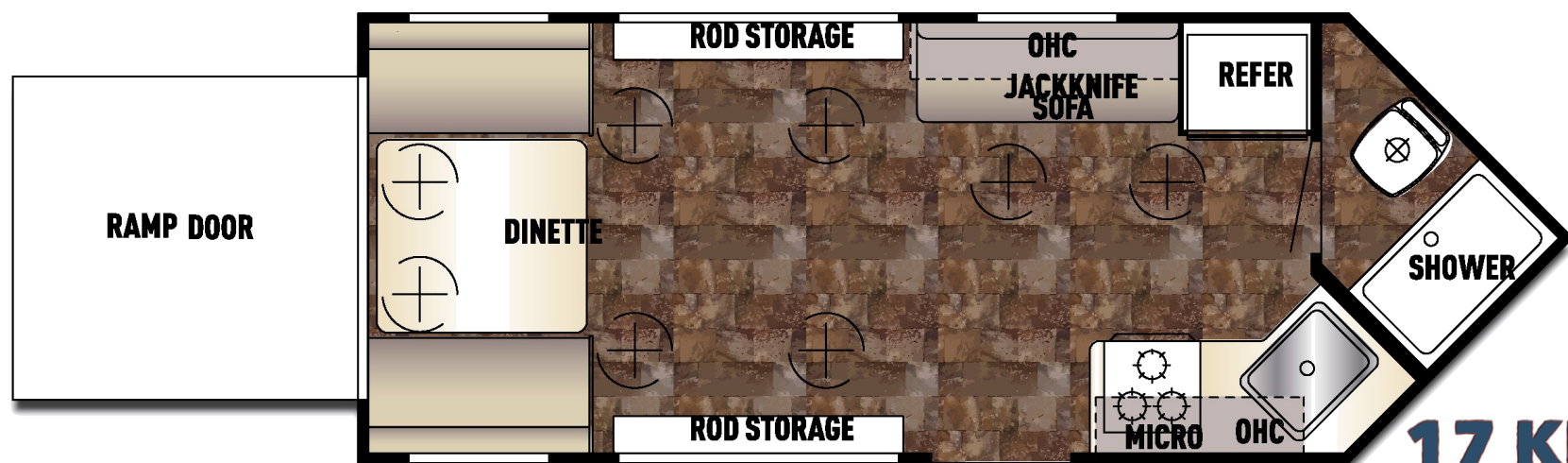


**16 BF**

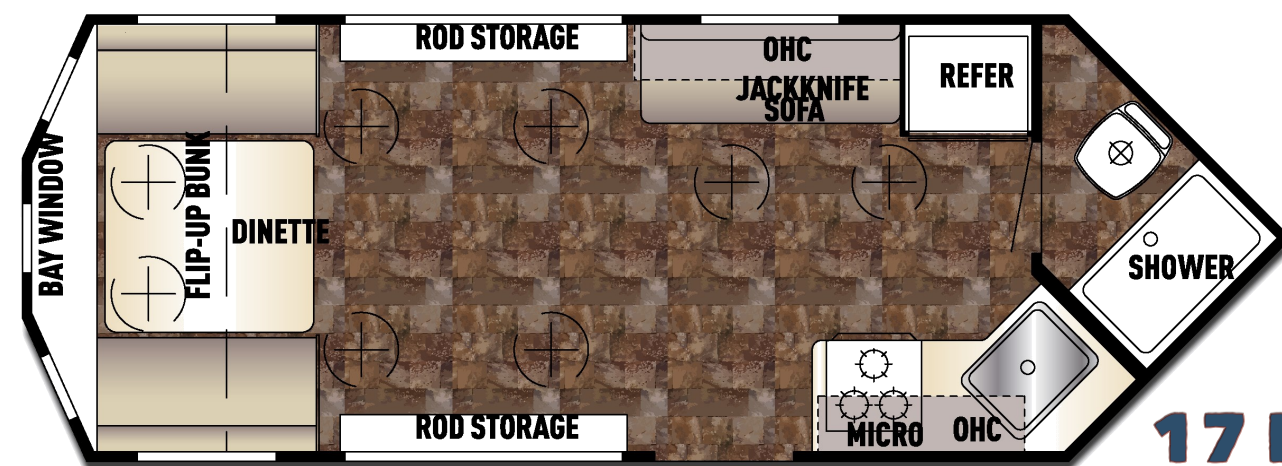


**16 GR**

What You Want to Know	16BF	16GR
Dry Hitch	427 lbs	376lbs
Unloaded Vehicle	3409 lbs	3621lbs
GVWR w/Brakes	5507 lbs	5456lbs
CCC	2039 lbs	1835 lbs
Exterior Length	25'4"	25'4"
Exterior Height w/ AC	10'5"	10' 5"
Furnace BTU	40,000 BTU	40,000 BTU



**17 KL**



**17 MP**

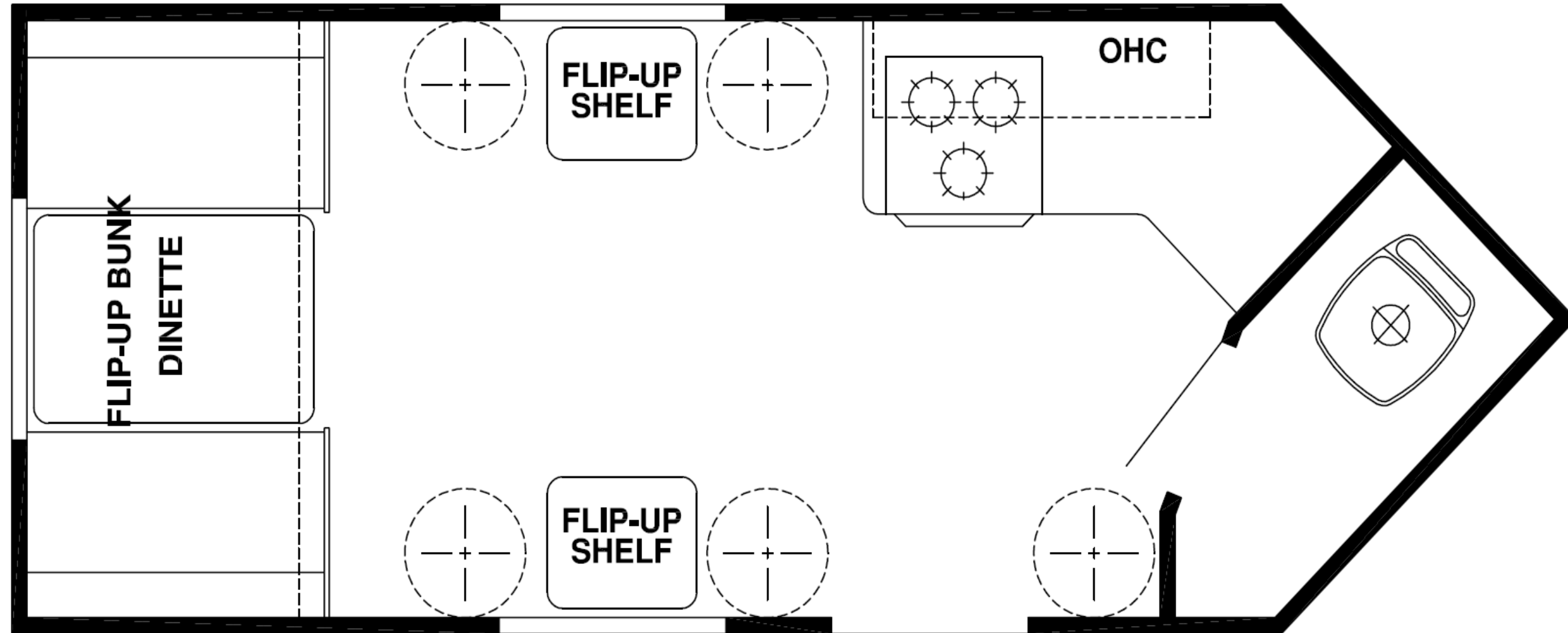
17KL	17MP
514lbs	644lbs
3343lbs	3724lbs
5594lbs	5724lbs
2192 lbs	1941lbs
25'8"	26'1"
10' 5"	10'5"
40,000 BTU	40,000 BTU



# GREY WOLF

## LIGHT WEIGHT SERIES

- FLO-COAT GALVANIZED STEEL CHASSIS & POWDER COATED
- LED INTERIOR LIGHTS
- CASSETTE TOILET
- HEAVY DUTY RUBBER FLOOR
- ARTIC ROOF INSULATION PACKAGE—SHREDDED FOAM
- FISH CAMERA PRE-WIRED
- LED FISH HOLE LIGHTS
- 20 K BTU FURNACE
- THERMOPANE RESIDENTIAL WINDOWS
- FANTASTIC FAN IN BATHROOM
- WHEEL COVERS
- VENTED BATTERY BOX
- SOLAR WIRED PREPPED
- AC PREP AND PREWIRE
- TROYER NEVER FAIL LIFT SYSTEM
- DIAMOND PLATE EXTERIOR BASE
- SATELLITE READY
- CURB SIDE RV STYLE DOOR
- BIG WINDOWS
- EXTRA LARGE DINETTE
- OVEN WITH COOKTOP
- HD TV ANTENNA
- NARROW-BODY
- LCD TV LOCATION
- CD PLAYER— AM FM RADIO
- 5/8" PLYWOOD FLOORS
- FULLY INSULATED SUB FLOOR
- BUBBLE WRAP INSULATION
- 1 YEAR WARRANTY
- COACH NET ROADSIDE SERVICE
- 5" RESIDENTIAL TRUSSED ROOF SYSTEM
- 3/8TH ROOF DECKING—FULLY WALKABLE ROOF
- REVERSIBLE DINETTE CUSHIONS
- SELF EDGED GRANITE STYLED COUNTERTOP
- DETACHABLE SHORE POWER CORD
- PIVOT HITCH— STAY CONNECTED TO TRUCK
- 5 ICE HOLES



# 14NB

What You Want to Know	14NB
Dry Hitch Weight	TBA lbs
Unloaded Vehicle Weight	2656 lbs
GVWR w/Brakes	TBA lbs
Cargo Carrying Capacity	TBA lbs
Exterior Length	TBA
Exterior Height w/ AC	10'5"
Furnace BTU	20,000 BTU