

NASH

*FORGED ON
THE FRONTIER*



www.Northwoodmfg.com

NASH



*...all interiors
are available in:*

Morning Dew

High Desert



Loaded with ALL these Standard Features

- ✓ Equaflex Suspension
- ✓ Certified Off-Road Chassis
- ✓ TG Plywood Floor Decking
- ✓ Plywood Roof Decking
- ✓ Multi Layered Fiberglass Wall

...plus these amenities

- ✓ 12 Volt Power Awning
- ✓ Rear Receiver Hitch
- ✓ 10 Gal. Water Heater
- ✓ Generator Ready

...and these Absolute Northwood Features

- ✓ LED Utility Lighting Inside and Out
- ✓ Custom Built Off Road Certified Chassis
- ✓ Bonded Northwood Roof Truss System
- ✓ Residential Quality Face-Frame
- ✓ Custom Built Cabinetry
- ✓ All Conditions-Insulated & Heated
- ✓ Holding Tanks & Valves (Option All Units)
- ✓ Glue Bonded Construction w/16" O/C Wood Frame, 2x4 Wheel Wells, 2x6 Headers & Steel Reinforcing
- ✓ One Piece Fiberglass Exterior Wall w/ Multiple Laminated Luaun Substrate layers

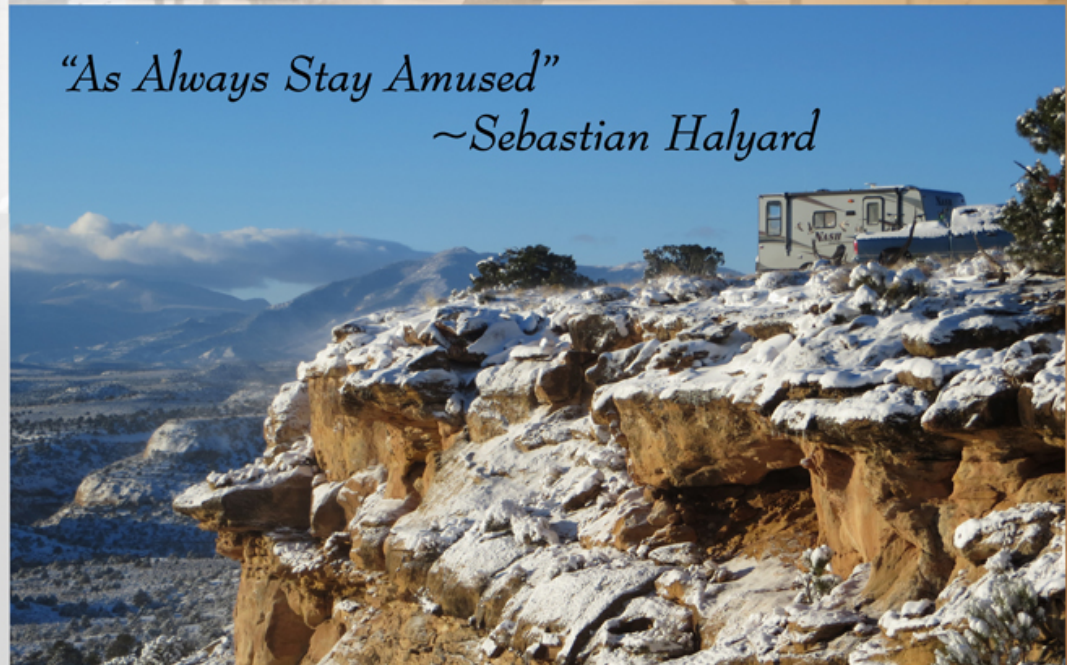
...STANDARD ON EVERY NASH!



"I still spend most of the year disperse camping off-the-grid. I like to drive up spurs off the main forest and desert roads looking for quiet, isolated spots. It wasn't long before there were scratches down both sides of the Nash. But what the hey, it is a recreation vehicle and some of the spurs roads are tight. I'm a full time hard-wall camper. The Nash 17K is proving to be a good home for my two cats and me, and it sure is holding up to all the miles of rough roads."

Sierra Vista, AZ. Sebastian Halyard

"As Always Stay Amused"
~Sebastian Halyard



Exclusive Options for:



Aussie Stainless Swing-out BBQ Grill & ObeCo Outdoor Chef Convenience Center

Aussie Stainless Swing-out BBQ Grill

Mounts directly to the bumper on swing-out arm. Rugged, easy to clean, stainless steel construction, and custom black vinyl travel cover.

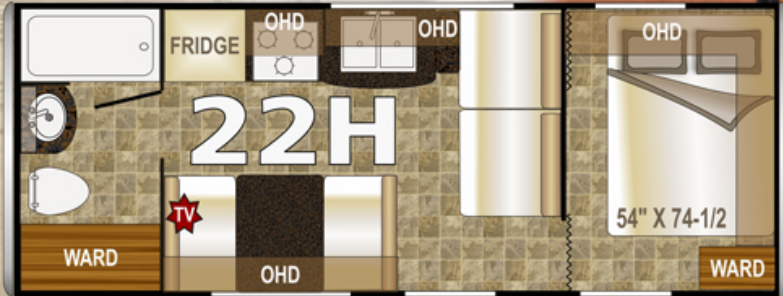
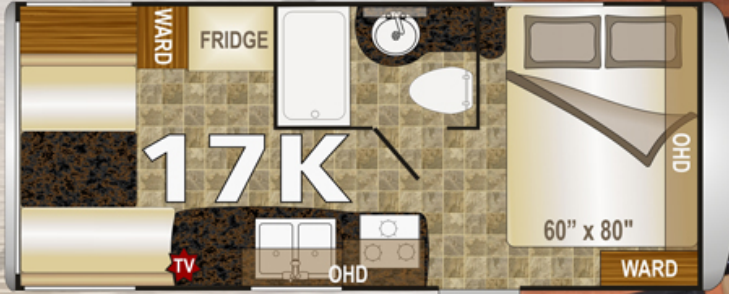
ObeCo Convenience Center

Multi-function work center for the outdoor chef! Spacious work surface with under side storage basket for all your BBQ tools, paper towel dispenser rack and trash bag holder. A great combination when used with the Aussie Grill!





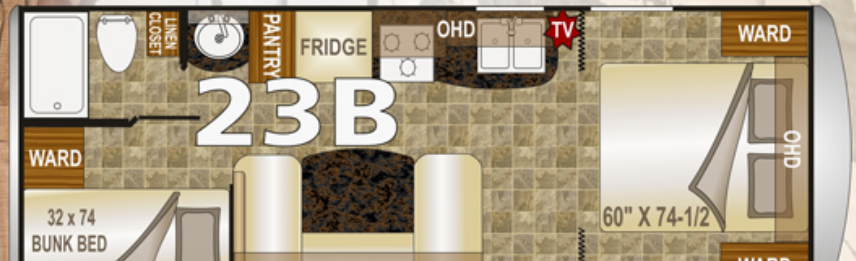
**A PERFECT COMBO
FOR THE
OUTDOOR CHEF**




23B High Desert



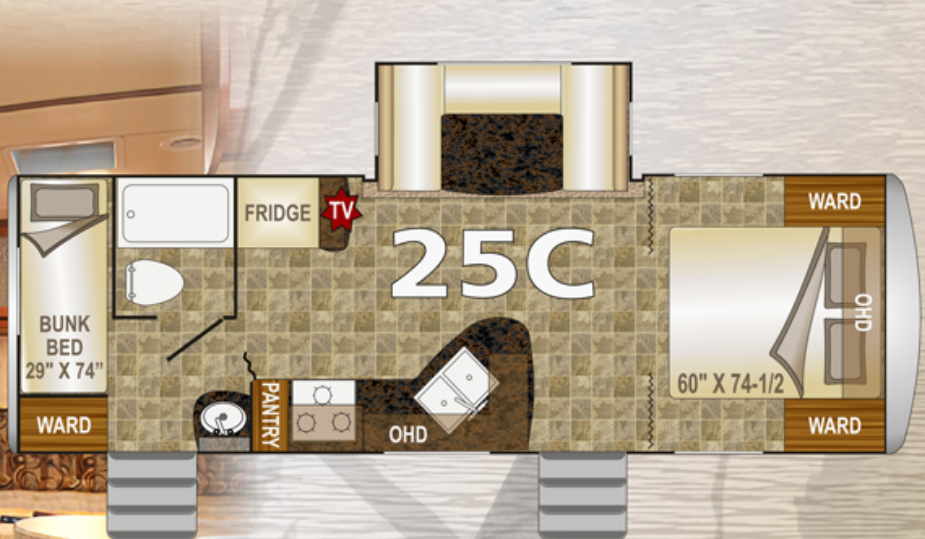
Sit n Sleep Option
Available on 23B & 23D




22H Morning Dew



23D Morning Dew





What is ABSOLUTE NORTHWOOD?



When you purchase a Nash, you are investing in the best quality materials, construction and craftsmanship. That is why the resale value in a Nash remains higher, and your investment retains its value longer. If you ever decide to trade in your Fox, you will get top dollar. That is why you don't see many used Nashs on the market, folks buy them up as quickly as they become available because Nash has a reputation for durability and longevity.

- ABSOLUTE CHASSIS** Custom Built, Tested, Certified
- ABSOLUTE INSULATION** A True 4 Season Coach
- ABSOLUTE ROOF** Full Walk On, Bonded Roof Truss System
- ABSOLUTE FRAME** Thick Wall Aluminum w/Solid Anchor Blocking
- ABSOLUTE CABINETS** Wall & Ceiling Mounted, Face Frame Construction

OUR BONDED ROOF TRUSS SYSTEM ENSURES A FULL WALK-ON ROOF

BONDED ROOF TRUSS SYSTEM

The Northwood Bonded Roof Truss System bonds all the components of the roof structure together as a unit. The ceiling, trusses and roof plywood are unified in a bonded system that gives superior load distribution and maximum load bearing capacity.

UP TO 5-1/2" OF CROWN

Top quality exterior grade plywood panels are bonded to the trusses and a thick one piece roofing membrane is then applied for a durable, long lasting seal to protect you and your coach from the

NORTHWOOD BUILT CERTIFIED CHASSIS



WE BUILD OUR OWN HEAVY DUTY STRUCTURAL STEEL OFF-ROAD CHASSIS

We are one of the few manufacturers that build their own chassis. The name NORTHWOOD is known throughout the industry for quality chassis and we certify ours through an independent testing laboratory for quality assurance.



CUSTOM BUILT FACE FRAME CABINETS

CABINETSRY w/SOLID WOOD DOORS, BUILT USING RESIDENTIAL FACE FRAME CONSTRUCTION METHODS & INTEGRATED WITH THE WALL & CEILING.

BEAUTIFUL & STRONG



Solid Wood cabinet doors ensure lasting beauty and rugged strength.



NORTHWOOD BUILT ONE PIECE LAMINATE FIBERGLASS WALLS

- 'SELECT' Grade Lumber
- 16" O/C Framing
- 2x6 Slide Headers
- 2x4 Wheel Wells
- One Piece Fiberglass
- Hot Glue Pressure Applied
- Luan Backing
- Structural Joints Reinforced w/Steel Hurricane Plates

Continuous Seamless Fiberglass

Steel Reinforcing Plates

Bonded One Piece Wall Sections



A TRUE FOUR SEASON ALL CONDITIONS UNIT



HEATED ENCLOSED HOLDING TANKS & DUMP VALVES DESIGNED FOR COLD NORTHERN/ HOT SOUTHERN CLIMATES

Northwood builds true 4-Season Coaches. Our fully insulated holding tank area circulates warm air around the suspended tanks providing the best protection from freezing. Our knife valves are also enclosed to keep them from freezing. Our 4-Season coaches are insulated with various types of residential quality Rigid Foam, Batten & Reflective Foil insulation to protect you from



NASH

✓ Our Commitment to
**Quality
Strength
Durability**

1 QUALITY FIRST



ROOF

- ✓ Full Walk On Roof with Bonded Roof Truss System

FRAME

- ✓ Select Grade Wood Frame Wall w/Steel Hurricane Plates

FLOORS

- ✓ Commercial Grade Linoleum, Fully Insulated Tongue and Groove Plywood (not chipboard)

SLIDE OUTS

- ✓ 4 Seals, Dual Rack & Pinion Rams (main slides) Insulated, Cross Ventilating Windows

CHASSIS

- ✓ Custom Built, Independently Tested & Certified

CABINETS

- ✓ Wall & Ceiling Mounted, Face Frame Construction



A. NORTHWOOD ROOF TRUSS SYSTEM

- 1 Heavy Gauge One Piece Roof Membrane
- 2 3/8" Plywood Sheathing (Bonded to Trusses)
- 3 R-15 Reflective Foil Insulation
- 4 R-14 Dual Layer Fiberglass Insulation
- 5 Bow Style Roof Trusses (Bonded to Ceiling)
- 6 Interior Lamination Grade Lauan Plywood
- 7 Designer Interior Decor Finish Paneling

C. ULTIMATE DURABILITY FLOOR STRUCTURE

- 15 Commercial Grade Linoleum with 20 mil Surface

E. Chassis

- 23 Independently Certified Custom Built Northwood Chassis
- 24 R-7 Residential Quality Formaldehyde Free Fiberglass Insulation
- 25 Corrugated Underbelly Panels



Our Northwood Built Chassis are Independently Tested & Certified by Pacific West Associates, Inc.

B. ONE PIECE LAMINATE FIBERGLASS WALLS

- 8 Lamination Grade Luan Plywood Interior Wall
- 9 Select Grade Lumber In All Our Wood Frame Walls
- 10 Structural Joints reinforced w/Steel Hurricane Plates
- 11 R-7 Residential Grade Fiberglass Insulation
- 12 Lamination Grade Luan Plywood Exterior Wall Layer
- 13 Second Substrate Layer
- 14 Corona Treated High Durability Fiberglass Outer Layer

- 15 Commercial Grade Linoleum with 20 mil Surface
- 16 5/8" T&G Plywood Decking (not chipboard)
- 17 R-15 Reflective 'Arctic' Foil Insulation
- 18 R-7 Residential Grade Fiberglass Insulation
- 19 Reinforced Woven Highway Moisture Barrier

D. DUAL RACK & PINION RAM MAIN SLIDE ROOM

- 20 4 Seal System w/Inner & Outer Bulb Seal
- 21 ...including Wiper Seal for Continual Seal (Any Position)
- 22 ...and Outer Bulb Seals



- 26 Heated and Insulated Large Capacity Holding Tanks
- 27 Easy Lube Axles and Shocks
- 28 Heavy Duty Radial Tires
- 29 Sealed All Metal Heat Ducts

MORE ABSOLUTE NORTHWOOD QUALITY FEATURES

- 30 All Foam Condensation Resistant A/C Ducts
- 31 Large Bath Skylight
- 32 Hi Output Roof Mount A/C
- 33 Roto Molded High Durability Wheel Skirts
- 34 Diamond Scored Sidewall Skirts
- 35 Diamond Plate Gravel Guard

NASH STANDARD FEATURES & OPTIONS

Standard Construction Features

Northwood Built, Independently Certified, Off-Road Chassis
 One-Piece, Corona Treated, Continuous Fiberglass
 Hot, Polyurethane Laminated, Multi-Layered Substrate Walls
 E-Z Lube Axles w/Nev-R Adjust Forward, Self Adjusting Brakes
 15" Aluminum Wheels / Tires & White Mod Spare
 Equaflex Axle Suspension System
 Stabilizer Jacks
 All-Conditions/Four Seasons Insulation With R-14 Ceiling
 R-15 Reflective Foil Insulation in Roof / Slide
 Heated and Enclosed Tanks
 Diamond Plate Front Gravel Guard
 Dinette Slide (23D, 25C)
 Sofa Slide (24M)
 Second Entry (24M, 25C)
 Efficient Residential-Style Ducted Heating
 Generator Ready / Satellite Ready / Solar Ready

Standard Exterior Features

Easy Access LP Cover
 4" Sewer Hose Carrier Bumper
 LED Exterior Lighting
 Roof Rack & Ladder
 Pass Thru Storage (N/A 22H)
 LPG Quick Connect & Black Water Flush System
 Large Exterior Entry Grab Handle / Entry Door Friction Hinge
 Exterior Shower
 Semi-Automatic Winterization/By-Pass System
 10 Gal DSI Gas/Elect Quick Recovery Water Heater
 13.5m BTU Air Conditioner w/Condensation-Resistant Ducting
 Carefree Travel'R 12V Awning w/Adjustable Pitch Hardware
 TV Antenna
 20 Watt Solar Panel
 Rear Receiver Hitch
 LED Interior Utility Lighting

Standard Interior Features

Standard Kitchen Features

Laminated Counter Tops
 Residential, Built-In Microwave
 High Output 3-Burner Range with Range Cover
 Large Fridge (6 Cu Ft) w/ Insert Panels
 Sink Cover/Cutting Board

Standard Bathroom Features

Hand Flush Toilet / Bath Skylight
 Magnetic Shower Curtain with Curved Track
 Full Tub (23B, 25C)
 Shower Pan (17K, 22H, 23D, 24M)

Standard Bedroom Features

Bunkhouse (23B, 25C)
 Stow & Go Bunk (23B, 25C)
 Camping Comfort Mattress & Bedspread
 Camping Clothes Closet with Removable Shelves
 Below Bed Storage

Options

- Fan Vent - Bedroom
- Fan Vent - Kitchen (24M)
- 12V Power Jack
- Thermal Pane Windows
- Exterior Marine Grade Speakers
- Slide Out Topper (23D, 24M, 25C)
- 19" 110/12v LED TV (17K, 22H, 23B)
- 28" 110/12v LED TV (23D, 24M, 25C)
- 15K Air Conditioner w/ Ducting (23B, 23D, 24M, 25C)
- ObeCo Convenience Center
- Sit & Sleep (23B, 23D, 24M, 25C)
- 2.5 Onan LP Generator & 11K Pwr Svr A/C (17K, 22H)
- 3.6 Onan LP Generator (23B, 23D, 24M, 25C)
- 60 Watt Solar Panel
- 100 Watt Solar Panel



"We camped 3 nights in Two Medicine Campground, Glacier National Park with our new 24M Nash. As a test, we camped in the no generator loop, which was very quiet and were very pleased with the attached solar panel. We had no problems with not having enough power. For that trip we had plenty of water for showers and washing dishes. There is so much room in the trailer that we still have empty cabinets, what a change from before. The trailer is so well insulated that the heater only came on one night. Next trip next week, Icefields Parkway and Jasper National Park in Canada."

-Jim Streeter

Send us your testimonial with your pictures and you may be featured in our future promotions. Send your information to: feedback@northwoodmail.com

Customer photos and testimonials do not necessarily reflect the views or recommendations of Northwood Manufacturing.

Model Number	17K	22H	23B	23D	24M	25C
Dry Axle Weight (approx. Lbs.)	3880	3869	4617	4790	4975	5145
Dry Hitch Weight (approx. Lbs.)	520	505	453	520	490	555
Net Carrying Capacity	2600	2626	1930	1690	1535	2300
Gross Dry Weight-lbs (approx. Lbs.)	4400	4374	5070	5310	5465	5700
Gross Vehicle Weight Rating (GVWR)-Lbs.	7000	7000	7000	7000	7000	8000
Exterior Length (approx. w/hitch)	22' 4"	24'9"	27'7"	25'10"	27'3"	28'8"
Exterior Height (approx. incl. AC unit)	10'7"	10'7"	10'7"	10'11"	10'11"	10'11"
Exterior Width (approx. w/o awning)	8'0"	8'0"	8'0"	8'0"	8'0"	8'0"
Tire Size	ST205 75R15	ST205 75R15	ST205 75R15	ST205 75R15	ST205 75R15	ST225 75R15
Load Range	C	C	C	C	C	D
Fresh Water w/ Water Heater (approx. gal.)	50	50	50	50	50	50
Gray Water Tank (approx. gal.)	35	42	42	42	42	42
Black Water Tank (approx. gal.)	36	35	35	35	35	35
LPG Capacity (approx. gal.)	14	14	14	14	14	14
CSA - Canadian Dealers Only	YES	YES	YES	YES	YES	YES
Auto Ignition Furnace (1,000 BTUs)	25	25	25	25	25	25

*All dry weights are calculated before adding options. Specifications are subject to change without notice. Verify the towing capacity of your tow vehicle. If you don't know or aren't sure, you can ask your automotive dealership.

Residential Wear Floor Covering
Interior Command Center
Roller Bearing Drawer Glides
Fabric Night Shade Window Treatments
AM/FM/CD/DVD Player w/Bluetooth
Smoke, LPG & CO Leak Detectors
Custom Nash Signature Key Rack
Jackknife Sofa (22H & 24M)
Booth Dinette (17K, 22H, 24M)
U-shaped Dinette (23B, 23D, 25C)



Cargo Carrier
Aussie Grill w/Bumper Bracket
Bike Rack
Safari Tuff Rear Rack (17K, 22H, 23D, 24M)
2nd Rear Rack Basket (17K, 22H, 23D, 24M)

Always use correct tie-down technique to secure your load. If you have any questions on tie-down technique, or contact your tow vehicle manufacturer. All weights above are average approximations and may vary.

Your Local Dealer:



Updated July 2015

Northwood Manufacturing, 59948 Downs Rd., PO Box 3359, La Grande, OR 97850 (541) 962-6274 - www.northwoodmfg.com

Photos, drawings, dimensions and weights are presented as accurate but may differ from current production models. We continually upgrade & improve our products and reserve the right to change any specifications without notice. Please see your authorized Northwood dealer for updated information.