

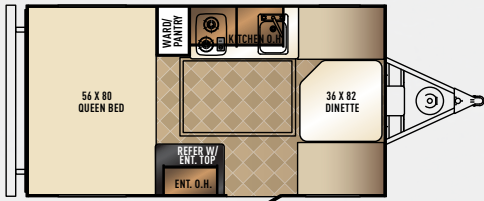
# REAL-LITE



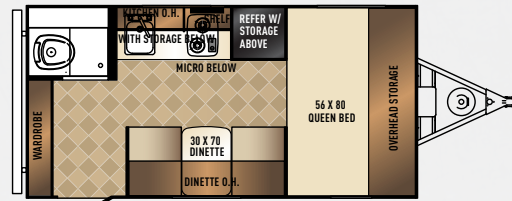


# REAL-LITE

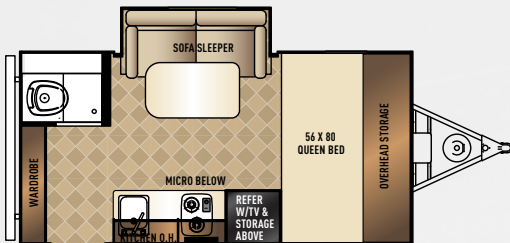
## STANDARD MODELS



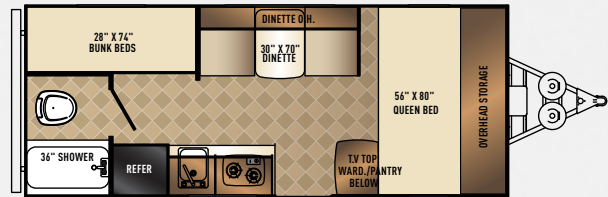
**RL-13 D**



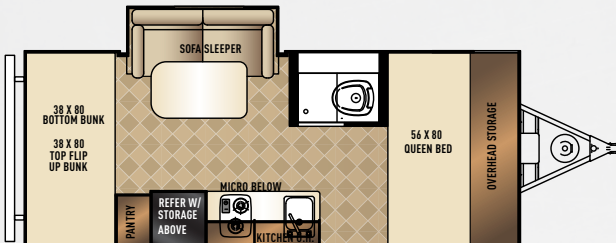
**RL-14 M**



**RL-15 TZ**



**RL-17 DZ**



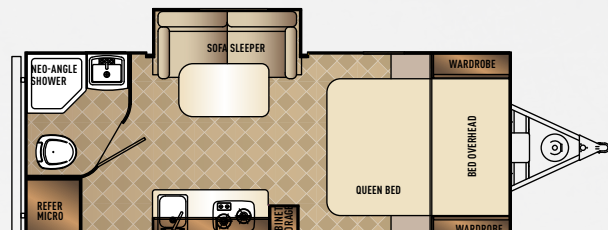
**RL-17 B**



**RL-17 BS**




**RL-18 X**

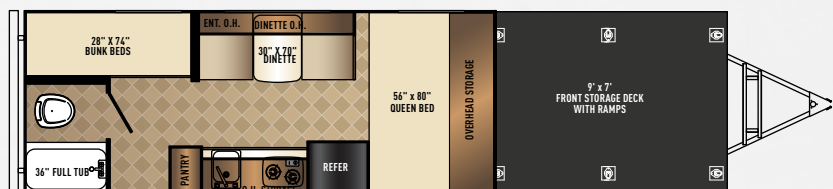


**RL-19 S**

## FRONT DECK MODELS



**RL-13D-ORV**



**RL-17 DZ-ORV**





### STANDARD FEATURES

- Dexter Tor Flex torsion axle (N/A 13 D, 13 D ORV FD, 17 DZ-ORV)
- Diamond plate front
- 4 stabilizer jacks (2 on 13 D, 6 on 17 DZ-ORV)
- 1-20 lb. LP tank
- 5,000 BTU A/C
- 20,000 BTU furnace
- AM/FM bluetooth stereo

- Ball bearing drawer guides
- 2 burner cook top
- Microwave
- Power vent
- CO2 detector
- Hardwood hand glazed cabinets
- LED interior lighting
- Laminated walkable roof
- Pillow top memory foam mattress

### OPTIONAL FEATURES

- Serta Mattress
- Aluminum wheels
- Frameless windows
- Power Awning w/LED lights (N/A on 13 D)
- RVQ grill w/bumper mount
- Solid surface counter tops

### OFF ROAD PKG

Includes 15" wheels, 28" mudder tires, lift kit, motion sensor security light, flared fenders, assist rail (Pkg std. on Off-Road floorplans)

### ELITE PKG

Includes Serta Mattress, Frameless windows, solid surface counter tops, aluminum wheels, power awning w/ LED lights

## REAL LITE MINI WEIGHTS & MEASURES

### FRONT DECK MODELS

	RL-13 D	RL-14 M	RL-15 TZ	RL-17 DZ	RL-17 B	RL-17 BS	RL-18 X	RL-19 S	RL-13 D-ORV	RL-17 DZ-ORV
Hitch Dry Weight	237	168	167	421	385	362	443	406	444	403
Dry Axle Weight	1725	2342	2465	2454	2486	2574	2413	2609	2154	3477
Total Dry Weight	1962	2510	2632	2875	2871	2936	2856	3015	2598	3880
GVWR	3737	3668	3667	3921	3885	3862	3943	3906	3944	7403
Unloaded Vehicle Weight	1979	2527	2649	2892	2888	2953	2873	3032	2632	3914
Interior Height	6'-4"	6'-4"	6'-4"	6'-4"	6'-4"	6'-4"	6'-4"	6'-4"	6'-4"	6'-4"
Exterior Height	8'-0"	9'-3"	9'-3"	9'-3"	9'-3"	9'-3"	9'-3"	9'-3"	9'-3"	9'-10"
Exterior Width	7'-0"	7'-0"	7'-0"	7'-0"	7'-0"	7'-0"	7'-0"	7'-6"	7'-0"	7'-0"
Travel Length	16'-10"	18'-2"	18'-2"	21'-8"	21'-8"	21'-8"	21'-8"	21'-8"	23'-3"	31'-0"
Fresh Water Capacity	19	19	19	19	19	19	19	19	19	19
Gray Water Capacity	0	30	30	30	30	30	30	30	0	30
Black Water Capacity	0	30	30	30	30	30	30	30	0	30
Cargo Carrying Capacity	1758	1141	1018	1029	997	909	208	874	1312	3489

## TOP TEN SUPERIOR FEATURES

1. Torsion Axle for a smooth, better towing experience
2. Light weight construction to help promote better fuel efficiency
3. Vacuum bonded construction
4. Narrow footprint to increase visibility
5. Exterior fiberglass that can easily be cleaned and maintained
6. Large, tinted safety glass windows
7. LED lighting allows for more light with less power usage
8. Residential hardwood cabinets with real wood accents
9. Fully walkable roof
10. Stereo with Bluetooth connectivity



## FREE MEMBERSHIP to Forest River Owners' Group

www.forestriverfrog.com



### Specification Definitions

**GVWR (Gross Vehicle Weight Rating)** - is the maximum permissible weight of the unit when fully loaded. It includes all weights, inclusive of all fluids, cargo, optional equipment and accessories. For safety and product performance do NOT exceed the GVWR.

**GAWR (Gross Axle Weight Rating)** - is the maximum permissible weight, including cargo, fluids, optional equipment and accessories that can be safely supported by a combination of all axles.

**UVW (Unloaded Vehicle Weight)\*** - is the typical weight of the unit as manufactured at the factory. It includes all weight at the unit's axle(s) and tongue or pin and LP Gas. The UVW does not include cargo, fresh potable water, additional optional equipment or dealer installed accessories.

\*Estimated average based on standard build optional equipment.

**CCC (Cargo Carrying Capacity)\*\*** - is the amount of weight available for fresh potable water, cargo, additional optional equipment and accessories. CCC is equal to GVWR minus UVW. Available CCC should accommodate fresh potable water (8.3 lbs per gallon). Before filling the fresh water tank, empty the black and gray tanks to provide for more cargo capacity.

\*\* Estimated average based on standard build optional equipment

Each Forest River RV is weighed at the manufacturing facility prior to shipping. A label identifying the unloaded vehicle weight of the actual unit and the cargo carrying capacity is applied to every Forest River RV prior to leaving our facilities.

The load capacity of your unit is designated by weight, not by volume, so you cannot necessarily use all available space when loading your unit.

All information contained in this brochure is believed to be accurate at the time of publication. However, during the model year, it may be necessary to make revisions and Forest River, Inc., reserves the right to make all such changes without notice, including prices, colors, materials, equipment and specifications as well as the addition of new models and the discontinuance of models shown in this brochure. Therefore, please consult with your Forest River dealer and confirm the existence of any materials, design or specifications that are material to your purchase decision. Litho. U.S.A. FOR 1296 P / W: 2015.10.26

**Forest River, Inc. encourages our customers to purchase their Forest River products from a local dealership whenever possible for the following reasons:**

- 1) Forest River, Inc. dealers are independently owned and operated businesses so priority service and scheduling is at their discretion and is often provided to customers that purchased their unit at that dealership.
- 2) Purchasing locally allows customers to establish meaningful relationships with a dealer, enhancing the RV experience through assistance with product questions, user tips or RV regulations for your state or country, and much more!
- 3) Canadian customers must meet requirements to bring an RV purchased out of the country to their home. These requirements may involve additional inspections and certifications, taxes and fees. Your local Canadian Dealer is a professional at meeting these requirements.
- 4) Scheduling timely warranty repairs and adjustments through a local dealership provides far greater flexibility and convenience to you, the customer!

It is the goal of Forest River, Inc. that all of our RV owners fully enjoy the RV experience and that customer satisfaction meets or exceeds their expectations!



### PRE-DELIVERY INSPECTION FACILITY

20,000 square feet of quality assurance. The bare essentials for a premium product. This state-of-the-art facility gives immediate daily feedback to production for quality assurance in every unit built.

### 24/7 EMERGENCY ROADSIDE ASSISTANCE

For a worry-free

ownership experience

Forest River includes one

year of Coach-Net RV Technical & Roadside

Assistance with each RV purchase. Whether

new to the RV lifestyle or an experienced RV enthusiast,

Forest River owners have 24/7 access to technical,

operational and emergency road service

coverage throughout the US & Canada.

Coach-Net's fast, dependable

service is just a phone

call away.

## Coach-Net®

RV Technical & Roadside Assistance

YOUR REAL LITE MINI DEALER



**Learn More**

Scan this barcode using a QR Reader on your smart phone to learn more about Forest River.



A Berkshire Hathaway company.

SINCE 1968

## PALOMINO

*Recreational Vehicles*

a Division of Forest River

### PALOMINO RV

1047 East M-86 | Colon, MI 49040

P: 269.432.3271 | F: 269.32.2516

[www.palominorv.com](http://www.palominorv.com)