

ANYWHERE YOU WANT TO BE...



www.aliner.com



SIMPLY ▲
COMFORTABLY ▲

The **Aliner** Story


In the early 1970s, Ralph Tait had an idea. He went into his garage in Bend, Oregon and began tinkering. Several weeks and a few blisters later, he emerged with a revolutionary design for the first A-frame pop-up camper.

It was sensible. It was different. And it was light enough to be towed by just about any vehicle. Friends wanted one. Family wanted one. Friends of family wanted one. Word of mouth spread and Ralph found himself making more and more campers out of his garage. That's when Ralph's sons thought to turn this hobby into a real business.

The family moved to Pennsylvania and Aliner was born. Two brothers would build one. The third brother would hitch it to the family station wagon and drive across the country until he sold it. When he returned, the brothers would have another Aliner waiting. After years of hard work and several hundred thousand miles on the poor station wagon, the family retired in 2007.

Today we continue to build every Aliner by hand, with the same quality, craftsmanship and pride as Ralph and his sons did for more than 30 years. And the spirit of innovation that led Ralph to his garage 40 years ago to make the first Aliner is still leading us in the ongoing improvement and evolution of the sensibly different camper.

Thank you for considering Aliner - the lightest, most innovative, environmentally conscious, original A-frame pop-up camper. In this brochure you'll find seven models ranging in size and options. And whether you drive a crossover or an old station wagon with nine gazillion miles, you'll find an Aliner that's perfect for you and your camping needs.



Pictured above are some of the faces behind the Aliner name ... real people who come to the factory every day to roll up their sleeves and make an outstanding product.

ONE PERSON, TWO
HANDS AND THIRTY
SECONDS. THAT'S ALL
YOU'LL NEED TO SET UP
YOUR ALINER CAMPER.



WHY ALINER?

Aliner owners all share a common desire. We want to experience nature. We want to get out in it, be a part of it, be amazed by it ... whether it's hiking, cycling, climbing, rowing, rafting, fishing or just kicking back and taking in the awesome sights and sounds of the outdoors.

We want to be in it. In nature. In the moment. But we don't want to be in it with wet canvas, 30-minute setup or the need to buy a heavy-duty, gas-guzzling, hard-to-handle truck just to be able to tow a camper. It shouldn't be so complicated. And with Aliner, it's not. Aliner campers are easy and convenient, allowing you more time to be **in the moment doing what you came to do, enjoying where you came to be.**



FEATURES:

A Frame

Designed specifically for Aliner, our frames feature tubular steel construction, which provides rigidity without unnecessary weight. Our e-coated paint system allows high quality paint to adhere to every surface of the frame including the inside of the tube rails. A Torsion axle provides independent suspension and safe tracking. You'll also appreciate our low-maintenance Easy Lube hubs and no-maintenance, premium aluminum rims.

B Floor

No cheap chipboard here! Aliner floors are highly durable and fully weatherproof. We start with Perform Max 500® premium marine grade flooring and add an additional barrier between the road and the floor, which means it won't warp, rot or swell like plywood.

C Underside of Trailer

Now how about that floor and that clean undercarriage! You'll also notice that our plumbing is inside the camper, allowing for four-season camping.


D Front Corner

Aliner corner caps are weatherproof, durable and UV protected ... and they look good!

Our no-maintenance, one-piece aluminum extrusion roof is stiff and has no seams, which means no leaks!

Dual propane tanks — with auto switch feature — hold enough propane to last weeks on end.

For your safety, Aliners include 10" electric brakes and breakaway switch. Heavy-duty safety chains are also provided.

E**F****G****H****I****E Wall Panel**

Our laminated structure walls feature lightweight construction with superior materials.

F Stabilizer Jacks

Your Aliner comes equipped with a quality, easy-to-use, screw jack.

G Graphics

Aliner graphics are digitally printed and UV protected to ensure their vibrant color for years to come.

H Fan-Tastic Fan

Aliners come equipped with the original and best roof vent fan available ... Fan-Tastic! Sure, it costs three times as much as the knock-off brands, but your camping experience is worth it. With three speeds and two directions, this fan will keep your Aliner cool in all but the hottest weather... and it will do so quietly.

I Roof Spring

We have been using the same lift mechanism for 30 years. Why? Because it's effective and durable, yet simple.

POPULAR OPTIONS:**Dormer**

The Aliner dormer adds ventilation, head room, beautiful panoramic views, and is easy to set up! We craft your dormer with Sunbrella™ fabric, which breathes and is mold and mildew resistant. A fine mesh screen keeps bugs out. In the event of cold or bad weather ... just close the dormer and you have a traditional Aliner.

Toilet

Opt for an Aliner toilet that will serve you well during off-grid camping or in the middle of the night when you don't want to walk to the bath house in the rain. Our toilets feature easy-to-empty cassette tanks and they are flushable using system water. And they hide away nicely when not in use.

(Available on Expedition and Ranger 15 models only)

Grill

The grill option adds ease and convenience to your camping experience as it sets up in seconds and plugs right into Aliner's propane system.

Storage Box

For your camping gear storage needs, Aliner provides a lockable, weatherproof, and massively large storage box.

Vents

The *Cool Cat* option is a ducted system with more than double the BTU of our standard AC. A great way to chill when camping in extreme heat!



EXPEDITION

15' INTERIOR ▲ 18' TRAILER ▲ 1850 LBS



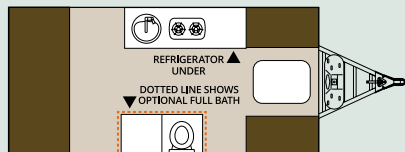
Our **Expedition** model is ready to take on any adventure! As the largest of Aliner campers, it offers nearly double the "living space," 30% more storage room, taller countertops, larger beds, flush mount Euro-style sink and stove, and our highest capacity chassis. All that and it still weighs less than 2,000 pounds and is towable by many fuel-efficient vehicles.



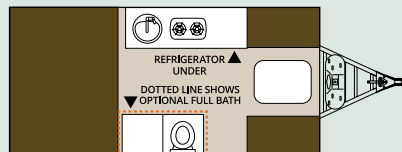
The **Expedition** is the perfect model for the whole family or the couple who just wants more room.

(Shown with Optional Off Road Package, Toilet, Front and Rear Dormers, Stereo, Lift Assist)

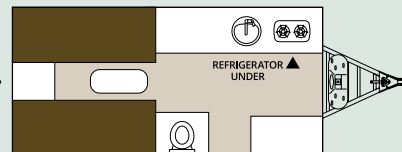
REAR SOFA BED FLOOR PLAN




REAR MATTRESS FLOOR PLAN



REAR TWIN BED FLOOR PLAN



Optional toilet shown in all Expedition floor plans.



CLASSIC

12' INTERIOR ▲ 15' TRAILER ▲ 1515 LBS



(Shown with Optional Off Road Package, Black on Grey Exterior, Cool Cat, Front and Rear Dormers, Lift Assist)

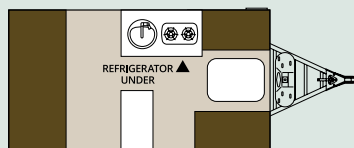


(Shown with Optional Front Storage Box, Black on Grey Exterior, Stereo, Lift Assist)

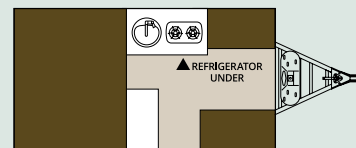
This is the model that started it all. All other Aliner models are variations of this original design. The **Classic** earned its name by satisfying customers for over 30 years. It's not our largest or our smallest. It's not our heaviest or our lightest. It's what **Classic** owners like to call "just right." Versatile, adaptable and comfortable — the **Classic** has everything you want and nothing you don't want.



REAR SOFA BED FLOOR PLAN



REAR SOFA MATTRESS FLOOR PLAN



RANGER 15

15' INTERIOR ▲ 18' TRAILER ▲ 1670 LBS



Think of **Ranger 15** as a more economical version of the Expedition. Though it's lighter than the Expedition and has a few less bells and whistles — the **Ranger 15** offers ample space, several standard and optional features, and certainly the same Aliner quality, efficiency and versatility.

(Shown with Optional Off Road Package, Toilet, Cool Cat, Front and Rear Dormers, Lift Assist)



RANGER 12

12' INTERIOR ▲ 15' TRAILER ▲ 1342 LBS

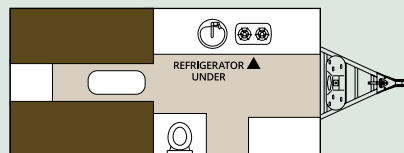


Ranger 12 is the more economical version of the Classic. Lighter than the Classic, and boasting a few less bells and whistles, the **Ranger 12** still offers ample space, several standard and optional features, and of course the same quality, efficiency and versatility that you get with every Aliner.

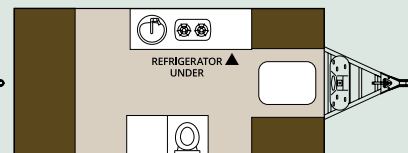
(Shown with Optional Off Road Package, Air Conditioner, Black on White Exterior)



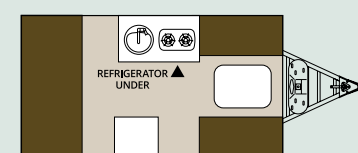
REAR TWIN BED FLOOR PLAN



REAR SOFA BED FLOOR PLAN



REAR SOFA BED FLOOR PLAN



RANGER 10

10' INTERIOR ▲ 13' TRAILER ▲ 1200 LBS



Ranger 10 is the most compact model in our Ranger series, yet has the same standard equipment as its bigger brothers. **Ranger 10** offers all the amenities you need to camp in comfort, while its size has some practical benefits. Lighter weight allows smaller tow vehicles. Smaller size and wheelbase, coupled with the Off Road Package, let you conquer some serious back country roads.

(Shown with Optional Air Conditioner, Black on White Exterior)



SCOUT

12' INTERIOR ▲ 15' TRAILER ▲ 1115 LBS




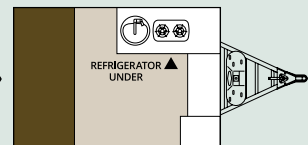
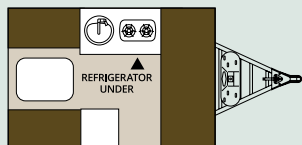
Our **Scout** model was made with traditional tent campers in mind. Though we love the outdoors, there comes a point in life when the thrill of sleeping on the ground is gone. With the **Scout**, you can hold onto that pure, simple camping experience while enjoying some essential amenities like a roof over your head, a soft bed to sleep in, and ample storage space for all your gear — all at an affordable price!

(Shown with Optional Air Conditioner, Black on White Exterior)

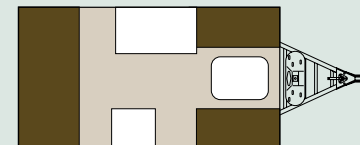


DUAL BUNK FLOOR PLAN

REAR SOFA BED FLOOR PLAN



REAR SOFA BED FLOOR PLAN



EVOLUTION

12' INTERIOR ▲ 22' TRAILER ▲ 2380 LBS



The **Evolution**, based on the larger chassis of its best-selling sister company, Somerset — meets the demands of extended stays off the grid. It offers a 35-gallon water tank, LED lighting, and versatile front and rear decks to carry everything from camp chairs, gas cans and toolboxes to coolers, firewood and bicycles ... even a quad! Lightweight, heavy-duty aluminum rails unfold to serve as ramps. All that and it's still the lightest of its kind on the market!

(Shown with Optional Front Dormer)



No Worries. **It's Aliner!**

Exceptional and easy. Reliable and responsible.

You can count on every one of our camper models to provide the quintessential Aliner quality and features that drew you to us in the first place.


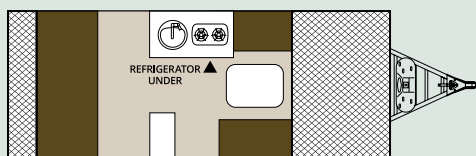
All Aliner models are easy to tow — *most likely with the vehicle you already own* — with no obstructed view and no road sway. They're easy to heat and cool. Their compact nature makes them super simple to store ... right in your garage or backyard. And speaking of simple, did you see the Aliner setup demonstration at the beginning of the brochure? Setting up your Aliner takes one person, two hands and less time than it takes to make microwave popcorn! Thirty seconds to be exact.

As for quality, we gladly and confidently back it with a full warranty. We don't mass-produce thousands of units at a time using robots, so each Aliner gets individual attention and care from the humans building it. The result is quality construction and finely tuned, handcrafted details that make Aliners uniquely durable, secure and a breeze to maintain.

In considering the care with which Aliners are made, it probably comes as no surprise to you that our team has a comprehensive "reduce, reuse and recycle" program in place at our factory. The program engages many environmentally conscious practices including trash compacting, minimal heating oil consumption, and the repurposing of scrap metal and other reusable materials to make our own brackets, custom tools and work benches. Aliner employees volunteer to clear hiking trails, clean up campgrounds and build footbridges. Why? Because we respect nature as much as we respect your time in it.

In the photo above are some of the members of our talented, diligent Aliner team. They care as much about creating a stellar camper as you care about buying one.

REAR SOFA BED FLOOR PLAN



		Scout	Ranger 10	Ranger 12	Ranger 12 Box	Ranger 15	Evolution	Classic	Classic Box	Expedition
Specifications	Length	15'	13'	15'	18'	18'	22'	15'	18'	18'
	Width	78"	78"	78"	78"	84"	84"	78"	78"	84"
	Closed Height	56"	57"	57"	61"	62"	65"	57"	61"	62"
	Dry Weight	1115 lbs.	1200 lbs.	1342 lbs.	1495 lbs.	1670 lbs.	2380 lbs.	1515 lbs.	1668 lbs.	1850 lbs.
	GVWR (Std. Axle)	2100	2100	2100	▲	3000	▲	2100	▲	3000
	GVWR (Off-Road Axle)	3000	3000	3000	3000	3500	4000	3000	3000	3500
	Dry Hitch Weight	120	150	150	210	240	395	190	210	240
Exterior	Stabilizer Jacks	2	2	2	4	2	4	4	4	4
	Outside Shower	▲	▲	▲	▲	▲	▲	▲	▲	▲
	Porch Light	▲	▲	▲	▲	▲	▲	▲	▲	▲
	Exterior Outlet	▲	▲	▲	▲	▲	▲	▲	▲	▲
	Outside Propane Appliance Ready	▲	▲	▲	▲	▲	▲	▲	▲	▲
	LED Marker and Brake Lights	▲	▲	▲	▲	▲	▲	▲	▲	▲
	Front Utility Light	▲	▲	▲	▲	▲	▲	▲	▲	▲
	Bag Doors	0	1	1	1	1	2	2	2	2
Interior	Electrical Outlets	1	2	2	2	2	3	3	3	3
	Slider Windows	2	3	3	3	3	3	3	3	3
	Corner Windows	▲	▲	▲	▲	▲	▲	▲	▲	▲
	Cushions	4"	4"	4"	4"	4"	4"	4" high density w/ piping	4" high density w/ piping	4" high density w/ piping
	Interior Lights	LED (2 x single fixture)	LED (2 x single fixture)	LED (2 x single fixture)	LED (2 x single fixture)	LED (2 x single fixture)	LED (2 x single fixture)	LED (2 x double fixture)	LED (2 x double fixture)	LED (2 x double fixture)
	Fresh Water Capacity	▲	11 gal.	11 gal.	11 gal.	11 gal.	35 gal.	11 gal.	11 gal.	11 gal.
	Counter Tops	HP Laminate	HP Laminate	HP Laminate	HP Laminate	HP Laminate	HP Laminate	Premium (Wrapped)	Premium (Wrapped)	Premium (Wrapped)
	Flip-Up Countertop Ext.	▲	▲	▲	▲	▲	▲	▲	▲	▲
	Sink	▲	▲	▲	▲	▲	▲	▲	▲	▲ (Recessed)
	Appliances	3-Way Refrigerator	▲	1.9 cu.ft.	1.9 cu.ft.	1.9 cu.ft.	1.9 cu.ft.	3.0 cu.ft.	3.0 cu. ft.	3.0 cu. ft.
Water Pump		▲	▲	▲	▲	▲	▲	▲	▲	▲
2 Burner Cook Top		▲	▲	▲	▲	▲	(In-Out)	(In-Out)	(In-Out)	(Recessed)
Microwave		▲	▲	▲	▲	▲	▲	▲	▲	▲
Options	Radio	▲	▲	▲	▲	▲	▲	▲	▲	▲
	Toilet	▲	▲	▲	▲	▲	▲	▲	▲	▲
	Wet Bath	▲	▲	▲	▲	▲	▲	▲	▲	▲
	Air Conditioner	▲	▲	▲	▲	▲	▲	▲	▲	▲
	Cool Cat Heat Pump	▲	▲	▲	▲	▲	▲	▲	▲	▲
	Grill	▲	▲	▲	▲	▲	▲	▲	▲	▲
	High Wind Kit	▲	▲	▲	▲	▲	▲	▲	▲	▲
	Lift Assist	▲	▲	▲	▲	▲	▲	▲	▲	▲
	Fast Pack Awning	▲	▲	▲	▲	▲	▲	▲	▲	▲
	Front Dormer	▲	▲	▲	▲	▲	▲	▲	▲	▲
	Rear Dormer	▲	▲	▲	▲	▲	▲	▲	▲	▲
	Off Road Package	▲	▲	▲	▲	▲	15" Leaf Spring	▲	▲	▲

Standard Features on All Aliner Camping Trailers

- Performax 500 Flooring
- Torsion Axle
- 10" Electric Brakes w/ Breakaway Switch
- E-Coating Frame
- Vacuum Bonded Fiberglass Panels
- Diamond Plate Stone Guard
- Aluminum Wheels
- Battery Hook Up
- 35 Amp Converter
- Skylights with Night Shades
- Fan-Tastic Fan



- ▲ STANDARD
- ▲ N/A
- ▲ OPTIONAL

Standards and options subject to change based on availability.



Our Aliner team is inspired by the outdoors, the spirit of innovation and you, our customer.

That inspiration drives us to create the best possible camping experience for you. An experience that offers you the peace of mind to fully enjoy your inspiration.

So, let your next journey begin with Aliner and reconnect with the wondrous outdoors the way you've always wanted to ... simply and comfortably.

A spa. A spaceship. Soda. And then came Aliner.

Aliner journeys begin at our factory in the small town of Kecksburg located in Mt. Pleasant, Pennsylvania. The building that houses the Aliner factory has been repurposed a few times since its original use as a day spa in the early 1900s, known for its mineral springs soaking baths. The mineral springs have continued to flow, but eventually the spa was purchased by local soft drink company, Kecksburg Cola, which was later bought by Pepsi-Co who utilized the building as a bottling and distribution center for several decades. Finally, in the 1990s, Columbia Northwest, parent company of Aliner, bought the facility and moved operations from Oregon to the new Pennsylvania home.

On a more dramatic note, Aliner's town of Kecksburg has some mystery in its history. Perhaps you are familiar with the Kecksburg UFO incident? On December 9, 1965, thousands of people across six U.S. states claimed to see a giant fireball in the sky while eyewitnesses in Kecksburg reported seeing the landing of an object resembling a large acorn in a local wooded area. A meteor? Debris from Kosmos 96? Or *something else*? Television's *Unsolved Mysteries* covered the story and a model of the large acorn-shaped unidentified flying (or landing) object was made for the show. That model remains on display near the Kecksburg fire station.



With this diverse lineup of sizes and price points, you're sure to find the perfect Aliner for your needs!