


CROSS COUNTRY

SPORTSCOACH

CROSS COUNTRY





CROSS COUNTRY: A DIESEL-POWERED DREAM CHASER.

Live the life you've always dreamed of in a diesel-pusher that drives like a dream. The Cross Country by Sportscoach is the complete package: unrivaled power, luxury, and beauty, all at an unbelievably affordable price. Don't let your dreams outrun you. Chase them down in grand style in the Cross Country by Sportscoach.





CROSS COUNTRY

THINK THERE'S NO PLACE LIKE HOME? THINK AGAIN.

You may have thought it was impossible to truly feel at home on the road. But when you step into this coach, you'll know right away there is a place like home. And it's called Cross Country.

Everything you need for easy living—a great kitchen and dining area, a wealth of entertainment options, and plenty of recreational space—is right here.

Features:

- Quartz countertop, stainless steel appliances, and a glass tile backsplash round out a beautiful kitchen
- Dream dinette booth features padded wall panels and extra storage underneath
- Convenient power sources mean you'll always be connected to the world
- A 46" pop-up TV with DVD player in the living area provides entertainment on demand on select floorplans





SWEET DREAMS HAVE NEVER BEEN SO EASY.

Getting comfortable at night is easy in the Cross Country. With a true flat-floor bedroom design, it lets you enter the bedroom without stepping over an engine cover—a feature you won't find in many diesel motorhomes.

Two of the three floorplans feature a king bed, providing plenty of space for a good night's sleep. And if you're not ready to doze off just yet, simply turn on the 32" LCD TV and relax until the mood strikes you.

Features:

- Deluxe Sealy mattress with innerspring support system means enhanced comfort and better sleep
- A residential-style headboard complements a beautiful interior bedroom design (385DS & 405FK)
- Optional salon bunk beds add sleeping room without sacrificing floorplan space (404RB Only)
- Elegant interior décor and color selections allow you to customize a look you'll love



Cross Country 404RB shown in photos

COMFORT COMES STANDARD IN THE CROSS COUNTRY.

Comfort means not worrying about the little things. And comfort is what the Cross Country delivers.

You'll find that every detail has been thoughtfully considered, so you can concentrate on what's really important: kicking back and enjoying life on the open road.

Features:

- Optional stackable washer and dryer is more convenient and efficient than the combo units often found in other motorhomes
- Spacious bathroom includes a luxurious shower with a skylight, a clear glass door, and a marble-colored Sentrel shower wall
- Single pedal, porcelain toilet equipped with convenient black tank flush system
- Raised-panel hardwood cabinet doors add warmth and sophistication
- Stylish medicine cabinets for a polished look and plenty of storage space



Cross Country 404RB shown in photos

Exterior Color Selections



Cross Country is available in three full-body paint styles, including Florentine (left), Matador (middle), and Barcelona (right).



EVERYTHING YOU EVER DREAMED OF IN A MOTORHOME—AND MORE.

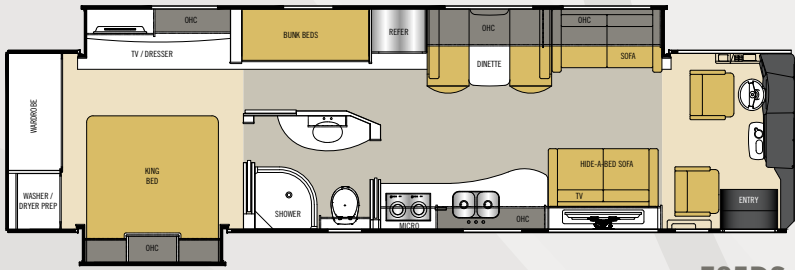
Power? Its 340-HP rear diesel engine means you can muscle up hills and tow big loads with no problem. Comfort? With sprawling floor plans, well-appointed rooms, and loads of storage, you'll feel like you're at home on the road. Elegance? Spend a night in this coach and you'll know exactly what it means to live in the lap of luxury.

Why wait? Turn your dream into a reality today.

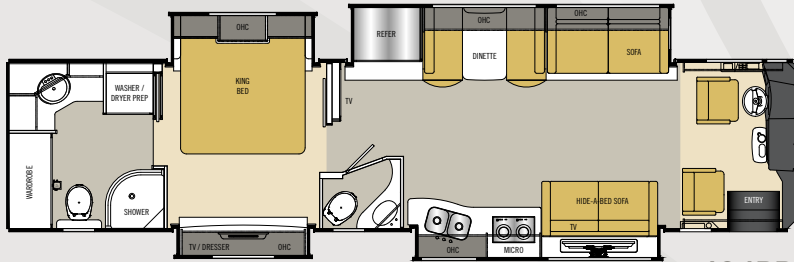
Features:

- Raised-rail Freightliner chassis provides power, durability, and plenty of extra storage
- Pass-through basement makes it easy to travel with large gear stowed below
- Upgraded heavy-duty power step provides secure entry
- 22.5 radial tires with attractive chrome wheel inserts enhance safety and appearance
- Three large, thoughtfully designed floor plans assure a comfortable living experience

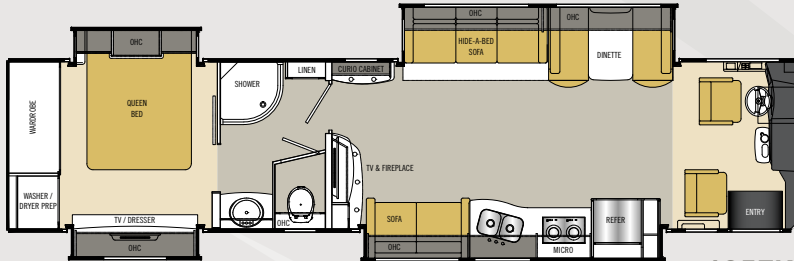
Floorplans:



385DS



404RB




405FK


Rear Exterior View




Interior Decor Color Selections



Mission Estate



Wilson Creek



Tuscan Valley

Interior Wood Color Selections



Spiced Maple



Honey Glazed Maple



Coastal Glazed Maple

CROSS COUNTRY STANDARD FEATURES

INTERIOR APPOINTMENTS

Padded Vinyl Ceiling
Raised Panel Hardwood Cabinet Doors Throughout
Porcelain Tile in Living Room, Kitchen and Bathroom
Heavy Duty Ball Bearing Drawer Guides Throughout
Antique Nickel Hardware & Fixtures
Electric Step Cover
Frameless Tinted Coach Windows
MCD Power Front Privacy Shade and Manual Side Shades
Deluxe Manual Driver Seat with 3-Point Seat Belt
Deluxe Manual Passenger Seat with 3-Point Seat Belt
Deluxe Window Treatments
Faux Leather Visionary Sofa Hide-A-Back
Faux Leather Sofa w/ Large Window
Dream Dinette
Day / Night Shades in Living Area

INTERIOR EQUIPMENT

Fire Extinguisher
39" LCD TV Coach (405FK)
46" Pop-Up TV (385DS & 404RB)
DVD Player Living Room
TV Antenna & Rotor Package
Pre-Wired for Manual Satellite Dish
Cable TV Jack
LP Leak Alarm
Smoke Detector
Carbon Monoxide Detector
Touch Screen Double DIN Dash AM/FM Radio and CD Player
Fireplace (405FK Only)
Stackable Washer/Dryer Ready
Three-Speed Roof Vent

GALLEY

30" Stainless-Steel OTR Convection Microwave
2-Burner Induction Cook Top
20-Cu. Ft. Stainless-Steel Refrigerator (404RB & 405FK)
11-Cu. Ft. Stainless-Steel Refrigerator (385DS)
Systems Monitor Panel
Quartz Kitchen Countertop

Glass Tile Kitchen Back Splash
Quartz Sink Covers
Double Bowl Stainless-Steel Kitchen Sink

BATH AND WATER

Whole Coach Water Filter
Single Pedal Porcelain Toilet w/ Sprayer
Fiberglass Shower Pan
"Sentrel Golden Beaches" Shower Walls
Clear Glass Shower Door
Power Bath Vent
Water Pump Switch at Termination
Demand Water Pump
Black Tank Flush System
Skylight Over Shower
Winterization Inlet at Termination Compartment
Chair-Rail in Toilet Room (N/A 385DS)
10-Gallon Gas/Elec - E.I. Water Heater

SLEEPING

Queen Bed 60x74 (405FK)
King Bed 72x80 Bed (385DS & 404RB)
Deluxe Innerspring Mattress w/ 312 Coil and Pillow Top
Bedsread, Pillows w/ Shams
Residential Style Headboard (N/A 385DS)
Day / Night Shades in Bedroom
32" LCD TV Bedroom
13" TV w/ DVD Player, Bunks (only 385DS)
DVD in Bedroom

ELECTRICAL/HEATING/AC

50-Amp Power Cord
Two GFI Circuits (Kitchen & Bathroom)
Outside Receptacle (DS)
LED Interior Ceiling Lighting
Emergency Start Switch
Coach & Chassis Battery Disconnect
Auto Generator Start
Patio Light
(2) 20,000-BTU E.I. Furnaces (N/A 385DS)
35,000-BTU E.I. Furnace (385DS Only)
13,500-BTU Ducted Roof A/C Front
13,500-BTU Ducted Roof A/C Rear
20-Gallon LP Tank
6.0-kW Diesel Generator
Power Control System w/ Inverter Assist-120V

Automatic Transfer Switch
2,000-Watt Inverter w/ (4) Auxiliary Batteries

AUTOMOTIVE/EXTERIOR

Diesel Cockpit Dash Console
Raised Rail Freightliner Chassis
Defroster Fans
Telescoping Tilt Steering Wheel
Cruise Control
Intermittent Wipers
Dash Air Conditioning
Exterior Mirrors w/ Heat & Remote
Auxiliary Driving Lights
Fuel Fills, Both Sides
Fully Automatic Leveling Jacks
Chassis Air Suspension and Air Brakes
340-HP ISB Cummins Rear Diesel Engine Torque 700 lbs./ft.
6-Speed Allison 2500MH Automatic Transmission
22.5 Radial Tires w/ Chrome Wheel Inserts
Deluxe Radius Entrance Door w/ Dead Bolt Lock
Front & Rear Mud Flaps
Power Entrance Steps-Double
Noble Select Gelcoat High Gloss Sidewalls (with Azdel Superlite Composite)
Aluminum Side Swing Compartment Doors
Front & Rear Fiberglass Caps
Air Horn
Rear Vision Camera With Color Monitor
Color Side Cameras - Touch Screen
Roof Ladder
5,000-lb. Towing Hitch w/ 7-Way Plug
Slide-Out Awning(s)
Auxiliary Air Supply Hook-Ups
Flush Floor Bedroom
Pass-Through Basement Storage
Full Body Paint
Crowned, Laminated Fiberglass Roof
Power Patio Awning
Frameless Tinted Windows w/ Safety Glass

OPTIONAL FEATURES

Surround Sound System
Power Entry Door Awning
"L" Shaped Sofa (405FK Only)
Buffet Table w/ 2 Chairs / 2 Folding (N/A 385DS)
6-Way Power Drivers Seat
6-Way Power Driver/Passenger Seats
Upgrade Mattress
MCD Shades Throughout the Coach
GPS Navigation
Double Clear Coat for Full Body Paint
Diamond Shield Protection
8.0-kW Diesel Generator
Dual Pane Frameless Windows
Outside Entertainment Center w/ 32" TV and DVD Player
Full-Width Rear Rock Guard
"SPORTSCOACH"
Slide-Out Basement Storage Tray
Stackable Washer & Dryer
39" Cockpit Mounted TV
Aluminum Rims
Salon Drop Down Bunk (404RB Only)
CSA Upfit
(1) CD-MVSA (Canadian Motor Vehicle Safety Act)
Travel Easy Roadside Assistance - provided by Coach-Net

Notes:

(1) Mandatory For all Canadian Provinces




THE CROSS COUNTRY SRS: THE POWER OF A DIESEL AT AN UNBEATABLE PRICE.

The Cross Country SRS gives you everything you'd want out of a diesel pusher. Smooth and powerful driving. Spacious floor plans. Tons of amenities. Attractive interior design. Top-quality fixtures and appliances. And if none of that gets your attention, just wait until you see the price.





CROSS COUNTRY SRS



EASY ON THE EYES. AND THE POCKETBOOK.

Inside the Cross Country SRS, beauty is around every corner. Elegant cabinetry. Attractive fixtures. Thoughtfully designed amenities. With each new experience, it delivers something new and unexpected.

Features:

- Raised-panel hardwood cabinet doors add warmth and style
- Quartz countertop, stainless steel appliances, and a glass tile backsplash round out a beautiful kitchen
- Elegant interior décor and color selections, so you can customize a look you'll love
- Fiberglass shower with custom-formed seat



Cross Country SRS 360DL shown in photos

Exterior Color Selections



Cross Country SRS is available in four full-body paint styles, including Barcelona (left), Matador (middle), Caramel (right), and Florentine (pictured on cover).



STEP RIGHT UP TO A NEW LEVEL OF LUXURY.

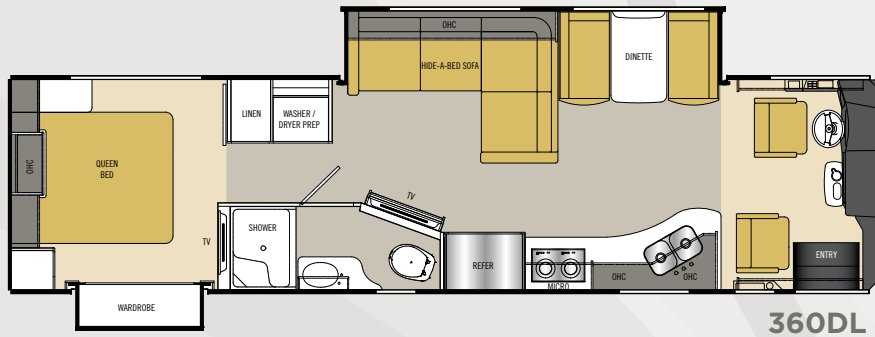
Featuring full-body paint in four different options, the Cross Country SRS looks as luxurious on the outside as it does on the inside. And it's loaded with practical features designed to make daily life on the road a breeze.

Best of all, the Cross Country SRS is priced for middle-class affordability. All the more reason to pursue a life of luxury on the road.

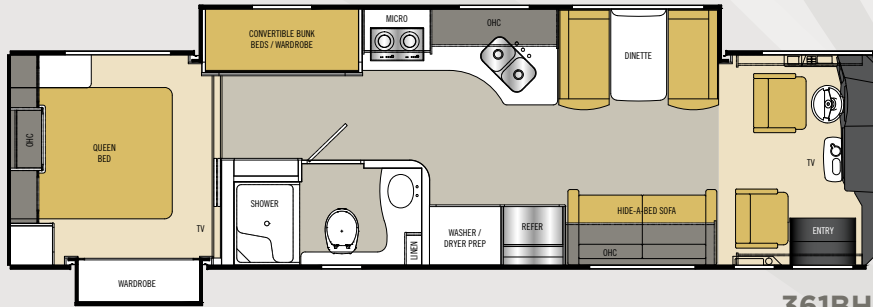
Features:

- Pass-through basement makes it easy to travel with large gear stowed below
- Upgraded heavy-duty power step provides secure entry
- 22.5 radial tires with attractive chrome wheel inserts enhance safety and appearance

Floorplans:




360DL




361BH


Interior Decor Color Selections



Mission Estate



Wilson Creek



Tuscan Valley

Interior Wood Color Selections



Spiced Maple



Honey Glazed Maple



Coastal Glazed Maple

Rear Exterior View



CROSS COUNTRY SRS STANDARD FEATURES

INTERIOR APPOINTMENTS

Padded Vinyl Ceiling
Raised Panel Hardwood Cabinet Doors Throughout
Heavy Duty Ball Bearing Drawer Guides Throughout
Antique Nickel Hardware & Fixtures
Folding Step-Well Cover
Dual-Pane Frameless Windows
6-way Power Driver Seat with 3-Point Seat Belt
Deluxe Manual Passenger Seat with 3-Point Seat Belt
Deluxe Window Treatments
L-Shaped Visionary Sofa Hide-A-Bed (360DL Only)
Dream Dinette Booth with Padded Wall Panels
Storage Drawers under Booth Dinette
MCD Power Front Privacy Shade
Manual MCD Side Shades in Driver's Area
Day / Night Shades in Living Area
Vinyl Tile Floor

INTERIOR EQUIPMENT

39" LCD TV Coach
DVD Player Living Room
Sound Bar Entertainment System
TV Antenna & Rotor Package
Pre-Wired for Manual Satellite Dish
Touch Screen Double DIN Dash
AM/FM Radio and CD Player

GALLEY

30" Stainless-Steel OTR Convection Microwave
2-Burner Induction Cook Top
Stainless-Steel 18-Cu. Ft. Residential Refrigerator
Quartz Kitchen Countertop
Glass Tile Kitchen Back Splash
Fantastic Power Ceiling Vent
Quartz Sink Covers
Stainless-Steel Sink

BATH AND WATER

Whole Coach Water Filter
Single Pedal Porcelain Toilet w/ Sprayer
Fiberglass Shower w/ Seat
Textured Glass Shower Door
Power Bath Vent
Shower Skylight
Winterization Inlet at Termination Compartment
Water Pump Switch at Termination
Black Tank Flush System
Demand Water Pump
10-Gallon Gas Electric Water Heater
Systems Monitor Panel
Stackable Washer/Dryer Ready

SLEEPING

Queen Bed 60x74
Deluxe Innerspring Mattress w/ 312 Coil and Pillow Top
Bedspread, Pillows w/ Shams
Residential Style Headboard
Night Shades in Bedroom
32" LCD TV Bedroom
13" TV and DVD Player, Bunks (361DL Only)
DVD in Bedroom
Rear Speakers

ELECTRICAL/HEATING/AC

50-Amp Power Cord
GFCI Circuit
Outside Receptacle (DS)
Emergency Start Switch
Coach & Chassis Battery Disconnect
Auxiliary Batteries (4)
Patio Light
34,000-BTU E.I. Furnace
Dometic Dual Zone Digital Thermostat
13,500-BTU Ducted Roof A/C Front
13,500-BTU Ducted Roof A/C Rear
20-Gallon LP Tank
6.0-kW Diesel Generator
Power Control System w/ Inverter Assist-120V
2,000-Watt Pure Sine Wave Inverter
Automatic Transfer Switch
Cable TV Jack
LED Interior Ceiling Lighting
Auto Generator Start

AUTOMOTIVE/EXTERIOR

Straight Rail Freightliner Chassis
Chassis Air Suspension and Air Brakes
340-HP ISB Cummins Rear Diesel Engine, 700 lbs./ft. Torque
6-Speed Allison 2,100MH Automatic Transmission
Diesel Cockpit Dash Console
Cupholders w/ LED Lighting at Dash
Rear Vision Camera With Color Monitor
Color Side Cameras - Touch Screen
Fully Automatic Leveling Jacks
Defroster Fans
Cruise Control
Manual Air Dump
Intermittent Wipers
Dash Air Conditioning
Dual Pane Frameless Windows
Exterior Mirrors w/ Heat & Remote
Auxiliary Driving Lights
Fuel Fills, Both Sides
Auxiliary Air Supply Hook-Ups
22.5 Radial Tires w/ Chrome Wheel Inserts
Front & Rear Mud Flaps
Power Entrance Steps-Double
Deluxe Radius Entrance Door w/ Dead Bolt Lock
Front & Rear Fiberglass Caps
Air Horn
Noble Select Gelcoat High Gloss Sidewalls (with Azdel Superlite Composite)
Aluminum Side Swing Compartment Doors
5,000-lb. Towing Hitch w/ 7-Way Plug
Power Patio Awning with LED Lighting
Slide-Out Awning(s)
Roof Ladder
Pass-Through Basement Storage
Full Body Paint
Fire Extinguisher
LP Leak Alarm
Smoke Detector
Carbon Monoxide Detector

OPTIONAL FEATURES

Upgrade Mattress
GPS Navigation
Power Entry Door Awning
MCD Shades Throughout
Stackable Washer & Dryer
Fireplace (360DL Only)
Outside Entertainment Center w/ 32" TV and DVD Player
Diamond Shield Protection
Double Clear Coat for Full Body Paint
Full Width Rear Rock Guard
"SPORTSCOACH"
CSA Upfit
(1) CD-MVSA (Canadian Motor Vehicle Safety Act)
Travel Easy Roadside Assistance - provided by Coach-Net

Notes:

(1) Mandatory For all Canadian Provinces



FREE One Year Membership – Coachmen Owners Association!

Sportscoach is proud to sponsor the largest manufacturer sponsored camping club in North America ... Coachmen Owners' Association (COA). COA provides you a world of ways to enjoy your RV. This is **FUN ON OVERDRIVE** and provides: Free Trip Routing, Exciting Tours & Rallies, Free Campground Directory, Local/State Club Activities, Easy RVing Magazine Free, Theme Park Discounts, Fuel Discounts, Free onebigplanet® Memberships with discounts at 180,000 merchants and Much More!

Every new Sportscoach RV buyer is eligible for a 1 Year FREE membership in the Coachmen Owners' Association. It all adds up to an easy ownership experience!

CLASS A DIESEL	CROSS COUNTRY SRS		CROSS COUNTRY		
	360DL	361BH	385DS	404RB	405FK
CUMMINS ISB 6.7L ENGINE	340HP@2600 RPM	340HP@2600 RPM	340HP@2600 RPM	340HP@2600 RPM	340HP@2600 RPM
ALLISON TRANSMISSION	2100MH	2100MH	2500MH	2500MH	2500MH
WHEEL BASE	208"	208"	242"	266"	266"
GVWR	26,000 lbs	26,000 lbs	28,000 lbs	31,000 lbs	31,000 lbs
GCWR	30,000 lbs	30,000 lbs	33,000 lbs	33,000 lbs	33,000 lbs
FUEL CAPACITY	90 gal	90 gal	100 gal	100 gal	100 gal
LP GAS CAPACITY (gallons)	20 gal	20 gal	20 gal	20 gal	20 gal
FURNACE (BTUs)	35,000	35,000	35,000	(2) 20,000	(2) 20,000
EXTERIOR LENGTH (w/o ladder)	36' 4"	36' 4"	39' 9"	41' 9"	41' 9"
EXTERIOR HEIGHT (with AC)	12' 4"	12' 4"	12' 4"	12' 4"	12' 4"
EXTERIOR WIDTH	102"	102"	102"	102"	102"
FRESH WATER	79 gal	79 gal	89 gal	89 gal	89 gal
GREY WATER	45 gal	45 gal	52 gal	52 gal	52 gal
BLACK WATER	45 gal	45 gal	46 gal	46 gal	46 gal
WATER HEATER	10 gal	10 gal	10 gal	10 gal	10 gal
AWNING SIZE	17'	17'	17'	17'	20'

GVWR (Gross Vehicle Weight Rating): The maximum permissible weight of the unit, including the unloaded vehicle weight (UVW) plus all fluids, cargo, optional equipment and accessories. For safety and product performance, do not exceed the GVWR.

GCWR (Gross Combined Weight Rating): The maximum total weight of the loaded unit, plus a tow vehicle. This includes the weight of both the unit and tow vehicle, fuel for each, all other fluids, cargo, occupants, optional equipment and accessories.

Important Note: All capacities are approximate, and all dimensions are nominal. Sportscoach motorhomes are designed to allow for a wide variety of uses, extended trips with two people or short trips with multiple people. Accordingly, each unit allows ample room for sleeping, seating, fluids and cargo. While the customer is the beneficiary of this design, the customer also bears the responsibility to select the proper combination of passengers, cargo, load, and tow vehicle without exceeding the chassis weight capabilities. Consumer may need additional braking capacity to tow loads greater than 1,000 pounds.

Seat belts should always be worn for passenger safety. Seat belts are provided at most locations to allow convenience in selecting which

seat to occupy. However, it is not intended that all seating positions equipped with a seat belt may be occupied while the vehicle is in motion, without regard to other weight factors.

All Sportscoach motorhomes are designed to ensure that the number of passengers allowed while the vehicle is in motion will always at least equal the stated sleeping capacity. Though extra seat belts may be provided, for your safety and the proper operation of your vehicle, limit your passengers to the number allowed by the Net Carrying Capacity of your vehicle.

All information contained in this brochure is believed to be accurate at the time of publication. However, during the model year, it may be necessary to make revisions and Sportscoach reserves the right to make all such changes without notice, including prices, colors, materials, equipment and specifications as well as the addition of new models and the discontinuance of models shown in this brochure. Therefore, please consult with your Sportscoach dealer and confirm the existence of any materials, design or specifications that are material to your purchase decision.

© Copyright 2014 Sportscoach RV a Division of Forest River Inc. - All Rights Reserved



Forest River Inc. encourages our customers to purchase their Forest River products from a local dealership whenever possible because of the following reasons:

1. Forest River, Inc. dealers are independently owned and operated businesses so priority service and scheduling is at their discretion and is often provided to customers that purchased their unit at that dealership.
2. Purchasing locally allows customers to establish meaningful relationships with a dealer, enhancing the RV experience through assistance with product questions, user tips or RV regulations for your state or country, and much more!
3. Canadian customers must meet requirements to bring an RV purchased out of the country to their home. These requirements may involve additional inspections and certifications, taxes and fees. Your local Canadian dealer is a professional at meeting these requirements.
4. Scheduling timely warranty repairs and adjustments through a local dealership provides far greater flexibility and convenience to you, the customer!

It is the goal of Forest River, Inc. that all of our RV owners fully enjoy the RV experience and that customer satisfaction meets or exceeds their expectations!



Travel Easy™ Roadside Assistance!

RVing is easier with Sportscoach's Travel Easy™ Roadside Assistance provided FREE the first year of ownership to those who purchase a New Sportscoach RV. Administered by Coach-Net, this service provides you with 24/7 operational, technical and emergency road service coverage. Also included is towing, fuel delivery, jump starts, lockout service, tire changes, mobile mechanic and unlimited technical assistance. Anywhere. Anytime. Travel Easy™ is the security of knowing that help is an easy phone call away.



Sportscoach RV, a Division of Forest River Inc.,
A Berkshire Hathaway Company
423 N. Main St., P.O. Box 30, Middlebury, IN 46540

To learn more about Sportscoach RV and our products and see how Sportscoach is making the easy life easier, visit www.sportscoachrv.com.



Learn More
Scan this barcode using a QR Reader on your smart phone to learn more about Forest River.



A Berkshire Hathaway company.