

We're back — better than ever!



SOMERSET

CAMPING TRAILERS

Full Tubular Steel Frame Automotive Construction • Exclusive Posi-Lock™ Lift System
Exclusive Marine-Quality Sunbrella 302® Tenting • The Widest Screen Door in The Industry
One Piece Aluminum-Skinned Seamless Roof • Above Floor Glide-Out Dinette System • Electric Brakes
High-Density Foam Mattresses • Galvanized Steel Body Panels • Performax 500® floors ... *and much more!*

SOMERSET

CAMPING TRAILERS

Columbia Northwest takes extraordinary pride in the innovative design and quality automotive construction of its Somerset® Camping Trailers. With two different series of trailers - Grand Tour and Evolution - offering eight different models, you're sure to find a Somerset® Camping Trailer that's right for you!

1967

Sheldon Coleman Sr. personally selected Somerset, Pennsylvania to engineer and manufacture the Coleman-branded camping trailer. It has been said that he selected Somerset, because he enjoyed hunting and fishing amongst the pristine mountains, forests and streams.



MOVING FOR



1969

The first generation of the Posi-Lock™ Lift System was introduced.



1988

The swing-level galley was patented and introduced to the industry.



1979

The Coleman-branded camping trailers became North America's best selling brand of camping trailer, an honor held for many years to follow.

1989

The Coleman® Company sold the Somerset plant and its folding camping trailers' unique designs to Fleetwood RV.



1990

Sunbrella tenting material was added to the folding camping trailers.



1996

All folding camping trailers were converted to wide body units.



2000

The Power Posi-Lock™ lift system was introduced.



2002

The high-walled Highlander Series trailers, complete with a residential-style galley and commode, were patented and introduced.



2004

The rotomolded storage box was introduced.





2015

Columbia Northwest, located one county away from Somerset, PA, introduced its line of folding camping trailers under a new name — Somerset® Camping Trailers. The name not only pays homage to the Somerset, PA plant where the Coleman-branded camping trailer was manufactured for many years, it also honors the hometown of the hard-working men and women who worked diligently to create the world's best folding camping trailer.



WARD



2005

The off-road Evolution Series trailers were introduced.

The BackSaver™ bed support system was patented and introduced.

2008

Fleetwood RV sold the Somerset plant to an investment group. Through a licensing agreement, the group continued to manufacture the product using the Coleman name.

2011

After struggling through the recession, the investment group closed the doors on the Somerset facility, and sold the intellectual property to Columbia Northwest. Founded in 1984 and located just minutes from the Somerset plant, Columbia Northwest was in a unique position to not only add to their RV line, but they were able to hire many of the former plant's key personnel.

2007

The one-piece, seamless roof was introduced.

Built To Last

Top-notch automotive construction ensures that Somerset® Camping Trailers are built to last and can go just about anywhere you want to take them. They are the only folding camping trailers made with 6-inch full tubular steel frame construction and the exclusive Posi-Lock™ lift system — with posts bolted directly to the trailer's frame, and independent stainless steel cables for each lift post.

Posi-Lock™ Lift System

The lift posts on our exclusive Posi-Lock™ lift system are made of stainless steel that will not corrode or bind. Unlike our competitors, the Somerset® Posi-Lock™ lift system's posts are designed to channel water to the ground and away from the trailer, eliminating the need for tent flaps to protect them against the elements.

The Posi-Lock™ lift system uses a current limiter microprocessor that automatically stops the top at the appropriate height. There is also a dynamic brake in the electric motor that locks the top in place — eliminating the need for additional bracing.

A thick-walled aluminum rail system encompasses the body to create a structural "belt-line" of reinforcement around the trailer.

All Somerset® Camping Trailers have a **heavy-gauge 6-inch tubular steel chassis** and a powder-coated, heavy-gauge tubular steel frame that uses no wood, glue or staples.


While most of our competitors attach their lift posts to walls and floors that are made primarily of wood, and held together with staples and glue, our **Posi-Lock™ lift system's lift posts are bolted directly to the trailer's steel frame** — creating superior strength and structural support.

The aluminum perimeter frame is supported above the trailer frame by **multiple steel bulkheads** — found at each corner and at the doorway.


10" Electric Brakes

Look at most tow vehicle owner's manuals and you'll see that brakes are required when towing anything over 1,000 lbs. Most competitors include brakes standard only on their larger and more expensive units. We believe all customers deserve the safety and security of trailer brakes.







The under-side of the **one-piece aluminum-skinned roof** is a continuation of the aluminum and steel skeletal framework. An aluminum extrusion that runs the full perimeter of the top is bound together with steel bracing, rivets and screws.



While most of our competitors use less expensive C channels, all Somerset® Camping Trailers feature **rectangular tubular box beam main frame members**, which not only provide greater structural support, the tubular beams also house the trailer's wiring for lasting protection.



We use the same **leaf-spring suspension system** that is used on heavy-duty trucks. The leaf spring suspension distributes road shocks over a larger area of the frame to lessen the stress on the vehicle.



The Posi-Lock™ lift system employs **independent aircraft-grade, stainless steel cables** and high quality ball-bearing pulleys. The stainless steel cables will not rust and they are independent for each lift post, allowing the roof to be raised and lowered with ease.



SOMERSET

CAMPING TRAILERS

We're back – better than ever!

ATTRACTIVE AND DURABLE: EXTERIOR

Travel In Style and Worry Free

With contemporary good looks and innovative design, a Somerset® Camping Trailer allows you the freedom to travel whenever and wherever you want to go – in style and worry free.

*Somerset® Camping Trailers are lightweight and fold to a compact size, making them easy to tow and easy to stow. They can be stored in practically any garage and can be towed by a wider variety of vehicles than most heavier travel trailers of similar size with similar features.**

Designed to be comfortable, convenient, and safe – with unique added features that not only look good, but help extend the life of the camping trailer – you can trust that our attention to detail will allow you to relax, have fun, and enjoy creating memories in your Somerset® Camping Trailer that will last a lifetime.

Standard in all models, an **awning** can easily attach to a rail on the roof, allowing you to create your own shade anywhere you go.



6 feet 5 inches

Rest assured that you will get a great night's sleep on your Somerset® Camping Trailer's **77-inch wide beds**. **Sunbrella 302® tenting** is permanently attached to the ends of the bed platforms' full-perimeter aluminum bed rails for easier setup and increased safety.

.060 gauge aluminum **diamond plate front and rear body panels** with recessed tail lights.



Steel Body Panels

Powder-coated, poly-textured, .040 gauge galvanized steel body panels are riveted directly to the trailer's structural skeleton. This permits the trailer to flex due to road conditions. Most competitors rely on staples, screws, laminated wood framed side-walls and interior furniture for structure instead of a durable skeleton. Which means their body and furniture joints are prone to loosening and weakening, shortening the lifespan of the vehicle.

The Somerset® Grand Tour Series Utah camping trailer shown here. Each Somerset® Camping Trailer model has a unique floor plan and features. Features shown here may not be included in all models.

* Garage and trailer sizes vary. Measure your garage and check the trailer specifications before you purchase a SOMERSET Camping Trailer. Also check the maximum towable weight limit of your towing vehicle in your towing vehicle's owner's manual.

One-Piece Aluminum-Skinned Roof

All Somerset® Camping Trailers have a time-tested, one-piece, seamless, .030 gauge aluminum-skinned, insulated roof that is folded on all four sides for added strength without added weight. It is the only seamless roof in the industry and the only roof constructed completely free of wood. **NO WOOD! NO SEAMS! NO PROBLEMS!**

The roof is factory-prepped to accept a dealer-installed air conditioner.

The exclusive **Posi-Lock™ POWER** lift system makes set up quick and easy.

Sunbrella 302® Tenting

- Sectionalized, marine-quality, fire-retardant, Sunbrella 302® tenting encompasses the SOMERSET® Camping Trailer. Sunbrella 302® is durable and requires no treatments. It will not fade, mildew or rot like cotton or canvas tenting.
- Sunbrella 302® tenting is breathable and stays fresh. It won't trap heat and moisture that leave a musty odor like vinyl or coated materials.
- Sunbrella 302® tenting is strong, yet lightweight and it won't shrink or stretch. It always fits perfectly.



24.5 inches

Patio light

The Somerset® Camping Trailer's **extra wide, one-piece, self-storing screen door** is the widest in the industry – allowing you to easily carry coolers and other items into your camper!

Storage trunk on some models.

Attached, self-storing bed support legs and the **patented BackSaver™ bed support system** allow for easy setup without bending or stooping.

Alloy Wheels

Double Slide-out Entry Step



Strong, durable **Performax 500®** floors will not warp, buckle or delaminate. Floors are under-coated with an **Ovation Layer** to create a protective, water-tight seal to guard against the elements.

SOMERSET

CAMPING TRAILERS

We're back – better than ever!

Home-Away-From-Home

Somerset® Camping Trailers include many everyday comforts and conveniences in one foldable package. The exquisite décor and thoughtfully designed floor plans include everything from window and bed privacy curtains — made of high-quality designer fabrics — to upholstered seat cushions and seat backs that are just as functional and durable as they are beautiful. Coordinating warm cherry wood laminated cabinets define the interior space.

Each Somerset® Camping Trailer includes a refrigerator, sink, indoor stove, portable table, electrical outlets, and oversized, 77-inch, comfort-engineered, quilted, high density foam mattresses — with no hard metal springs — to ensure you get a great night's sleep.

Clear windows with screens made of the finest mesh netting available allow for clear 360° views while natural light flows into the camping trailer and keeps unwanted insects outside.



Inside Stove



Portable Indoor/Outdoor Dinette Table with the seamless edges instead of T-molding

BEST-IN-CLASS FOAM MATTRESSES

Wrapped in high-quality, designer, quilted fabric — we use best-in-class, high-density, comfort-engineered, hypoallergenic foam to ensure our mattresses are quiet and offer unparalleled comfort.



The Industry's Easiest Above-Floor Glide-Out Dinette System with convenient side door access to ample under-seat storage.

The Somerset® Grand Tour Series Utah camping trailer shown here. Each Somerset® Camping Trailer model has a unique floor plan and features. Features shown here may not be included in all models.

Decorative Full-Perimeter Valance

Coordinating Window and Bed Privacy Curtains
crafted from high-quality designer fabrics



Deep-Bowl Sink with
Residential-Style Facet



NO-SPILL SWING-LEVEL GALLEY

The no-spill, swing-level galley's smooth chain and gear design allows for quick and easy set-up, with plenty of upper and lower storage.

Warm Cherry Wood
Laminated Cabinets

Seat Cushions and
Seat Backs
upholstered in
sturdy, high-quality,
designer fabrics

Furnace

3-Way Refrigerator

Natural Stone-Look
Vinyl Flooring



CURVE TOILET

Battery-powered flushable
toilet with a sleek modern
design and a comfortable
seat height.



Stereo with Indoor and Outdoor Speakers

SOMERSET

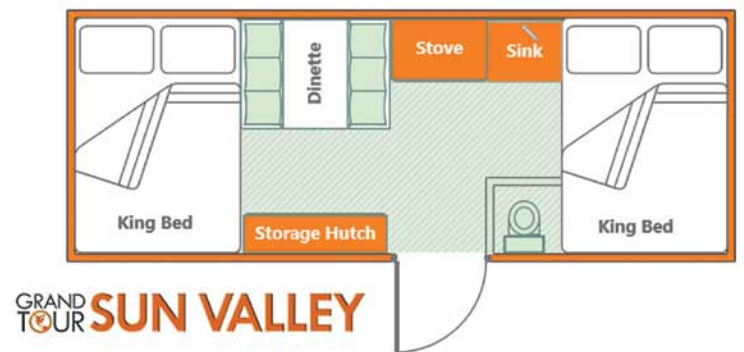
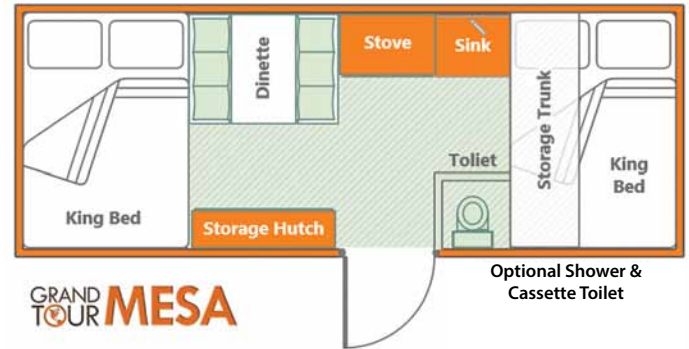
CAMPING TRAILERS

We're back – better than ever!

GRAND TOUR

The Somerset® Grand Tour series is designed for the camper who loves the fresh air experience and appreciates all the comforts of home.

The Grand Tour series was created to be your home-away-from-home and includes many of the everyday comforts and conveniences that you are accustomed to in one foldable package. The exquisite décor and thoughtfully designed floor plans include more than 30 standard features including a power lift system, refrigerator, stove, flushable toilet, shower, a stereo system and much more.



SPECIFICATIONS

	Utah	Sun Valley	Mesa	E3 Tray	E3 Box	E3 Deck	E2 No Front Storage
Box Size [Inside Length]	12'	12'	12'	12'	12'	12'	12'
Dimensions - Open [L&W]	23' 7" X 10' 8"	24' 10" X 8' 9"	23' 7" X 8' 9"	23' 7" X 10' 8"	23' 7" X 10' 8"	26' 5" X 10' 8"	23' 7" X 8' 9"
Dimensions - Closed [L&W]	18' 9" X 7' 5"	17' 1" X 7' 5"	18' 9" X 7' 5"	18' 9" X 7' 5"	18' 9" X 7' 5"	21' 9" X 7' 5"	17' 1" X 7' 5"
Height Closed / Open	58" / 105"	58" / 105"	58" / 105"	62" / 110"	62" / 110"	62" / 110"	53" / 110"
Interior Height	80"	80"	80"	80"	80"	80"	80"
Bed Size - Front	77" X 70"	77" X 70"	77" X 70"	77" X 70"	77" X 70"	77" X 70"	77" X 70"
Bed Size - Rear	77" X 70"	77" X 70"	77" X 70"	77" X 70"	77" X 70"	77" X 70"	77" X 70"
Dinette / Bed Size	71" X 43"	71" X 43"	71" X 43"	71" X 43"	71" X 43"	71" X 43"	71" X 43"
Converter Amperage	35A	35A	35A	35A	35A	35A	35A
Fresh Water Capacity	20 Gal.	20 Gal.	20 Gal.	35 Gal.	35 Gal.	35 Gal.	35 Gal.
Water Tank Storage	Under Floor	Under Floor	Under Floor	Under Floor	Under Floor	Under Floor	Under Floor
Gross Vehicle Weight Rating (GVWR)	3,500 lbs.	3,500 lbs.	3,500 lbs.	3,500 lbs.	3,500 lbs.	4,400 lbs.	3,500 lbs.
Unloaded Vehicle Weight	2,760 lbs.	2,455 lbs.	2,595 lbs.	2,635 lbs.	2,723 lbs.	2,908 lbs.	2,505 lbs.
Maximum Carrying Capacity	740 lbs.	1,045 lbs.	905 lbs.	865 lbs.	768 lbs.	1,492 lbs.	995 lbs.
Tongue Weight	290 lbs.	250 lbs.	285 lbs.	268 lbs.	305 lbs.	385 lbs.	220 lbs.
Tire Size	ST205/75D14	ST205/75D14	ST205/75D14	ST235/75R15C	ST235/75R15C	ST235/75R15C	ST235/75R15C



EVOLUTION PACKAGES INCLUDE:

- 35 Gallon Fresh Water Tank
- Diamond Plate Body Panel Trim
- 15" Off Road Tires
- LED Interior Lighting

EVOLUTION

The Somerset® Evolution series is designed for those who crave adventure and yearn to travel off the beaten path.

Built to withstand the harshest terrain with a 6-inch heavy-duty tubular steel main frame, 15-inch off-road tires, and alloy rims the Evolution series can go just about anywhere your vehicle can tow it.

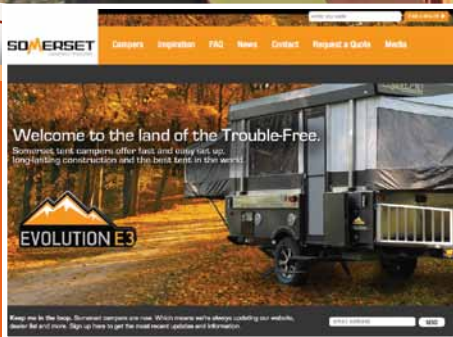


STANDARD FEATURES

- Dometic 3-Way Refrigerator
- Atwood Hydro Flame 16000 BTU Furnace
- 6 gal. Suburban Porcelain-Lined DSI Water Heater
- Water Heater Bypass Valves
- Sunbrella 302 Tenting (Including Window Flaps)
- Power Lift System with Current Limiter
- Stainless Steel Lift System
- "New" Thetford Curve Toilet & Cabinet
- Outside Grill
- 6" 11-Gauge Tubular Steel Frame
- Single (.030" Thick) Skin Aluminum Roof (No Seams)
- .056" Thick Diamond Plate Front and Rear Panels
- .030 Thick "Black" G-90 Galvanealed Steel Body Panels
- 14" Tires and Rims (Grand Tour)
- 15" Aluminum Wheels (Evolution)
- Spare Tire and Carrier
- 4 x BAL "C" Type 31" Stabilizing Jack w/ Sand Pads
- Patented Swing-Level Galley
- Back Saver Bed Supports
- 11 ft. Dometic Awning
- 35 Amp Converter w/ trickle charge
- Double Step
- Clear Vinyl Windows
- 10" Electric Brakes
- Double LP Tanks w/ Auto Changeover
- Outside Shower
- Deep Bowl Sink
- Stereo System w/ indoor and outdoor speakers
- EZ Lube Axle
- Recessed Tail Lights
- Bed Fan Light
- Exterior Outlet
- Exterior Patio Light

E2 Tray	E2 Box	E2 Deck
12'	12'	12'
23' 7" X 8' 9"	23' 7" X 8' 9"	26' 8" X 8' 9"
18' 9" X 7' 5"	18' 9" X 7' 5"	21' 9" X 7' 5"
53" / 110"	53" / 110"	53" / 110"
80"	80"	80"
77" X 70"	77" X 70"	77" X 70"
77" X 70"	77" X 70"	77" X 70"
71" X 43"	71" X 43"	71" X 43"
35A	35A	35A
35 Gal.	35 Gal.	35 Gal.
Under Floor	Under Floor	Under Floor
3,500 lbs.	3,500 lbs.	4,400 lbs.
2,595 lbs.	2,690 lbs.	2,810 lbs.
905 lbs.	810 lbs.	1,590 lbs.
275 lbs.	305 lbs.	365 lbs.
ST235/75R15C	ST235/75R15C	ST235/75R15C

We're back — better than ever!



FIND A DEALER

To find a Somerset® Camping Trailer dealer near you:

1. Visit www.SomersetRV.com
2. Enter your **ZIP code**
3. Click on the **"FIND A DEALER"** tab



BECOME OUR FRIEND ON FACEBOOK

www.Facebook.com/SomersetRV

FOLLOW US ON TWITTER

www.Twitter.com/SomersetRV

FOLLOW US ON YOUTUBE

www.YouTube.com/SomersetRV

© 2014 Columbia Northwest | Somerset® is a registered trademark of Columbia Northwest. Product information, photography and illustrations included in this publication were as accurate as possible at the time of printing. For further product information and changes, please visit our website at www.SomersetRV.com or contact your nearest Somerset® Camping Trailer dealer. Prices, materials, design and specifications are subject to change without notice. All weights, fuel, liquid capacities and dimensions are approximate. The user is responsible for selecting the proper combination of loads (i.e., occupants, equipment, fluids, cargo, etc.) to ensure that the vehicle's capacities are not exceeded.

SOMERSET

CAMPING TRAILERS

1297 Kecksburg Rd., Mt. Pleasant, PA 15666
724.423.7440 | www.SomersetRV.com