

Trend

WINNEBAGO



Why Trend?

- Two functional floorplans
- LED lighting
- StudioLoft™ bed with electric lift (23L)
- Deluxe Froli® sleep system
- Radio/GPS Navigation with 5" color touch screen
- MCD blackout roller shades
- Ultraleather™ furniture
- Powered patio awning with LED lighting
- Swivel cab seats



On the Cover: 23D Echo Red Deluxe Graphics

23D Vapor with High-Gloss Marbella Cherry Cabinetry

Some Trends Never Go Out of Style

The Trend™ is everything a Class C motorhome should be: nimble, stylish, feature-filled, and affordable. It starts with the Ram ProMaster chassis with a powerful gas engine. It is specifically designed for RV applications with swivel cab seats that are an active part of the cab area when parked. Several green features have been

included, such as LED lighting and dual-pane Euro windows for added thermal efficiency. Two 24-foot floorplans offer an array of amenities such as MCD roller shades, the Froli Deluxe Sleep System and the StudioLoft™ bed. Take the first step in a lifetime of adventure in a Winnebago® Trend.



Recognized Quality

The Recreation Vehicle Dealer Association annually rates RV manufacturers and awards the Quality Circle Award to manufacturers that provide exceptional products, service and support. Winnebago Industries is proud to be the only manufacturer that has received this award every year since its inception.



23D Vapor with High-Gloss Marbella Cherry Cabinetry

The Trend™ works hard to put you at ease, starting with soft Ultraleather fabric on a pair of contoured bench seats in the 23L or the Flexsteel Fold N Tumble sofa in the 23D. The cab seats swivel to join the conversation in the lounge or face the mid-coach HDTV. A skylight above the cab helps light the lounge, which can be controlled by a smoothly gliding shade. At night, the bench seats or sofa convert into comfortable sleeping spaces. Additional guests can sleep in the powered StudioLoft bed (23L) that drops down from the ceiling at the touch of a button.



23D Side Overhead Storage



23D Flexsteel Fold N Tumble as Bed



23D Room Divider



23D OnePlace and Coach Stereo System

Two unique floorplans call for two unique galley to make the most of the designated space. The L-shaped galley in the 23L creates a pleasant work center featuring a microwave oven, two-burner range, and stainless steel sink. The inline galley of the 23D brings you the additional baking flexibility of a standard microwave/convection oven (also available in the 23L). A decorative backsplash adorns both galley, which are expanded by a flip-up countertop extension.



23D Galley




23D Refrigerator/Freezer



Full-Extension Drawers



Flip-up Counter Extension



23D Glass Range Cover




23D Microwave/Convection Oven



23D Bedroom

Enjoy the comfort and privacy of a corner queen bed with a room divider curtain (23L) or the flexibility of two twin beds that can quickly convert into a cross coach sleeping system for two (23D). The Froli Deluxe Sleep System employs specially designed springs beneath each foam mattress to provide the perfect level of support. A full bath in each floorplan includes a relaxing shower with a flexible showerhead and a retracting shower door that self cleans with each use.




23D Bathroom



23D Shower



Bath Skylight



23D Bath Storage



Dash

The Trend's go-anywhere size is powered by a peppy Ram ProMaster chassis, designed to take you as far as your imagination drives you. Its ergonomic form is enhanced by large cab windows and powerful features preferred by experienced travelers, such as a color rearview monitor system and a radio/GPS system with touch screen monitor. The swivel cab seats are fully adjustable and the telescope steering wheel adjusts to fit any driver so you never feel road weary even after a long drive.



Front Overhead Storage



Cab Window Privacy Panels



23D Powered Patio Awning

With a nimble design that can take you off the beaten path, it's nice to have a powered patio awning with LED lighting so you can sit outside and enjoy the view when you arrive. The painted cab and all-new deluxe graphics make a statement on the road and a large rear storage compartment gives you extra space to bring coolers, chairs, or other traveling essentials.



Awning LED Lighting



Stylized Aluminum Wheels




Powered Mirror with Defrost



Automatic Entrance Door Steps



Exterior Storage



Exterior Service Center



Exterior Light



Exterior Passenger Side Storage



Fiberglass Roof
The one-piece fiberglass roof is backed by a 10-year limited parts-and-labor roof skin warranty.


Rubber Can't Cut It
Rubber roofs used by competitors can streak and degrade over time.

Thermo-Panel® Sidewalls
By layering fiberglass and high-density block foam insulation with welded aluminum support structures, we create some of the industry's strongest, most durable and lightweight sidewalls.

Embedded Steel Metal substructures embedded into the sidewall provide solid attachment points to keep cabinets and appliances mounted securely in place.

E-Coating An electrodeposition coating helps protect critical steel components.

Laser-Cut Tubing Precision laser cutters create precise joints in structural steel that are stronger and require less welding.



Interlocking Joints Specially engineered interlocking joints connect the floor, sidewalls, and roof where competitors often rely on simple screws to bear the weight.



Solid Framework Aluminum extruded in our own facility to our exacting standards creates an extremely strong and solid structural framework.

SUPER STRUCTURE®

BUILT TO LAST

Every coach—from our smallest Class C to our largest diesel-pusher model—is built to Winnebago's® legendary SuperStructure® construction standards. It's a process developed and refined over more than 50 years of building some of the strongest, most durable coaches in the industry.


TESTING Before rolling out of our factories, every coach undergoes an extensive 113-point inspection. Each coach also passes a high-pressure water test that simulates rain at a rate of 50-inches per hour to check for leaks. During the design process, our computer simulations, physical testing center, and rigorous test track ensure each model is built to last.



DETAILS At Winnebago, we treat the features you can't see with the same care as the ones you can. Look in the access panels of some of our competitors' coaches and you'll see loose insulation and wires haphazardly strewn about. Winnebago maintains a clean fit and finish throughout so your coach will last for the long haul.



BUILT IN-HOUSE We extrude our own aluminum. We rotocast our own plastic components. In fact, we manufacture most of our own parts so they are designed to fit the space, rather than fitting the space to an awkward off-the-shelf component size.



**SUPER
STRUCTURE**
BUILT TO LAST

Visit BetterBuiltRVs.com to gain real insight into what goes into a Winnebago motorhome.

TAKE A TOUR We're proud of our processes, state-of-the-art facilities, and the people who make Winnebago number one. We invite you to visit our complex in Forest City, Iowa, for a firsthand look at the dedication and technology behind every motorhome we build.

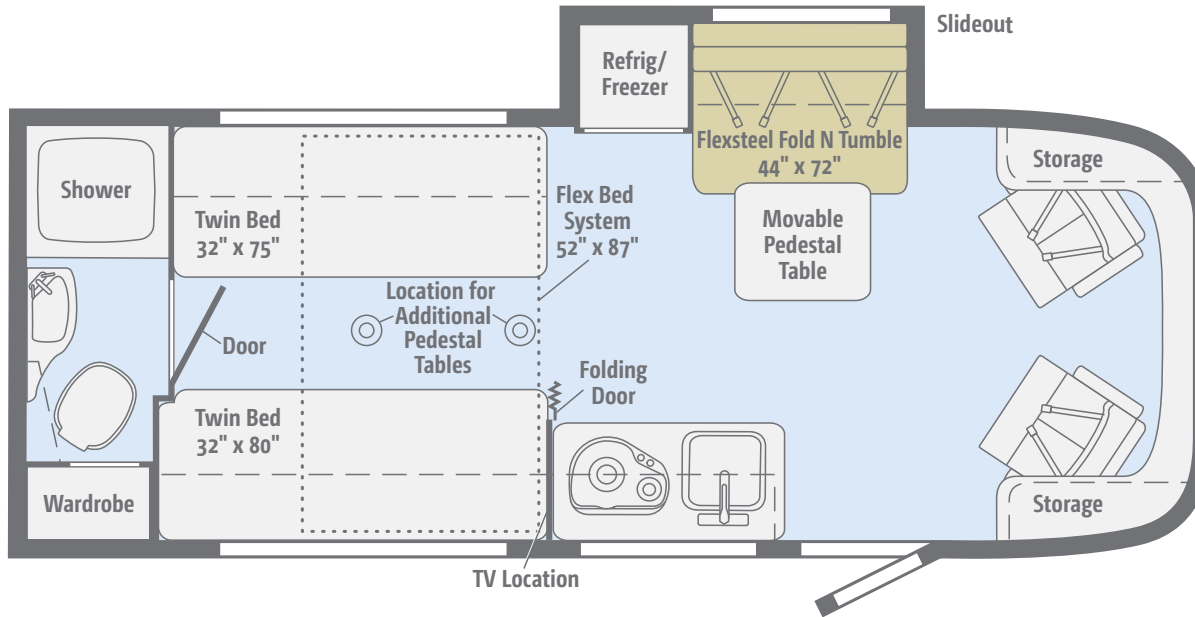
Call (641) 585-6936 or (800) 643-4892 or visit us online at Winnebagolnd.com/company/visit for more information.



Click here to explore this floorplan's web page.

23D

Twin beds that convert into a cross coach sleeping system for two, plus the Flexsteel® Fold N Tumble sofa offer comfort and flexibility for you and your traveling companions.

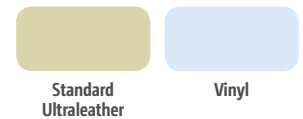
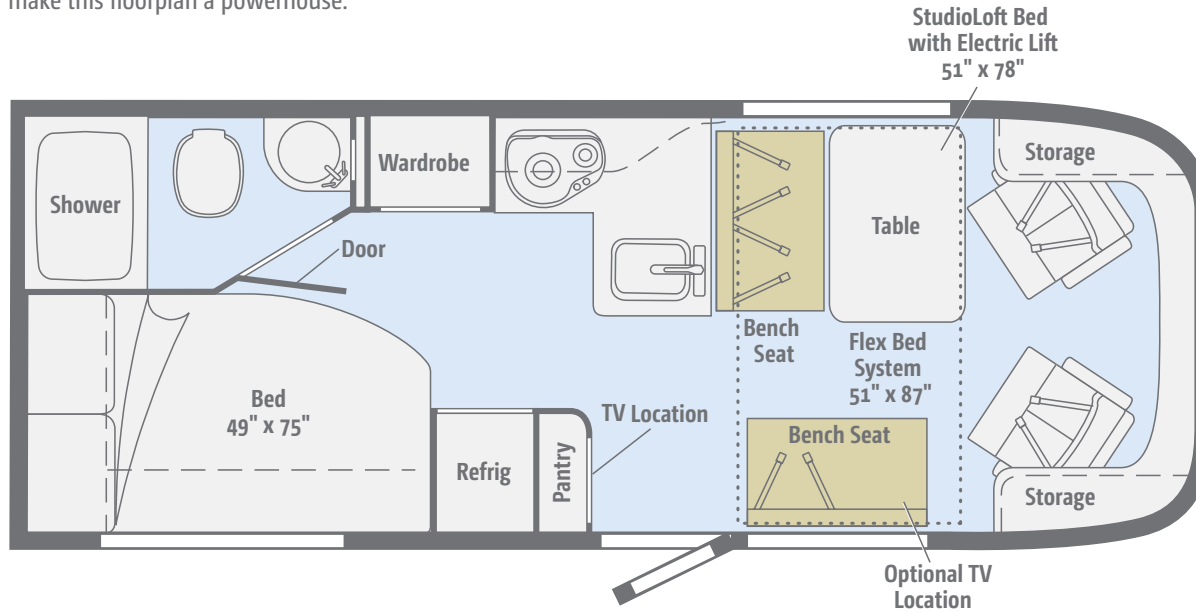


Standard Ultraleather Vinyl

[Click here to explore this floorplan's web page.](#)


23L

A large rear storage trunk, mid-coach galley, and front lounge that incorporates swivel cab seats make this floorplan a powerhouse.



Choose from four fabric collections and two wood finishes.

Turbo



Ultraleather



Feature Fabric



Laminate Countertop



Vinyl Flooring



Aosta Cherry



High-Gloss
Marbella Cherry

Winnebago® reserves the right to change décor materials and specifications without notice or obligation.

Choose from four fabric collections and two wood finishes.

Boulder



Ultraleather



Feature Fabric



Laminate Countertop



Vinyl Flooring



Aosta Cherry



High-Gloss
Marbella Cherry

Winnebago® reserves the right to change décor materials and specifications without notice or obligation.

Choose from four fabric collections and two wood finishes.

Pursuit



Ultraleather



Feature Fabric



Laminate Countertop



Vinyl Flooring



Aosta Cherry



High-Gloss
Marbella Cherry

Winnebago® reserves the right to change décor materials and specifications without notice or obligation.

Choose from four fabric collections and two wood finishes.

Vapor



Ultraleather



Feature Fabric



Laminate Countertop



Vinyl Flooring



Aosta Cherry



High-Gloss
Marbella Cherry

Winnebago® reserves the right to change décor materials and specifications without notice or obligation.

The Trend comes standard in deluxe graphics.



Echo Red
DELUXE GRAPHICS PACKAGE

Weights & Measures

	23D	23L
Length	24'	24'
Exterior Height ¹	10'2"	10'2"
Exterior Width	7'6"	7'6"
Exterior Storage ² (cu. ft.)	9.5	35
Awning Length	14'	15'
Interior Height	6'7"	6'7"
Interior Width	7'3"	7'3"
Freshwater Tank Capacity ³ (gal.)	29	26
Water Heater Capacity (gal.)	Continuous	Continuous
Holding Tank Capacity - Black/Gray ³ (gal.)	40/35	40/35
LP Capacity ⁴ (gal.)	13	13
Fuel Capacity (gal.)	24	24
GCWR ⁵ (lbs.)	11,500	11,500
GVWR (lbs.)	9,350	9,350
GAWR - Front (lbs.)	4,630	4,630
GAWR - Rear (lbs.)	5,291	5,291
Wheelbase	159"	159"

Ram ProMaster Chassis

280-hp. 3.6L V6 gas engine, 6-speed automatic 62TE transmission, 220-amp. alternator

Trailer Hitch⁵ 2,000-lb. drawbar/200-lb. maximum vertical tongue weight

4-pin trailer connector

Stylized aluminum wheels

Cab Conveniences

Cab seats armrests, adjustable lumbar support, adjustable headrest, and multi-adjustable swivel/slide

Radio 5" LCD touch screen color monitor w/GPS, steering controls, SiriusXM™ (one-year complimentary subscription included), AM/FM, Bluetooth™, CD player, USB ports

Rearview Monitor System w/color camera (viewed through rearview mirror)

Airbags driver and front passenger, side curtain, side seat bolster

3-point seat belts

Cruise control

Power steering w/telescoping wheel

12-volt powerpoints

Power door locks

Sunvisors

Power exterior mirrors w/defrost/turn signal

Cab window privacy panels

Powered windows

Carpet cab mat

Power door locks

OPTIONAL EQUIPMENT

Dash appliqué

Interior

24" HDTV (23L) (mid-coach)

28" HDTV (23D) (mid-coach)

Coach Stereo System AM/FM, CD/DVD player, Bluetooth, front input jack, and alarm clock

Satellite system ready

Skylight w/shade

MCD blackout roller shades

Tinted windows

Amplified digital HDTV antenna

Systems monitor panel

Powered ventilator fan (galley)

Vinyl ceiling

StudioLoft™ w/privacy curtain, LED accent lighting, ladder (23L)

Mirror

LED lighting

Vinyl flooring throughout

Assist bar

USB chargers

OPTIONAL EQUIPMENT

19" HDTV (23L) (Front)

Deluxe powered ventilator fan w/rain cover, electric lift and remote w/LED screen

Galley

Laminate countertops

Flip-up countertop extension

Single-door refrigerator/freezer (23L)

Double-door refrigerator/freezer (23D)

2-burner range top w/glass cover

Microwave oven w/touch control (23L)

Microwave/convection oven w/touch control (23D)

Water pump switch w/light

Decorative backsplash w/indirect lighting

Cold water filtration system

Stainless steel sink with glass cover, dishpan, cutting board, drain pan, and silverware rack (23L)

Stainless steel sink w/sink cover (23D)

OPTIONAL EQUIPMENT

Microwave/convection oven w/touch control (23L)

Bath

Skylight

Flexible showerhead

Retractable, self-cleaning shower screen

Toilet w/foot pedal

Fiberglass sink molded into countertop

Shower w/wall surround

Powered roof vent

Towel ring(s)

Tissue holder

Bedroom

Corner bed w/headboard, foam mattress, mattress cover, and access to storage below (23L)

Twin beds w/foam mattresses and access to storage below (23D)

Flex Bed System (23D)

Froli deluxe sleep system

Room divider curtain (23L)

Room divider folding door (23D)

Exterior

Powered patio awning w/LED lighting

Porch light w/interior switch

Automatic entrance door steps

Premium high-gloss skin

Front and rear mud flaps

Rotocast storage compartments

Exterior speaker system

Aluminum cab steps

Rear ladder

OPTIONAL EQUIPMENT

Dual pane Euro acrylic windows

Heating & Cooling System

13,500 BTU high-efficiency air conditioner w/1,800-watt heat strip

20,000 BTU low-profile, ducted furnace

Electrical System

Exterior AC duplex receptacle and TV jack

2,800-watt Cummins® Onan® gas generator

AC/DC load center, 45-amp. converter/charger

Power cord compartment 30-amp. power cord, cable TV input, portable satellite dish hookup

Coach battery disconnect system

Automatic dual-battery charge control

Auxiliary start circuit

Deep-cycle, Group 31 AGM battery

OPTIONAL EQUIPMENT

2 deep-cycle, Group 31 AGM batteries

100-watt solar panel/battery charger

Plumbing System

Service Center pressurized city water hookup, exterior wash station w/lighted pump switch, coiled water hose, QuickConnect® and sprayer head

Water tank fill w/lockable door

10' sewer hose

Tankless water heater

TrueLevel™ holding tank monitoring system

Winterization Package w/siphon tube

Permanent-mount LP tank w/gauge

On-demand water pump

Black tank flush

OPTIONAL EQUIPMENT

Heated drainage system

Safety

2 child seat tether anchors (23L)

LP, smoke, and carbon monoxide detectors

10 BC fire extinguisher

Ground fault interrupter

Warranty⁶

12-month/15,000-mile basic limited warranty⁷

36-month/36,000-mile limited warranty on structure⁷

10-year limited parts-and-labor warranty on roof skin⁷

FOOTNOTES

1. The height of each model is measured to the top of the tallest standard feature and is based on the curb weight of a typically equipped unit. The actual height of your vehicle may vary by several inches depending on chassis or equipment variations. Please contact your dealer for further information.
2. The load capacity of your motorhome is designated by weight, not by volume, so you cannot necessarily use all available space when loading your motorhome.
3. Capacities are based on measurements prior to tank installation. Slight capacity variations can result due to installation applications.
4. Capacities shown are tank manufacturer's listed water capacity (W.C.). Actual filled LP capacity is 80% of listing due to overfilling prevention device on tank.
5. Actual towing capacity is dependent on your particular loading and towing circumstances which includes the GVWR, GAWR, and GCWR, as well as adequate trailer brakes. Please refer to the Operator's Manual of your vehicle for further towing information.
6. See separate chassis warranty.
7. See your dealer for complete warranty information.

NA Not Available

Not all items available in combination. See dealer for details.

Winnebago's® continuing program of product improvement makes specifications, equipment, model availability, and prices subject to change without notice. Published content reflects the most current product information at time of printing. Please consult your dealer for individual vehicle features and specifications.





Let us host
your next

Adventure



WGOAdventures.com

Connect with Winnebago (Click one of the following)



Like us



Follow us



Watch us



Show your Winnebago love
with high-quality gifts and wearables.



Apparel | Gifts | Parts | Gear

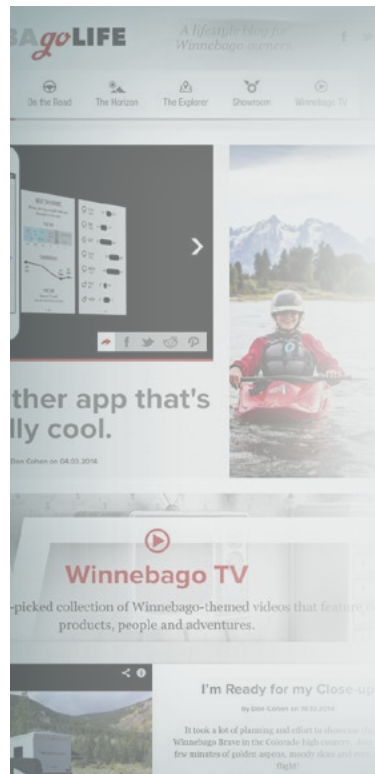
WinnebagoOutdoor.com

Find your style



WinnebagoInd.com Has All The Answers

Visit WinnebagoInd.com on your computer, smartphone, or tablet for the latest product information and updates.



Welcome to GoLife!

Visit our lifestyle blog for motorhome news, personal travelogues, and community stories.

WinnebagoLife.com



PREFERRED CARE PROGRAM

We back our motorhomes with best-in-class support both before and after the sale:

- 12-month/15,000-mile basic limited warranty
- 36-month/36,000-mile limited warranty on structure
- 10-year limited parts-and-labor warranty on fiberglass roof
- Complimentary 24-hour roadside assistance program
- TripSaver® Fast Track Parts guarantees that in-stock warranty parts ship directly to your dealer within 24 hours
- National dealer service network



For more information, visit us
WGOService.com



From RV to personal insurance, Winnebago RV Insurance can provide all the coverage and services you need to feel at home on the road.

For more information:
(800) 642-4892



CONTACT US

GENERAL INQUIRIES

Corporate Switchboard
(641) 585-3535

CURRENT PRODUCT OWNER AND SERVICE-RELATED INQUIRIES

(800) 537-1885
or winnebagoind.com

NEW VEHICLE SALES INQUIRIES

sales@winnebagoind.com

FAX

(641) 585-6966

POSTAL ADDRESS

Winnebago Industries, Inc.
P.O. Box 152
Forest City, IA 50436

STREET ADDRESS

Winnebago Industries, Inc.
605 West Crystal Lake Road
Forest City, IA 50436



Join the Club, Join the Fun

Here's the perfect way to begin your life on the road as the owner of a new Winnebago – by joining the exclusive WIT Club. Start your adventure with other fun-loving WIT Club members from across the country and get the most out of your new Winnebago motorhome.



Members enjoy:

- Caravans and rallies
- Newsletters
- Local and state group activities
- RV travel benefits

See more at
WITClub.com



Grand National Rally

Each year, thousands of Winnebago owners descend upon Forest City, Iowa. Rally-goers enjoy an unforgettable week reconnecting with friends, taking tours, participating in activities, and more. Join the adventure next July!