

# BY VENTURE RV

# SPORTTREK

Travel Trailers & Toy Haulers



## Living Room/Kitchen

- Built-In Radius Entertainment Center w/Halogen Lighting (most models)
- Bluetooth DVD/CD/MP3/AM/FM Stereo
- Carefree® Designer Residential Freeze/Crack-proof Linoleum
- Shaw® R2X Stain-Resistant Carpet
- Panoramic Slideout Windows
- Skylight w/Shade
- 6' 10" Interior Height (most models)
- Cognac Maple Cabinet Doors & Drawers
- Tilt-Out Utility Tray
- Café Latte Mosaic Tile
- High-Rise Satin Nickel Faucet
- 60/40 Deep Sink w/Sink Covers
- Safe-Tek® Box
- Full-Extension Ball Bearing Drawer Guides
- Comfort by Design® Grand Dinette w/Reversible Cushions
- Comfort by Design® Sofa w/Reversible Cushions
- (4) Flush-Mount Interior Speakers

## Appliances

- Microwave w/Turntable
- 6.3 CU FT Refrigerator
- 3-Burner Stovetop w/Oven
- Vented Range Hood w/Light
- Coleman® Whisper A/C
- 6 GAL DSI Quick Recovery Water Heater

## Bath

- Foot-Flush Toilet
- Multi-Shelf Shower or Tub

- Designer Shower Curtain
- Mirrored Medicine Cabinet

## Bedroom

- Designer Padded Headboard
- Sleep Tight® Innerspring Mattress
- Reversible Residential Quilted Comforter
- Extend-a-Bed® Body Pillow
- Teddy Bear® Bunk Mattress(s)
- Solid Wood Nightstands
- Overhead Cabinets
- Large Shirt Closet w/Built-In Shelf
- (2) Gas Struts for Under-Bed Storage
- Solid Wood Privacy Door(s) (most models)
- TV & Satellite Connections
- Hard Valances
- Nightshades

## Exterior/Construction Features

- Diamond Plate Rock Guard
- EZ Access® LP Tank Cover
- EZ Exchange® (2) 20 LB LP Tanks w/Auto Changeover
- Large Pass-Thru Baggage Doors (cooler-sized)
- Wide-Trek® Axles
- Self-Adjusting Brakes
- Triple Entry Steps w/LED Stairwell Light
- Under Shield® Heated & Enclosed Underbelly
- BAL® E-Coated & Epoxy-Painted Huck Bolted Frame
- Fiberglass Exterior w/Champagne-Colored Front & Rear Profile

- Deep Slides w/Colored Slideout Ends
- Exterior Shower w/Hot & Cold Water
- Tinted Safety Glass Windows
- Hitch Light
- (4) Ground Effect Blue LED Lights
- Digital Antenna Receiver
- Large Assist Grab Handle
- Cable/Satellite Connection (2 locations)
- (4) Secure Stance® Angled Stabilizer Jacks
- 5/8" Tongue & Groove Plywood Floor
- Walkable Roof
- (2) Marine-Grade Exterior Speakers
- Alpha Superflex® Roof Material
- Gutter w/Downspouts
- Gutters above Slideouts
- Extra-Long Awnings
- Pre-Wired Zamp® Solar

## Options

- Multi-Directional LED Lighted Power Awning
- LED Interior & Exterior Lighting
- Aussie® Outside Grill
- Lighted Power Tongue Jack w/Level
- Fireplace
- Theater Seating (on most models)
- Flip-Up Cargo Tray
- Sleep Tight® Gel-Infused Memory Foam Mattress
- 15" Radial Tires w/Aluminum Wheels (4)
- 15,000 BTU A/C
- 50 AMP Service w/2nd A/C Prep

## Travel Trailer Trail Package

- Spare Tire, Carrier & Cover
- Ladder
- Black Tank Flush

## Entertainment Package

- 40" HD LED USB Port
- Swing-Away Rear Bumper Bracket

## SportTrek Toy Hauler Packages & Options

### Toy Hauler Package

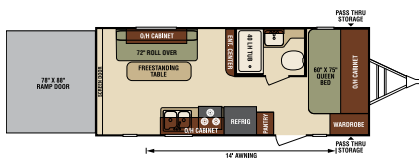
- Spare Tire/Carrier
- Ramp & Transition Extensions
- Security Light
- Black Tank Flush
- Toy Lok®

### Entertainment Package

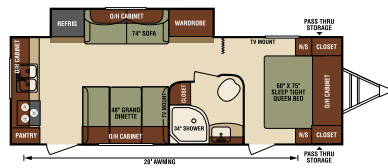
- 40" LED ROKU-Ready TV (32" LED TV in 190VTH)

### Toy Hauler Options

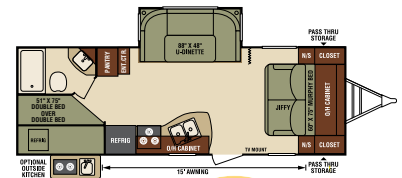
- Fuel Tank w/Pump Station
- High-Polish Aluminum Rims
- Power Bed (in garage area)
- 15,000 BTU A/C
- Multi-Directional LED Lighted Power Awning
- Swing-Away Generator Tray
- 50 AMP Service w/2nd A/C Prep
- Retractable Screen Cargo Door
- Interior/Exterior LED Lighting
- Lighted Power Tongue Jack w/Level



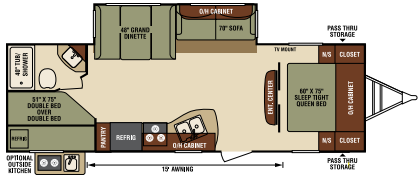
**ST190VTH**



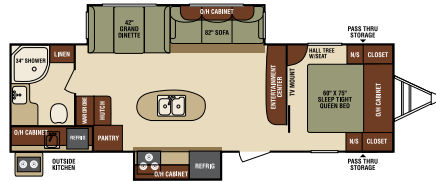
**ST250VRK**



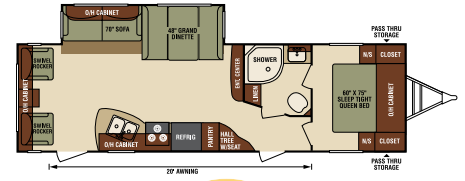
**ST251VBH** **NEW**



**ST270VBH**



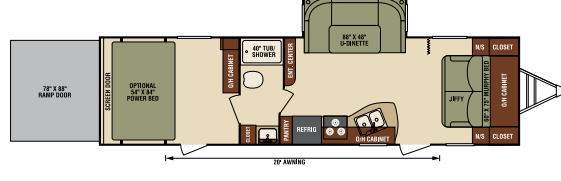
**ST280VRB**



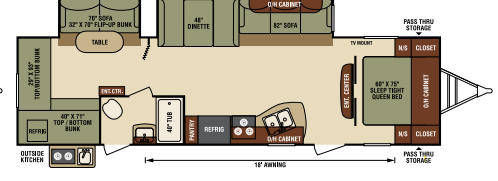
**ST282VRL** **NEW**



**ST290VIK**



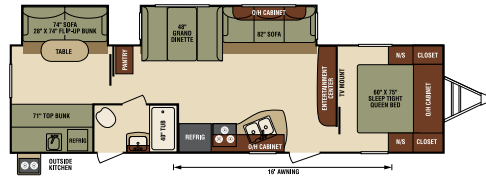
**ST302VTH** **NEW**



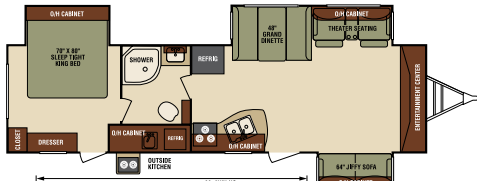
**ST312VBH**



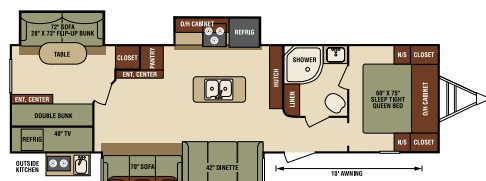
**ST320VIK**



**ST322VBH**



**ST323VFL** **NEW**



**ST327VIK** **NEW**

**2016 Décor**



*Black Diamond*



*Tahoe*

Travel Trailers	ST190VTH	ST250VRK	ST251VBH	ST270VBH	ST280VRB	ST282VRL	ST290VIK	ST302VTH	ST312VBH	ST320VIK	ST322VBH	ST323VFL	ST327VIK
UVW (Unloaded Vehicle Weight)*	4,450	5,270		5,460	6,880	6,040	7,000	6,480	7,110	7,250	7,130	7,700	7,750
Dry Hitch Weight*	680	500		660	650	760	770	1,000	800	860	710	1,420	850
Dry Axle Weight*	3,770	4,770		4,800	6,230	5,280	6,230	5,480	6,310	6,390	6,420	6,280	6,900
NCC (Net Carrying Capacity)	2,550	1,230		1,340	1,420	960	1,300	2,120	1,190	1,350	1,170	1,100	1,050
GVWR	7,000	6,500		6,800	8,300	7,000	8,300	8,600	8,300	8,600	8,300	8,800	8,800
Interior Height	78"	78"	78"	82"	82"	82"	82"	82"	82"	82"	82"	82"	82"
Exterior Height with A/C	10' 9"	10' 7"		10' 7"	11'	11' 8"	11' 1"	10' 8"	11' 8"	11' 1"	11' 2"	10' 3"	11' 8"
Exterior Width	96"	96"	96"	96"	96"	96"	96"	96"	96"	96"	96"	96"	96"
Exterior Length	23' 11"	28' 9"		30' 8"	32' 2"	33' 6"	35'	34' 4"	35' 6"	35' 6"	35' 10"	35' 3"	35' 7"
Refrigerator (Cubic Feet)	6	6	6	6	6	6	6	6	6	6	6	6	6
Water Heater Cap. (Gal. Gas w/DSI)	6	6	6	6	6	6	6	6	6	6	6	6	6
Fresh Water Capacity (Gallon)	40	40	40	40	40	40	40	40	40	40	40	40	40
Black Water Capacity (Gallon)	32	32	32	32	32	32	32	32	32	32	32	32	32
Gray Water Capacity (Gallon)	32	32	32	32	64	32	32	32	32	32	32	32	32
LP Gas Capacity (Lbs.)	40	40		40	40	40	40	40	40	40	40	40	40
Furnace BTUs (1,000s - OPTIONAL)	20	20	40	25	25	25	30	25	30	30	30	30	30
Tire Size	15"	14"		14"	15"	15"	15"	15"	15"	15"	15"	15"	15"
Awning	14'	20'		15'	16'	20'	20'	20'	18'	16'	16'	20'	10'/11'

\*This weight reflects the rolling average unit weight for each model. Your trailer weight will vary according to optional equipment.



985 N 900 W • Shipshewana, IN 46565  
[www.venture-rv.com](http://www.venture-rv.com)

Due to continual research and advances, manufacturer reserves the right to change specifications, design, price and equipment without notice, and assumes no responsibility for any error in this literature. Some items shown are not included as standard or optional equipment. ©2015 Venture | 9/2/15 | 10M