

AGENT

P R E M I U M T O Y H A U L E R S



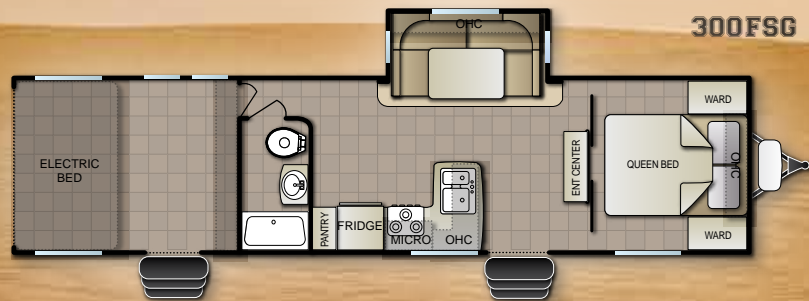
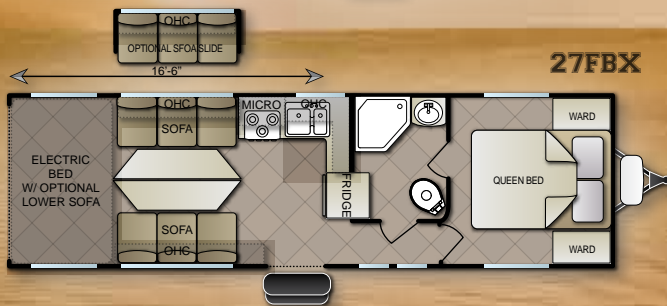
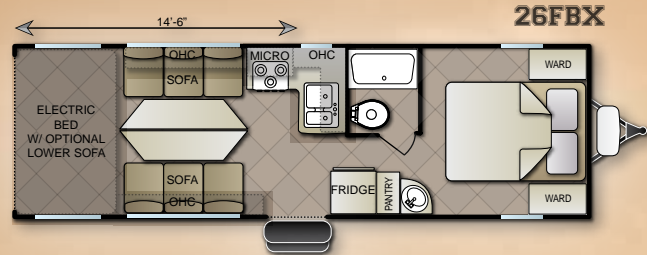
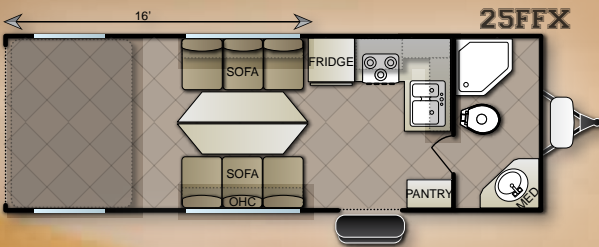
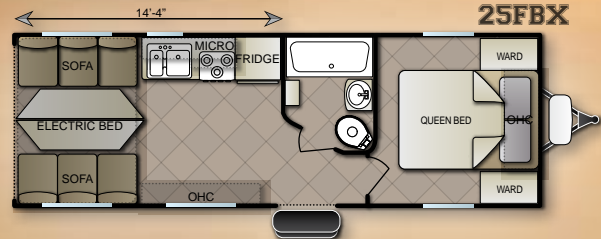
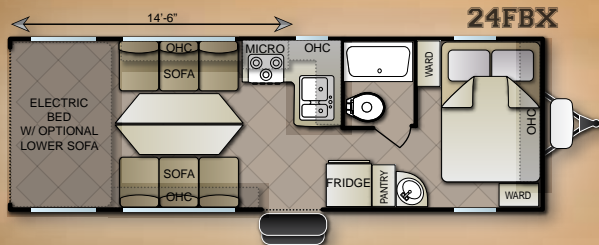
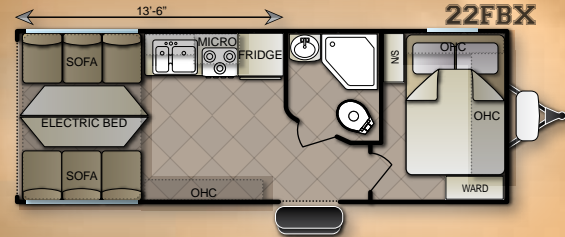
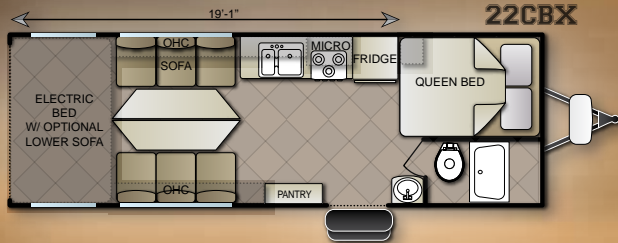
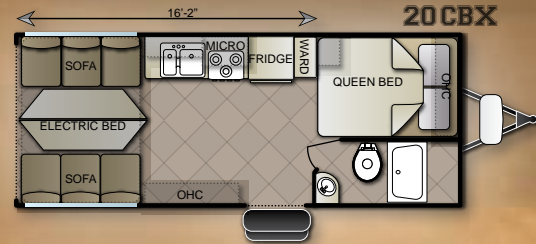
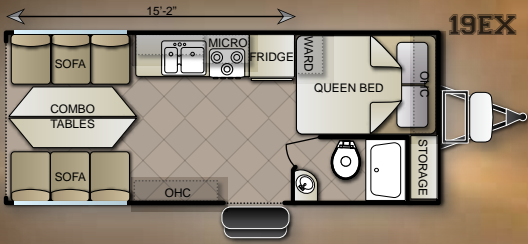
Pacific
Coachworks®

27FBX



FLOOR PLANS

TRAVEL TRAILER FLOOR PLANS



FIFTH WHEEL FLOOR PLANS

* +4 CARGO OPTION AVAILABLE

* +4 CARGO OPTION AVAILABLE



STANDARD FEATURES



SOLAR READY



CENTRAL CONTROL PANEL




ALL MODELS FIT 4 SEAT
1000 XP RZR



12V MAIN BREAKER /
BATTERY DISCONNECT




POWER AWNING
W/ LED LIGHT



DUAL PEDESTAL TABLES



BLACK TANK FLUSH




METAL DOOR LATCH




BLUETOOTH DVD
PLAYER



LED RUNNING LIGHTS



LED INTERIOR LIGHTS



PULL DOWN ROLLER
SHADES

POPULAR OPTIONS



CEILING MOUNTED 40"
TV



ALUMINUM WHEELS



SINK COVER



RETRACTABLE ROOF
LADDER



SPECIFICATIONS

MODEL	19EX	20CBX	22CBX	22FBX	24FBX	25FBX	25FFX	26FBX	27FBX	300FSG	F285FS	F295
EXT LENGTH	26'-1"	25'-11"	28'-10"	27'-6"	31'-1"	29'-7"	31'-10"	32'-6"	34'-10"	38'-4"	33'-9"	34'-6"
EXT WIDTH	102"	102"	102"	102"	102"	102"	102"	102"	102"	102"	102"	102"
INT HEIGHT	94"	94"	94"	94"	94"	94"	94"	94"	94"	94"	101"	101"
CARGO R/S	6'-2"	6'-2"	12'	6'	12'-6"	6'-1"	16'	12'-6"	12'-8"	13'	12'-6"	13'-5"
CARGO C/S	14'	15'	17'-10"	13'-6"	17'	14'-3"	20'-9"	17'-2"	16'-10"	13'	13'-5"	13'-4"
GVWR	9,900	9,900	9,900	9,900	9,900	9,900	9,900	9,900	9,900	11,800	11,800	14,800
AXLE WEIGHT	4,390	4,560	5,700	4,700	5,160	5,280	5,130	5,740	5,800	TBD	TBD	6,695
HITCH WEIGHT	550	820	1,000	820	900	860	1,060	1,020	1,120	TBD	TBD	2,840
UVW	4,980	5,420	6,740	5,560	6,100	6,180	6,190	6,800	6,960	TBD	TBD	9,595
PAYLOAD	4,920	4,480	3,160	4,340	3,800	3,720	3,710	3,100	2,940	TBD	TBD	5,205
FRESH WATER	56gal	106gal	106gal	106gal	106gal	106gal	106gal	106gal	106gal	170gal	170gal	170gal
GRAY WATER	40gal	40gal	40gal	40gal	40gal	40gal	40gal	40gal	40gal	50gal	50gal	50gal
BLACK WATER	40gal	40gal	40gal	40gal	40gal	40gal	40gal	40gal	40gal	50gal	50gal	50gal

NOTE: PCW reserves the right to change or discontinue at any time, without notice, prices, colors, materials, equipment, accessories, specifications, models, and packages, without incurring any obligations to make the same or similar changes to trailers. Unloaded vehicle weight (UVW) information is intended as a guide only and does not include water, fluids or popular options. Actual weight may vary. Payload capacity does not include the weight of water, fluids, or popular options. Weights and capacities are approximate and are subject to change without notice.

FEATURES

INTERIOR FEATURES

- 12v Exhaust Fan
- 20,000 or 30,000 BTU Furnace (per fp)
- 3 Rows of 2,500lb Tie Downs
- A/C 13.5 BTU - Ducted Where Available
- ABS Tub Surround
- Boxed Valances
- Custom Command Center
- Deluxe Medicine Cabinet
- Designer Bedspread (NA 19EX)
- Double Tall Overhead Cabinets
- Drive Up Wheel Wells
- Dual Facing Rear Sofa w/ Pedestal Table (Sofa and 2 Chairs on FW's)
- Floor Ducted Heat on All Front Bed Models
- Full Extension Ball Bearing Drawer Guides
- Full Size Rear Electric Bed (1) - Opt. 20CBX /19EX
- Laminated Counter Tops w/ Self Edge
- Large Double Door Refrigerator
- Large Oven w/ Cooktop and Range Hood
- LED Lighting
- Light Soffit Over Medicine Cabinet
- Microwave Oven
- Mirror Ward Doors Where Available
- Next Level Floor Covering Throughout
- Overhead and Under Bed Cabinets
- Oversized Slider Windows
- Porcelain Toilet
- Roller Shade Window Coverings
- Self Edge Laminated Countertop
- Skylight Bath (NA 19EX)
- Solid Privacy Door (per fp)
- Stainless Appearance Package
- Stainless Steel Sink w/ Sprayer Faucet
- Stereo w/ Bluetooth (TT's)
- Stereo w/ Amp, and Subwoofer (FW's and 300FSG)
- True Queen 60x80 Bed w/ Pillow Top Mattress (where available)
- Tub Surround
- TV Hook Ups in Livingroom and Bedroom (where available)

EXTERIOR FEATURES

- 1 Piece Rubber Roof
- 102" Full Wide Body Construction
- 7' Radius Ramp Door w/ 3,000lb capacity (TT's)
- 8' Radius Ramp Door w/ 3,000lb capacity (FW's, 300FSG)
- Blacked Out Wheels
- Cable/Satellite Hook Ups
- Diamond Plate Rock Guard
- Dual LPG Bottles w/ Easy Access ABS Cover
- Exterior Folding Ladder (Opt on TT's)
- Fender Skirts
- Full Blanket Next Level Vinyl Flooring
- Fully Bonded Aluminum Framing and Fiberglass Siding (FW's, 300FSG)
- Full Walk On Roof Decking
- Generator Ready
- Grade 2 Kiln Dried SPF Wood Framing and Heavy Gauge Aluminum Siding (TT's)
- Heavy Gauge Smooth front metal wrap
- High Intensity 12v Scare Light (opt on 19EX)
- Keyless Entry
- LED Running Lights
- LP BBQ Hookup
- Marine Grade Exterior Speakers
- Omni Directional HD Digital TV Antenna
- Powder Coated Reinforced Chassis
- Powder Coated Heavy Duty Axles w/ Electric Brakes and EZ Lub Hubs
- Power Awning w/ LED Light Strip
- Radius Entry Door
- Rear Ramp Lights
- Sani Flush Black Tank Flush System
- Security Bracket
- Self Keyed, Self Latching Ramp Door Locks
- Solar Ready
- Spare Tire
- Stab Jacks
- TV Antenna (opt on 19EX)
- Z- Style Outriggers

POPULAR OPTIONS

- 18 Gal Fuel Tank
- 15.0 BTU A/C IPO 13.5
- 160 W Solar w/ Inverter
- 2nd Lift Bed (per fp)
- 40 Gal Fuel Tank
- Bunk Ladder
- Chair (1)
- Chairs IPO of Sofa - Curb Side
- Custom Carpet Kit
- Diamond Plate Cargo Floor
- Enclosed Tanks
- Exterior Folding Ladder
- Front Fiberglass Cap
- Generator Onan 4.0 (NA 19EX)
- Glass Bath Enclosure (per fp)
- Heated Tanks - Pads
- Power Tongue Jack
- Pressure Sprayer
- Rear Electric Bed (1) - 20CBX, 19EX
- Rear Screen Wall
- Sink Cover
- Sofa - Single Rear "Floating" (per fp)
- Sofa Slide Out - Livingroom (per fp)
- Tankless Water Heater
- TV LCD - Ceiling Mount
- Winterizing Kit
- EXTERIOR FIBERGLASS WALLS (TT's, NA 19EX)

ADDITIONAL 19EX OPTIONS

- Flood Light
- Portable Generator
- Front Stab Jacks
- TV Antenna

*Some Features, Packages and Options are not available on all models. Please consult your local sales representative for more information.

NOTE: All Pacific Coachworks recreational vehicles are sealed with Sealtech.



Pacific Coachworks
3411 N. Perris Blvd
Perris, CA 92571
(951) 686-7294
www.pacificcoachworks.com

Find us on...   
contact your local dealer



All information included in this brochure is the latest at the time of publication. Pacific Coachworks reserves the right to make changes and to discontinue models without notice or obligation. Photos in this brochure may show optional equipment or props used for photography purposes only.

All recreational vehicles built by Pacific Coachworks, Inc. include a one year factory warranty. Roadside Assistance via Coach-Net is also included.