



PRECEPT™

2016

2016 PRECEPT CLASS A MOTORHOMES



GO IN STYLE
#LETSJAYCO

HANDS DOWN,
THE BEST RIDE.

2
YEAR
WARRANTY



#LETSJAYCO

When you travel with Jayco, fun is the only thing on the agenda. That's because we go the extra mile so you can live in the moment. From comfortable, amenity-packed floorplans to weather-shielding insulation and superior frame construction, you'll have everything you need to adventure every day and make yourself at home every night. Let's get away. Let's make it count. Let's Jayco—and make memories that last a lifetime.

GENERATIONS OF FAMILY FUN



PRECEPT

WE CARE ABOUT GETTING THERE AS MUCH AS BEING THERE


The 2016 Jayco Precept is as smooth-riding as they come—thanks to JRide Plus and a Ford® F53 chassis. So step inside and venture out.



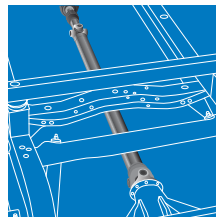
A PRECEPT STANDARD

JRide Plus is a powerful blend of precise handling and renowned stability.

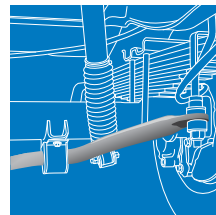
Put JRide Plus to the test—and rule out the competition.



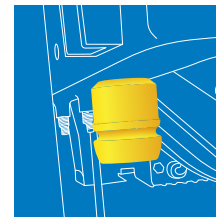
1. Bilstein® shock absorbers feature a unique monotube gas pressure design that provides optimum ride quality and vehicle control; Bilstein shock absorbers last 2-3 times longer than the conventional twin tube piston and are found in many high-end luxury vehicles



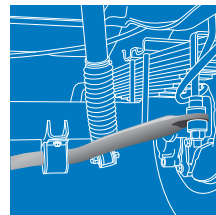
2. Computer-balanced driveshaft ensures reduced shudder and vibrations, and efficient power transfer to the wheels



4. Front and rear sway bars raise and lower each side of the unit to similar heights, reducing sideways tilting when cornering



3. Jounce bumpers absorb impact and dampen excess road noise and vibration



5. Additional heavy-duty rear sway bar adds even more support and stability for easier handling

SHARE YOUR PHOTOS AND STORIES ON SOCIAL MEDIA WITH **#LETSJAYCO.**





29UR INTERIOR WITH FRENCH VANILLA DÉCOR



31UL 4K TV



ELECTRIC OVERHEAD BUNK OPTION RATED AT 750 POUNDS



31UL KITCHEN



COCKPIT WITH 120-INCH PANORAMIC VIEW



FIBERGLASS ROOF



THETFORD® SANI-CON® TURBO
SEWER SYSTEM




EXTERIOR ENTERTAINMENT CENTER

INTERIOR DÉCOR

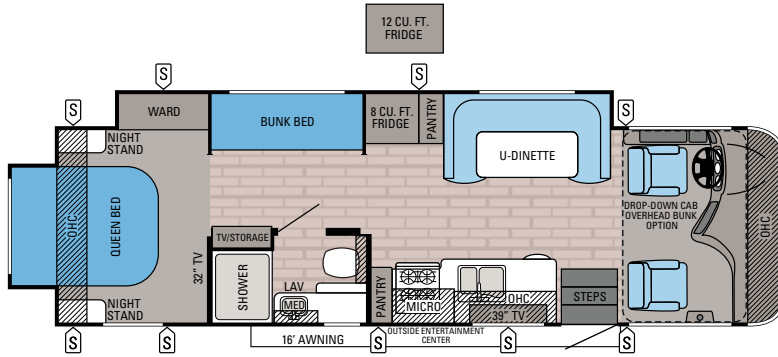
CAPPUCCINO _____

FRENCH VANILLA _____

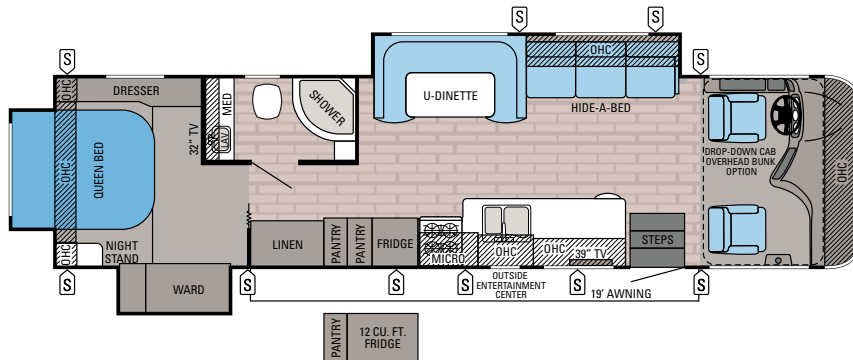
PEWTER _____



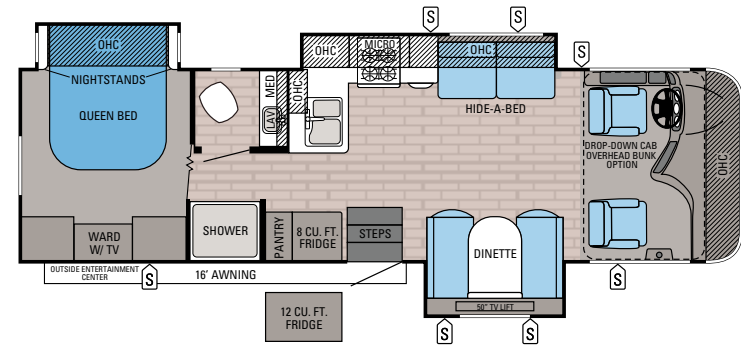
FLOORPLANS

**PRECEPT | 29UR**

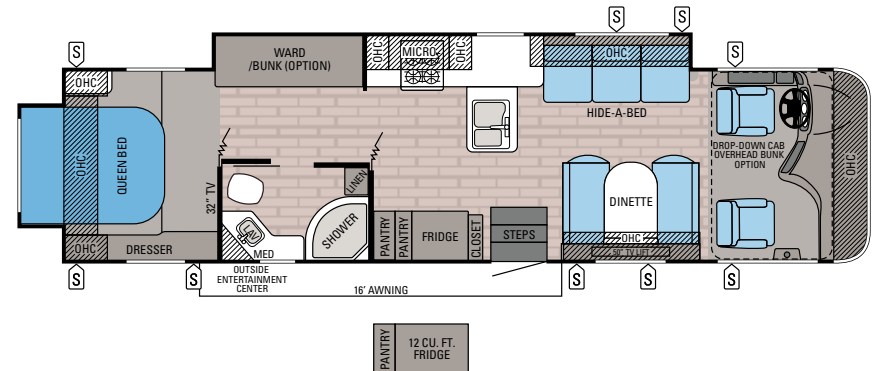
Exterior Length: 32' 1" Exterior Height: 148" Sleeps: 6

**PRECEPT | 35UN**

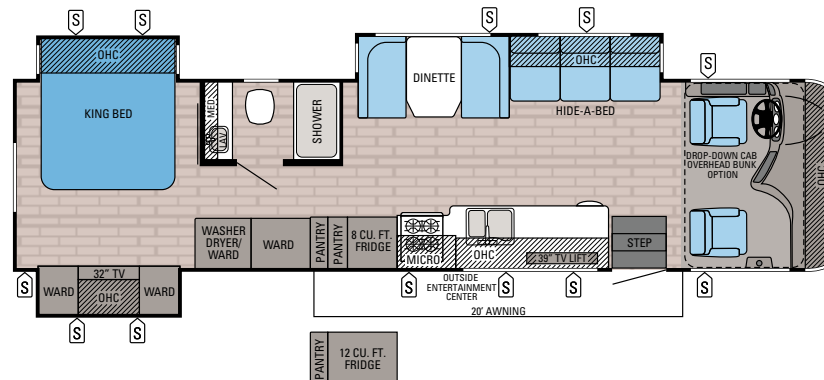
Exterior Length: 35' 10" Exterior Height: 151" Sleeps: 4-7

**PRECEPT | 31UL**

Exterior Length: 32' 2" Exterior Height: 148" Sleeps: 4-7

**PRECEPT | 35UP**

Exterior Length: 35' 10" Exterior Height: 151" Sleeps: 6-9

**PRECEPT | 35S**

Exterior Length: 36' 7" Exterior Height: 151" Sleeps: 6-9

STANDARDS AND OPTIONS

CUSTOMER VALUE PACKAGE

JRide Plus Package: Bilstein shock absorbers, front and rear sway bar, additional heavy-duty sway bar, computer-balanced driveshaft and jounce bumpers

Automatic hydraulic leveling jacks

Touch-screen, in-dash sound system with built-in GPS, CD/DVD, MP3 and input jack

Backup and side-view cameras with monitor and microphone

Frameless windows

Electric patio awning with LED lights

Slideout awnings

Exterior entertainment center with 39-inch LED TV and single-disc DVD/FM radio

Onan® Marquis Gold GenSet 5,500-watt generator with auto gen start

1,000-watt inverter

50-amp electrical service

13,500-BTU A/C units (2)

On-demand tankless water heater

Solid-surface kitchen countertops with integrated sink

4K LED living room TV

Day/night roller shades

STANDARD EXTERIOR EQUIPMENT

Cream-colored high-gloss fiberglass walls

Seamless, crowned fiberglass roof

One-piece fiberglass front and rear cap

Bead-foam insulation (R-24 max roof, R-9 max floor, R-8 max walls)

Electric-powered entrance step

Lockable pass-through storage compartments with slam latches

12V house battery

12V demand water pump

Chrome grill

Thetford Sani-Con turbo sewer system

120-inch panoramic windshield

STANDARD INTERIOR EQUIPMENT

84-inch interior ceiling height with padded vinyl ceiling

High-intensity recessed LED ceiling lights

Raised-panel cabinet doors

Ball-bearing drawer guides

3-burner range with 9,000-BTU SuperBurner™ and piezo igniter

Convection microwave oven

8-cubic-foot gas/electric refrigerator with raised-wood panel doors

Water filtration system

Dream Dinette mechanism, easily raises/lowers tabletop

2-point lap safety belts on all seating areas

Soft-touch vinyl dash with wood grain accents

Prep for satellite dish

Cable TV hookup with RG-6 coax

Digital antenna with signal booster

Shower with surround, glass door, skylight and light

Porcelain toilet with foot-flush

Powered roof vent in bathroom with wall switch

Queen-sized bed with under-bed storage

Bedroom LED TV

Bunks—300-pound rating (29UR, 35UP)

Decorative kitchen backsplash

Entrance door with large frameless window and keyless entry

Blu-ray™ player with HDMI® connections

JBL® Premium audio

STANDARD DRIVING EQUIPMENT

Ford F53 18,000-pound/22,000-pound GVWR chassis

6.8L Triton® V-10 320 HP gas engine with electronic fuel injection and 460 lb-ft torque

6-speed automatic TorqShift® transmission with overdrive and tow-haul mode

130-amp alternator

56-pound, 16.5-gallon propane tank

12V chassis battery

19.5-inch Goodyear® radial tires (29UR, 31UL)

22.5-inch Goodyear radial tires (35UN, 35UP, 35S)

Front and rear disc, 4-wheel anti-lock brakes

5,000-pound rear hitch receiver with dual connector

7-pin plug

6-way power swivel driver and passenger seats

Flush-mount LED marker lights

Third brake light

OPTIONS

Atlantis Blue graphics

Beachstone Paint Package

Splendor Paint Package

Drop-down overhead bunk in cab area

Wardrobe/bunk bed in slideout (35UP)

12-cubic-foot, 4-door refrigerator

Washer/dryer combination (35UN, 35S)

King-sized bed (35S)

STANDARD GRAPHICS SELECTIONS



CRIMSON RED



ATLANTIS BLUE

FULL-BODY PAINT OPTIONS



BEACHSTONE



SPLENDOR

SPECIFICATIONS

MODELS		DIMENSIONS			WEIGHT (LBS.)		DRIVING FEAT.	FURNACE	TANKS (GALS.)		
FLOORPLAN	EXTERIOR LENGTH	EXTERIOR WIDTH	EXTERIOR HEIGHT (WITH A/C)	INTERIOR HEIGHT	GROSS VEHICLE WEIGHT RATING	GROSS COMBINED WEIGHT RATING	WHEEL BASE	BTU	FRESH WATER CAPACITY (INCLUDES WATER HEATER)	GREY WASTE WATER CAPACITY	BLACK WASTE WATER CAPACITY
29UR	32' 1"	101"	148"	84"	18,000	23,000	190"	31,000	71.5	40	40
31UL	32' 2"	101"	148"	84"	18,000	23,000	190"	31,000	71.5	40	50
35UN	35' 10"	101"	151"	84"	22,000	26,000	228"	31,000	71.5	40	50
35UP	35' 10"	101"	151"	84"	22,000	26,000	228"	31,000	77	40	50
35S	36' 7"	101"	151"	84"	22,000	26,000	228"	31,000	71.5	40	50

It is important for your safety and enjoyment that you are aware of the weights and tow ratings of the RV you select. Consult a competent advisor for questions or advice. Whether you are new to RVing or a veteran, get a feel for the performance of your RV before heading out on the roadways. When you tow a vehicle with your RV, you must drive differently than when you drive a single vehicle. Practice hooking up, driving, backing up and braking in a safe environment or seek out professional instruction. Jayco affixes a weight label to each RV which lists weight information for that vehicle. Refer to that label to verify the vehicle will meet your requirements. See specifications chart above.

Gross Vehicle Weight Rating (GVWR): The maximum permissible weight of the motorhome, including the Unloaded Vehicle Weight (UVW) plus passengers, personal items, all cargo, fluids, options and dealer-installed accessories. The GVWR is equal to or greater than the sum of the UVW and the Cargo Carrying Capacity.

Gross Combined Weight Rating (GCWR): The maximum allowable combined weight of the motorhome used as a tow vehicle and the attached towed vehicle.

LET'S JAYCO—AND ENJOY EVERY MILE.



Generations of family fun.

We know that your family fun rides on our commitment to quality. So we go the extra mile to make products that last—and stand behind them longer than anyone in the business.

THE JAYCO DIFFERENCE

When you go with Jayco, you get one of the industry's strongest frames and rock-solid construction.

1. **120-inch, panoramic windshield** allows for maximum visibility and comes complete with oversized wiper blades
2. **39-inch exterior TV** comes standard—and is one of the industry's largest
3. **One-piece, seamless fiberglass roof** offers unmatched durability
4. **Power driver and passenger seats** with 180-degree swivel allow for maximum seating and ultimate comfort
5. **Seatbelts in every seating position** secure the most precious cargo

eco advantage™

Jayco's long-term commitment to generations of family fun

After four years of increased efforts to eliminate waste, conserve energy and increase recycling, we've come a long way in building RVs that are not only better for your family—but also better for the planet. **Learn more at Jayco.com/EcoAdvantage**

2
YEAR
WARRANTY

FREE
ROADSIDE
ASSISTANCE

Travel with confidence, with our industry-leading, bumper-to-bumper limited warranty and a year's access to Coach-Net™—the country's largest RV emergency road service.


For a copy of our 2-year limited warranty with full terms and conditions, please contact your local Jayco dealer.

Meet your Jayco Dealer

We work hard—so you can play hard. From finding the perfect Jayco for your family to providing flexible financing options and full-service support, we're here to help.

Follow Jayco



Jayco, Inc., P.O. Box 460, Middlebury, IN 46540, www.jayco.com  See dealer for further information and prices. All information in this brochure is the latest available at the time of publication approval. Jayco reserves the right to make changes and to discontinue models without notice or obligation. Photos in this brochure may show optional equipment and props for photography purposes. RVs built for sale in Canada may differ to conform to Canadian codes. ©2015 Jayco, Inc. 0915-15K Printed in U.S.A.