

SSS sand sport

TOY HAULERS

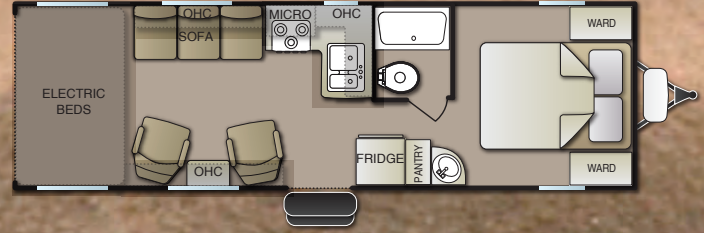


Pacific
Coachworks

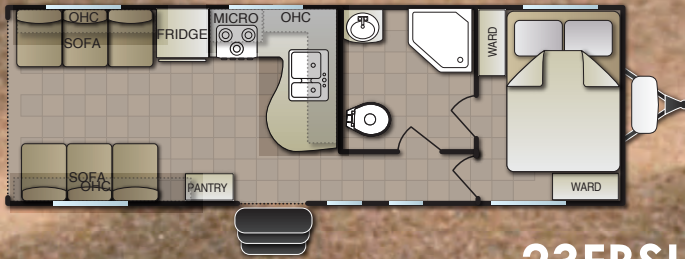
TOY HAULERS



18SLE



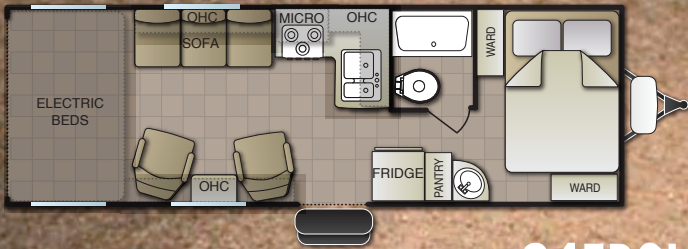
26FBSL



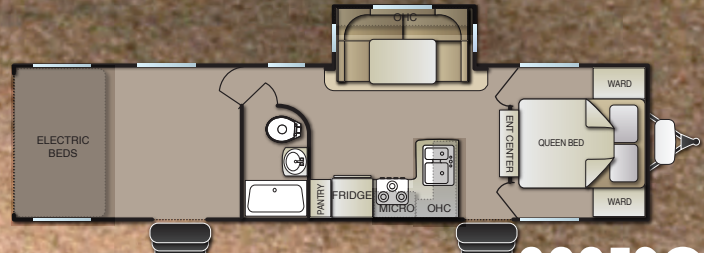
23FBSL



27FBSL



24FBSL



300FSG

TOY HAULER STANDARDS

INTERIOR

- A/C 13.5 BTU - Ducted WA
- Custom Command Center
- Laminated Counter Tops w/ Edge
- Large Double Door Refrigerator
- Large Oven w/Cooktop
- LED Lighting
- Light Soffit Over Medicine Cabinet
- Tub Surround
- Microwave Oven
- Next Level Floor Covering Throughout
- Porcelain Toilet
- Rear Electric Bed
- Roller Shade Window Coverings
- Sani - Flush Black Tank
- Skylight Bath
- Stainless Appearance Appliances
- Stereo/Amp/BT/DVD/Bluetooth

EXTERIOR

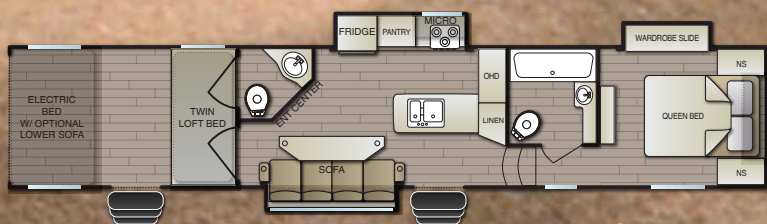
- Aluminum Frame Construction
- Awning - Power w/LED
- Blacked Out Wheels
- DSI Water Heater
- Dual LPG Bottles w/Cover
- Exterior Folding Ladder
- Flood Lights - BLUE
- Front Diamond Plate
- Keyless Entry
- LED Lights
- Radius Entry Door w/Assist Handle
- Sani Flush - Black Tank
- Solar Ready
- Spare Tire
- Stab Jacks (4)
- Toy Lock - U Channel
- TV Antenna w/Cable Hook-Up
- Walk On Roof

OPTIONS

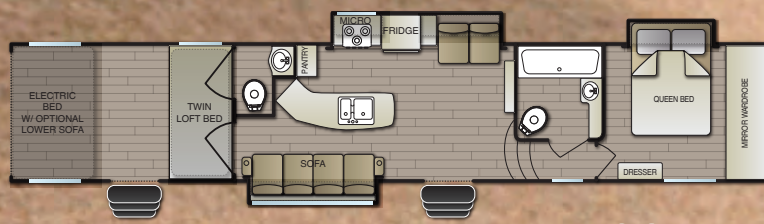
- 2nd Lift Bed

- 160 W Solar w/Inverter
- 20 Gal Fuel Station
- 40 Gal Fuel Station
- Aluminum Wheels (4)
- Chair (1) Models 20 & 24
- Custom Carpet Kit
- Diamond Plate Flooring - Cargo Area
- Front Fiberglass Cap
- Generator Onan 4.0
- Glass Bath Enclosure
- Heated Tanks - Pads
- Patio Cables
- Power Tongue Jack
- Pressure Sprayer
- Rear "BIG AIR" Lounge
- Rear Screen Wall
- Sink Cover
- Sofa Slide Out - 27FBXL
- Tankless Water Heater
- TV LCD - Ceiling Mount
- Winterizing Kit

LUXURY 5TH WHEELS



F375LX



F385LX



F395LX

LUXURY 5TH WHEEL STANDARDS

INTERIOR

- 1 Piece Fiberglass Tub Surround
- 12.3 Cubic ft. Double Door Refrigerator
- A/C 15.0 BTU - Ducted
- Beaver Tail Floor w/Storage Bin
- Custom Carpet Kit - Cargo Area
- Dimable LED Lighting
- Double Carpet Padding - BR
- Ducted Furnace - 40,000 BTU
- Glass Shower Enclosure
- High Rise Pull Out Galley Faucet
- Large Pots/Pans Drawer /Galley
- LINK PAD Universal Technology
- Max Air Vent in Living Area
- Metal Ball Bearing Drawer Guides
- Microwave Oven 30" Residential
- Next Level Floor Covering
- Porcelain Toilet
- Rear Electric Bed w/Roll Over

Dinette

- Roller Shade Window Coverings
- Sani Flush - Black Tank
- Skylight Bath
- Solid Surface Tops - Galley & Lavy
- Stainless Appearance Appliances
- Stereo/BT/DVD/Soundbar
- TV LCD - 40"
- Upgraded Residential Style Furniture

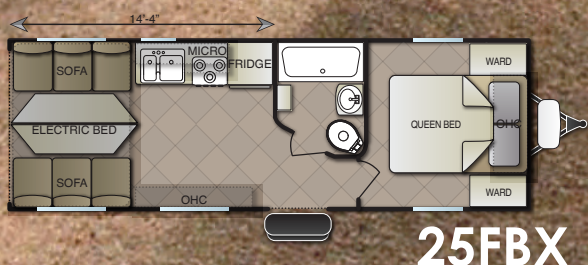
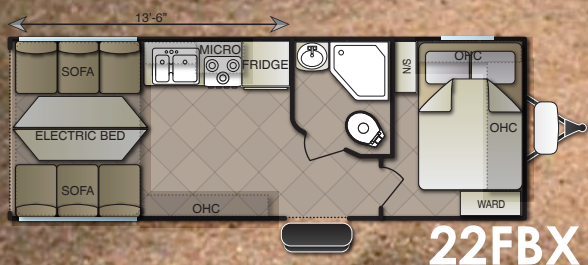
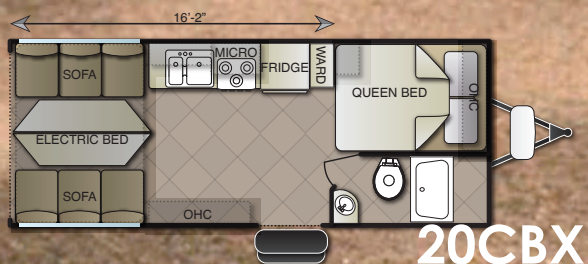
EXTERIOR

- 40 Gal Fuel Tank w/Pump Station
- 6 Point Lippert Level Up System
- 7000 LB Triple Axles
- 8' Ramp Door w/Gray Fiberglass
- Aluminum Frame Construction
- Awning - Power w/LED Strip
- Custom 16" Wheels
- Custom Colored High Glass

Front Cap

- DSI Water Heater - 10 Gallon
- Exterior Ladder
- Exterior Utility Command Ctr
- Front Diamond Plate
- Generator Onan 5.5
- Gray Slide Out End Walls and Ramp Door
- Ground Effects Light Package
- Heated & Enclosed Tanks
- Keyless Entry Door
- Pressure Washer
- Slam Latch - Radius Compartment Doors
- Solar Ready
- Solid Surface Flush Mount Sink Cover
- Spare Tire
- Traillair Equa Flex Suspension
- Traillair Roto Flex Front Hitch
- TV Antenna w/Cable Hook-Up
- Ultra High Glass Medallion Ext.

METAL X TRAVEL TRAVELS



27FBX, Shown in Peppercorn Decor



| MODEL | 18SLE | 23FBSL | 24FBSL | 26FBSL | 27FBSL | 300FSG |
|--------------|--------|---------|---------|---------|---------|---------|
| EXT LENGTH | 22'-9" | 28'-8" | 31'-1" | 32'-6" | 34'-10" | 38'-4" |
| EXT WIDTH | 84" | 102" | 102" | 102" | 102" | 102" |
| INT HEIGHT | 78" | 94" | 94" | 94" | 94" | 94" |
| CARGO R/S | 8' | 6'-6" | 12'-6" | 12'-6" | 12'-6" | 13' |
| CARGO C/S | 8' | 11'-5" | 17' | 17'-2" | 17'-5" | 13' |
| GVWR | 7,500 | 9,900 | 9,900 | 9,900 | 9,900 | 11,800 |
| AXLE WEIGHT | 2,550 | 5,410 | 5,970 | 6,060 | 6,500 | 7,560 |
| HITCH WEIGHT | 530 | 860 | 1,060 | 1,090 | 1,110 | 1,480 |
| UVW | 3,080 | 6,310 | 6,800 | 7,150 | 7,610 | 9,080 |
| PAYLOAD | 4,100 | 3,590 | 3,100 | 2,750 | 2,290 | 2,720 |
| FRESH WATER | 58 GAL | 100 GAL | 100 GAL | 100 GAL | 100 GAL | 170 GAL |
| GRAY WATER | 15 GAL | 40 GAL | 40 GAL | 40 GAL | 40 GAL | 50 GAL |
| BLACK WATER | 10 GAL | 40 GAL | 40 GAL | 40 GAL | 40 GAL | 50 GAL |
| FUEL TANK | 20 GAL | 18 GAL | 18 GAL | 18 GAL | 18 GAL | 18 GAL |

NOTES: Unloaded vehicle weight (UVW) information is intended as a guide on weight of water, fluids, or popular options. Weights and capacities are approx

METAL X STANDARDS

INTERIOR

- A/C 13.5 BTU - Ducted WA
- Custom Command Center
- Medicine Cabinet
- Laminated Counter Tops w/ Edge
- Large Double Door Refrigerator
- Large Oven w/Cooktop
- LED Lighting
- Rear Folding Sofa (19EX)
- Microwave Oven
- Porcelain Toilet
- Rear Electric Bed (1) - Opt. 20CBX & 19EX
- Roller Shade Window Coverings
- Skylight Bath
- Stainless Appearance Package
- Stereo w/Bluetooth
- Tub Surround
- Next Level Floor Covering Throughout

EXTERIOR

- 102" Wide Body Construction
- Awning - Power w/LED
- Blacked Out Wheels
- DSI Water Heater
- Dual LPG Bottles w/Cover
- Flood Light
- Front Diamond Plate
- Generator Ready
- Keyless Entry
- LED Lighting
- Radius Entry Door w/Assist Handle
- Sani Flush - Black Tank
- Solar Ready
- Spare Tire
- Stab Jacks (4) Excluding 19EX (2)
- Toy Lock - U Channel
- TV Antenna

- 2nd Lift Bed
- 40 Gal Fuel Tank
- Aluminum Wheels IPO Black
- Bunk Ladder
- Chair (1)
- Chairs IPO Sofa - Curb Side
- Custom Carpet Kit
- Diamond Plate Cargo Floor
- Exterior Folding Ladder
- Generator Onan 4.0
- Glass Bath Enclosure
- Heated Tanks - Pads
- Patio Cables
- Power Tongue Jack
- Pressure Sprayer
- Rear Screen Wall
- Sink Cover
- Sofa - Single Rear "Floating"
- Tankless Water Heater
- TV LCD - Ceiling Mount
- Winterizing Kit

OPTIONS

- 20 Gal Fuel Tank
- 160 W Solar w/Inverter

SPECIFICATIONS

| F285FS | F295FS | F305 | F325 | F375 | F385 | F395 | 19EX | 20CBX | 22FBX | 25FBX | 27FBX |
|---------|----------|---------|---------|---------|---------|---------|---------|---------|---------|---------|---------|
| 33'-9" | 34'-6" | 41'11" | 41'-11" | 44'-3" | 44'-9" | 44'-9" | 26'-1" | 25'-11" | 27'-6" | 29'-7" | 34'-10" |
| 102" | 102" | 102" | 102" | 102" | 102" | 102" | 102" | 102" | 102" | 102" | 102" |
| 101" | 101" | 101" | 101" | 101" | 101" | 101" | 94" | 94" | 94" | 94" | 94" |
| 12'-6" | 13' - 5" | 13' | 13' | 13' | 13' | 16' | 6'-2" | 6'-2" | 6' | 6'1" | 12'-8" |
| 13'-5" | 13'-4" | 13' | 13' | 13' | 13' | 16' | 13'-11" | 14'-11" | 13'-6" | 14'4" | 16'10" |
| 11,800 | 14,800 | 16500 | 16,800 | 19,800 | 19,800 | 19,800 | 9,900 | 9,900 | 9,900 | 10,900 | 9,900 |
| 6,100 | 6,695 | 9440 | 9,830 | TBD | TBD | 10,820 | 4,390 | 4,560 | 4,700 | 5,280 | 6,510 |
| 2,980 | 2,840 | 2380 | 2,750 | TBD | TBD | 3,160 | 550 | 820 | 820 | 860 | 1,010 |
| 9,140 | 9,595 | 11800 | 12,580 | TBD | TBD | 13,980 | 4,980 | 5,420 | 5,560 | 6,190 | 7,560 |
| 3,760 | 5,205 | 4620 | 4,220 | TBD | TBD | 5,820 | 4,920 | 4,480 | 4,340 | 4,720 | 2,340 |
| 170 GAL | 170 GAL | 170 GAL | 170 GAL | 170 GAL | 170 GAL | 170 GAL | 50 GAL | 100 GAL | 100 GAL | 100 GAL | 100 GAL |
| 50 GAL | 50 GAL | 100 GAL | 100 GAL | 50GAL | 100 GAL | 100 GAL | 40 GAL | 40 GAL | 40 GAL | 40 GAL | 40 GAL |
| 50 GAL | 50 GAL | 50 GAL | 50 GAL | 90 GAL | 90 GAL | 50 GAL | 40 GAL | 40 GAL | 40 GAL | 40 GAL | 40 GAL |
| 40 GAL | 40 GAL | 40 GAL | 40 GAL | 40 GAL | 40 GAL | 40 GAL | 18 GAL | 18 GAL | 18 GAL | 18 GAL | 18 GAL |

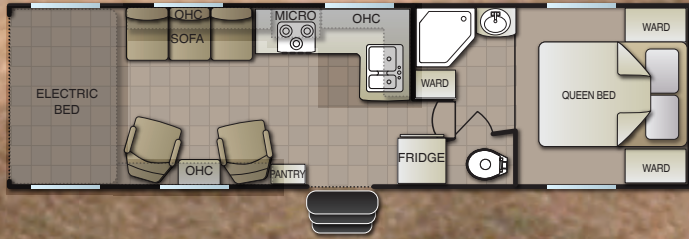
only and does not include water, fluids or popular options. Actual weight may vary. Payload capacity does not include the approximate and are subject to change without notice.



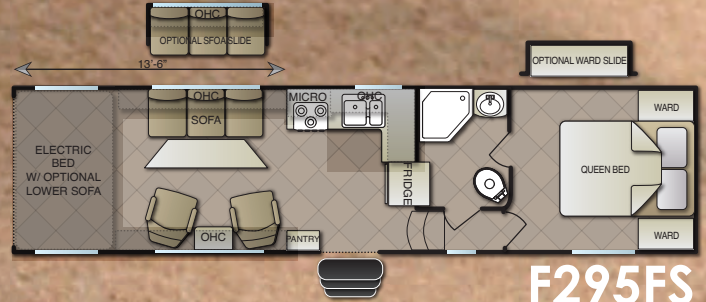
F295FS, Shown in Mesa Decor



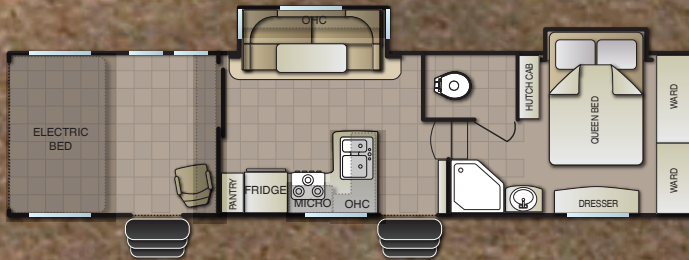
5TH WHEELS



F285FS



F295FS



F305



F325

5TH WHEEL STANDARDS

INTERIOR

- A/C 13.5 BTU - Ducted
- Custom Command Center
- Laminated Counter Tops w/ Edge
- Large Double Door Refrigerator
- Large Oven w/Cooktop
- LED Lighting
- Light Soffit O/Medicine Cabinet
- Microwave Oven
- Next Level Floor Covering
- Porcelain Toilet
- Rear Electric Bed (1)
- Roller Shade Window Coverings
- Skylight Bath
- Stainless Appearance Appliances
- Stereo/Amp/BT/DVD/SubW
- Tub Surround
- Upgraded Furniture - Sofa & (2) Chairs

EXTERIOR

- Aluminum Frame Construction
- Aluminum Wheels
- Awning - Power w/LED
- DSI Water Heater
- Eight (8) Foot Ramp Door
- Exterior Ladder
- Flood Light - BLUE
- Front Diamond Plate
- Keyless Entry
- LED Lighting
- Radius Entry Door w/Assist Handle
- Sani Flush - Black Tank
- Solar Ready
- Spare Tire
- Stab Jacks (2)
- TV Antenna w/Cable Hook-Up
- Walk On Roof

OPTIONS

- 15.0 BTU A/C IPO 13.5
- 160 W Solar w/Inverter

- 2nd A/C BR - 13.5 BTU w/50 Amp
- 2nd Lift Bed
- 40 Gal Fuel Station
- Bunk Ladder
- Custom Carpet Kit
- Diamond Plate Flooring
- Generator Onan 4.0
- Generator Onan 5.5
- Heated & Enclosed Tanks
- Livingroom Sofa Slide Out
- Patio Cables
- Plus 4' Cargo
- Pressure Sprayer
- Rear "BIG AIR" Lounge
- Rear Screen Wall
- Sink Cover
- Solid Surface Calley & Lavy Top - F295
- Tankless Water Heater
- TV LCD - Ceiling Mount
- Wardrobe Slide Out - F295 ONLY
- Winterizing Kit

Pacific Coachworks is committed to providing the highest quality travel trailers, fifth wheels, and toy haulers at an unsurpassed value. We are dedicated to establishing lasting partnerships with trusted RV dealers, vendors, and suppliers, all of which are equally committed to conducting business with your best interests in mind. Our team is focused on exceeding customer expectations by providing the highest level of customer support and service.



951-686-7294 | www.pacificcoachworks.com



All information included in this brochure is the latest at the time of publication. Pacific Coachworks reserves the right to make changes and to discontinue at any time, without notice, prices, colors, materials, equipment, accessories, specifications, models, and packages, without incurring any obligations to make the same or similar changes to trailers. All vehicles built by Pacific Coachworks, Inc. include a one year factory warranty. Roadside Assistance via Coach-Net is also included.

Pacific Coachworks • 3411 N. Perris Blvd., Perris, CA 92571

SEPTEMBER 2016