

# Ultra Lites

The perfect starting point for years of unforgettable family adventures, the Ultra Lite Series is solid, comfortable, well-equipped and towable by your SUV or Minivan.



Model 28BSB



Model 30DBS

# STREAMLITE

A family of lightweight, high-value, premium-quality feature-rich travel trailers from Gulf Stream Coach.



# Champagne Series

The pinnacle of quality, with a distinctive molded gel-coat full fiberglass front cap, and a host of innovative enhancements to make life easier and more luxurious.



Model 30DBS

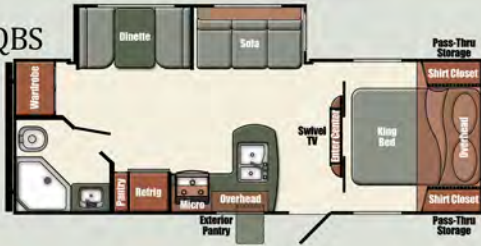


Model 29IKS

# Champagne

The pinnacle of quality and luxury, with distinctive Champagne-colored vacuum-bonded laminated sidewalls, a molded full front cap and a host of innovations to make your life easier and more relaxing.

26QBS



**NEW**

29IKS

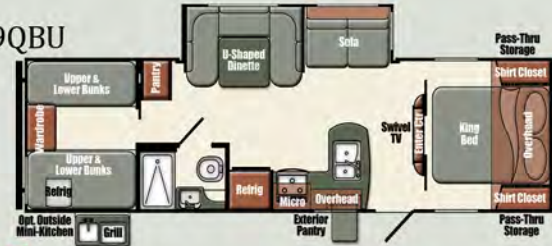


**NEW**

26BHS



29QBU



27RKS



**NEW**

29BIK



**NEW**

28RBB



30DBS



28RLB



**NEW**

30RLK



# Specifications

Measurements are approximate and subject to change. Check the sticker on your unit for actual weights.

	Length	Width	Height w/AC	Inside Height	Dry Wgt.	Hitch Weight	Net Carry Capacity	Fresh Wtr.	Grey Wtr.	Black Wtr.	Furnace BTUs	
<i>Champagne</i>												
26QBS	26'10"	96"	10'10"	80"	5,240	420	2,050	44	38	38	30K	
26BHS	29'5"	96"	11'4"	80"	5,870	780	2,930	44	38	38	30K	
27RKS	32'3"	96"	11'4"	80"	5,920	750	2,580	44	38	38	30K	
28RBB	32'6"	96"	11'4"	80"	6,070	910	3,641	44	38	38	30K	
28RLB	32'5"	96"	11'4"	80"	6,300	650	2,870	44	38	38	30K	
29IKS	32'10"	96"	11'4"	80"	6,540	760	2,880	44	38	38	30K	
29QBU	34'2"	96"	11'4"	80"	6,550	790	3,046	44	38	38	30K	
29BIK	TBA	96"	11'4"	80"	TBA	TBA	TBA	44	38	38	30K	
30DBS	35'4"	96"	11'4"	80"	6,910	730	3,160	44	38	38	30K	
30RLK	35'11"	96"	11'4"	80"	7,270	800	2,200	44	38	38	30K	

## Ultra Lite

22TRB	24'	96"	10'6"	80"	3,820	360	2,207	44	38	38	20K
24RBH	25'	96"	10'6"	80"	3,600	560	2,567	44	38	38	20K
24RBS	24'8"	96"	10'6"	80"	4,020	440	3,040	44	38	38	20K
25TSS	27'10"	96"	10'11"	80"	4,110	460	3,023	44	38	38	20K
26RBK	29'6"	96"	10'11"	80"	5,200	760	2,560	44	38	38	30K
27BKS	30'6"	96"	10'11"	80"	4,440	500	3,023	44	38	38	30K
28BKS	30'6"	96"	10'11"	80"	4,730	500	2,900	44	38	38	30K
28BSB	30'4"	96"	10'11"	80"	4,600	520	4,180	44	38	38	30K
28RLF	30'10"	96"	10'11"	80"	4,770	610	2,700	44	38	38	30K
28RCB	TBA	96"	10'11"	80"	5,290	660	2,510	44	38	38	30K
28QBD	33'8"	96"	10'11"	80"	5,190	490	2,160	44	38	38	30K
30KBS	TBA	96"	10'11"	80"	TBA	TBA	TBA	44	38	38	30K

## Ultra Lite 90

19FBS	19'11"	90"	9'5"	80"	2,710	280	680	44	30	30	16K
21CBB	20'1"	90"	TBA	80"	TBA	TBA	TBA	44	30	30	16K
22CBD	21'9"	90"	TBA	80"	TBA	TBA	TBA	44	30	30	16K
23CBB	23'3"	90"	TBA	80"	TBA	TBA	TBA	44	30	30	16K



New Champagne Series Bedroom with walk-around King Bed, premium inner-spring mattress, individually switched reading lights, matching mirrored shirt closets, bedside nightstands and AC outlets, overhead cabinets with solid wood doors, flow-through window ventilation, pleated shades, designer window treatments, under-bed storage, and much more.

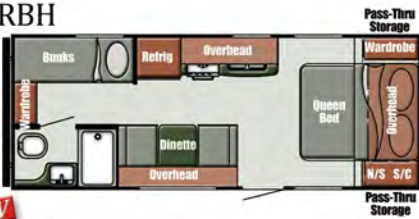
# Ultra Lite

Top construction quality at a remarkably affordable price, with vacuum-bonded laminated sidewalls, synthetic substrates, solid wood cabinet doors and drawers, and comfort-driven extras that give new meaning to the word "value."

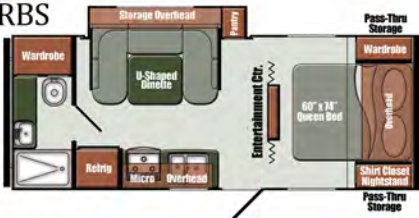
22TRB



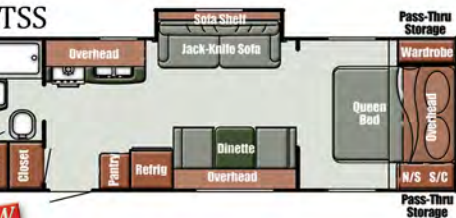
24RBH



**NEW** 24RBS



25TSS



**NEW** 26RBK



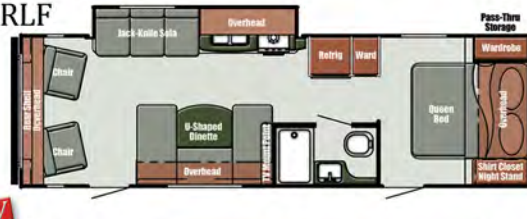
27BKS



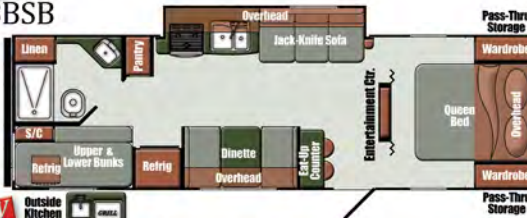
28BKS



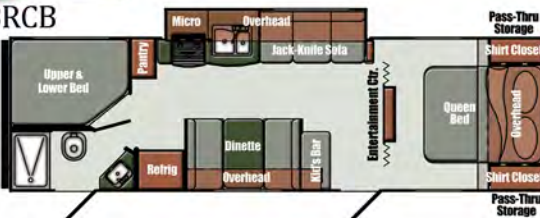
28RLF



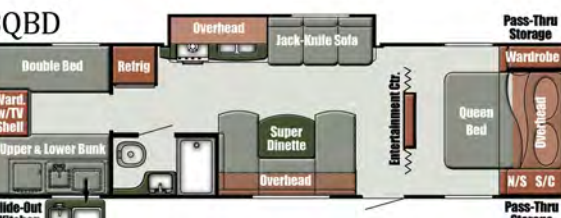
**NEW** 28BSB



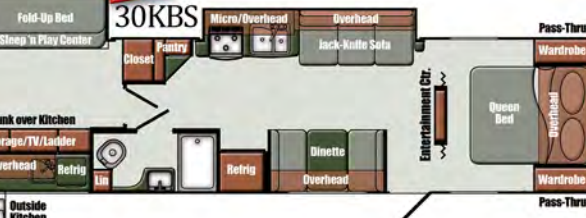
**NEW** 28RCB



28QBD



27BKS



Above left, new Exterior Pantry for picnic and campsite supplies; includes pull-out counter, outlet and light. Above right, the stunning Island Kitchen in the new Model 29IKS.

Below left, optional Multi-Source Entertainment Center includes wireless Bluetooth connection. Below right, new under-mount Stonecast Composite Sink outperforms plastic & stainless steel.



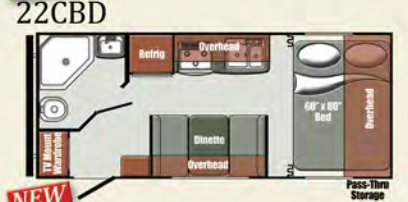
# Ultra Lite 90

The newest and lightest members of the Gulf Breeze family, these value-packed 7 1/2 foot wide beauties are perfect for quick, easy, casual getaways with your Mini Van or SUV. Features include laminated sidewalls with synthetic substrates and full-feature living accommodations.

**NEW** 19FBS



**NEW** 22CBD



**NEW** 21CBB



**NEW** 23CBB



## Standard Features & Packages

### Furnishings and Decor

- Solid Wood Cabinet Doors, Drawers & Stiles w/ Glazed Cherry Stain
- Anti-Stick Easy-Clean Vinyl Flooring
- Antique Topaz Laminated Countertops
- Easy-Care Wall Vinyl
- Black Radius Tinted Windows
- Designer Window Treatments
- Mini-Blinds throughout (Ultra Lite)
- 26" x 70" Radius Entry Door w/ Deadbolt
- Queen Bed w/ Designer Bedspread

### Heating, Cooling and Electrical

- 20,000 BTU Furnace w/ Wall Thermostat (30,000 BTU w/ Champagne 28' & above)
- Pre-Wired for Roof Air Conditioner
- TV Antenna w/ Power Booster
- 30 Amp 30' Power Cord w/ Storage
- 55 Amp Converter w/ Charger & LED Lights
- Monitor Panel
- Three-Way Security Porch Light
- Pass-Through Light

### Kitchen and Bath

- 3-Burner Cook Top (Ultra Lite)
- Power Range Hood w/ Light
- 6 cu. ft. Double Door Refrigerator
- 6 Gal Gas Water Heater
- Aqua Magic IV Toilet
- Power Bath Vent, Bath Skylight
- Medicine Cabinet w/ Mirror, Shower Curtain

### Exterior

- One Piece Vinyl Roof
- Welded Alum. Frame w/ Vacuum Bonded Walls
- Gutter Rail & Downspouts at Roofline
- Gutter Rail above Slide Room
- Fiberglass Exterior Walls
- Easy Lube Axles
- Two 20 lb. (Ultra Lite) or 30 lb. (Champagne) LP Bottles w/ Quick-Access Cover
- Spare Tire Storage Area under Bed (Champagne)
- Double (Ultra Lite) or Triple (Champ.) Entry Step

### Safety

- Safety Chains, Breakaway Switch
- Wall Mount Fire Extinguisher
- Combo LP and CO Detector
- Smoke Detector

### Ultra Lite Exterior Pkg. (Req. on Ultra Lite)

- Champagne color upgrade
- Slam Latch Doors, Automotive Black Trim

### Champagne Interior Pkg. (Req. on Champ.)

- 13,500 BTU Ducted Roof Air Conditioner
- 3-Burner Range w/ Oven
- Microwave Oven
- Glass Overhead Doors
- Deluxe Jackknife Sofa
- Premium Foam Mattress
- Night Shades in Living Room & Bedroom
- Sink Covers

### Champagne Exterior Package (Req. on Champ.)

- Spare Tire
- Exterior Spray Port
- 6 Gal DSI Gas/Electric Water Heater
- Premium Fender Skirts, Lower Metal Wrap
- Front Hitch Light
- Folding Grab Handles
- Enclosed Underbelly

### Champagne Edition Package (Req. on Champ.)

- Full Profile Aero Gel Gap
- Champagne Exterior Glass
- Equilibrium Spread Axles
- Deluxe Awning
- Slam Latch Luggage Doors
- Automotive Black Trim
- LED Pilot Lights
- Home Theater Stereo w/ Interior & Exterior Speakers
- TV Antenna w/ Power Booster

## Options & Upgrades

### Ultra Lite Only Options & Upgrades

- Bath Slide (28BKS only)
- 13,500 BTU Roof AC
- 6 Gal DSI Gas/Electric Water Heater
- 3-Burner Range w/ Oven
- Microwave Oven
- 60/40 Sink Cover
- Home Theater Stereo w/ Int. & Ext. Speakers
- Premium Foam Mattress (N/A 24TRS)
- Tub or Shower Surround
- Manual Awning
- (4) Stabilizer Jacks
- Outside Spray Port
- Spare Tire

### Champagne & Ultra Lite Options

- Interior & Exterior TV Mounting Brackets
- Rear Bumper Mount Gas Grill
- Power Awning
- Slide-Out Topper(s)
- Power Tongue Jack
- Safety Glass Windows
- 19" or 26" LCD/HD TV
- Bluetooth Stereo
- 15,000 BTU Roof A/C
- Outside Kitchen (select floor plans)
- Aluminum Wheels & Radial Tires

### Champagne Only Options

- Glass Shower Door
- Raised Panel Refrigerator Doors
- 8.0 cu. ft. Refrigerator
- 40" LCD/HD TV (30RLK)
- Power Stabilizer Jacks
- Solid Surface or E-Stone Countertops
- Hide-A-Bed Sofa
- Expandable Free-Standing Table w/ 4 Chairs
- Electric Fireplace
- Upgraded Deluxe Recliners

# STREAMLITE

StreamLite Travel Trailers are built by Gulf Stream Coach, Inc., of Nappanee, Indiana, an independent family-owned, family-run company with 30 years of experience and innovation behind it. Driven by the input of Gulf Stream Owners and Dealers, Gulf Stream Coach continues to be a voice of independence and fresh new ideas.



StreamLite gives you the benefit of Synthetic Substrates

Our sidewalls include an advanced synthetic substrate that is waterproof, lightweight, and 100% wood and formaldehyde free. It won't swell or rot; it is mild and mildew-resistant, it absorbs noise and provides additional high-efficiency insulation.



For complete product information see your local Gulf Stream Coach Dealer or visit us online at [www.gulfstreamcoach.com](http://www.gulfstreamcoach.com). Gulf Stream Coach, Inc. reserves the right to change or discontinue features, specifications, colors, materials and components at any time without further notice. Not responsible for typographic errors. Photos may show optional features available at additional cost. Experience and review a current model at a Gulf Stream Coach Dealer near you. (c) 2013 Gulf Stream Coach Inc., Nappanee, Indiana USA. #STR012013

You get  
**2**  
YEARS of  
protection



In addition to a standard one-year warranty, our exclusive Gulf Stream Coach Warranty gives you DOUBLE the protection with TWO YEARS of coverage on key structural components of your new StreamLite. That extended protection is also offered to Gulf Stream owners by many of the manufacturers that supply components for StreamLite units, including the refrigerator, antenna, furnace, water heater, air conditioner, awning, range, microwave and more. See the official Warranty for details and restrictions.



Scan the code or visit [www.gulfstreamcoach.com](http://www.gulfstreamcoach.com) to see the newest floor plans, styles, features and options from StreamLite.

Your StreamLite Dealer: